

# Ocean Bank

Miami, FL

Established

12/9/1982

## Florida Bank and Thrift Performance Report

### Table of Contents

| <b>Title</b>                    | <b>Page</b> |
|---------------------------------|-------------|
| PEER GROUP POSITION             | 1           |
| EXECUTIVE SUMMARY               | 2           |
| SELECTED FINANCIAL DATA         | 3           |
| SECURITIES COMPOSITION          | 4           |
| LOAN PORTFOLIO COMPOSITION      | 5           |
| LOAN PORTFOLIO QUALITY          | 6           |
| DEPOSIT BASE COMPOSITION        | 7           |
| INTEREST INCOME COMPOSITION     | 8           |
| INTEREST EXPENSE COMPOSITION    | 9           |
| NONINTEREST INCOME COMPOSITION  | 10          |
| NONINTEREST EXPENSE COMPOSITION | 11          |
| PEER GROUP COMPARISONS REPORT   | 12-22       |

#### **FLORIDA BANKING TEAM**

Ed Hacker, Robert Brink, Ted Hacker, Steve Kania, David Ajvazi, Michael Squitieri, Erica Hines, Sacha Widmaier, Kristin Moroso, Anthony Hagbartsen, Matthew Hanley, Jordan Augustyniak, Madeline Bogumil, Natalie Filippone, Lauren Klindt, Phillip Berdeguer, Andrew Joyce, Dylan Frayne, Mai Tran, Meranda Joseph, Patricia Romero, Vanessa Hossler, Adam McCord

Information contained herein was obtained from FIS is believed to be reliable however, accuracy is not guaranteed and all peer and state averages are simple averages.

**PEER GROUP POSITION**

For the  
*South Florida Group*

**For the six months June 30, 2022**

| Institution name                       | Total Assets<br>(\$'000's) |
|--|----------------------------|
| Bankunited, National Association       | 36,428,574                 |
| City National Bank Of Florida          | 23,177,678                 |
| Amerant Bank, National Association     | 8,127,227                  |
| Ocean Bank                             | 5,402,416                  |
| Bradesco Bac Florida Bank              | 2,952,433                  |
| Professional Bank                      | 2,657,026                  |
| Banesco Usa                            | 2,593,150                  |
| U. S. Century Bank                     | 2,016,086                  |
| First State Bank Of The Florida Keys   | 1,300,709                  |
| Grove Bank & Trust                     | 1,204,210                  |
| Helm Bank Usa                          | 1,178,553                  |
| Pacific National Bank                  | 1,108,611                  |
| Banco Do Brasil Americas               | 1,092,652                  |
| Apollo Bank                            | 1,061,855                  |
| The First National Bank Of South Miami | 1,035,705                  |
| International Finance Bank             | 960,942                    |
| Terrabank, National Association        | 664,648                    |
| Intercredit Bank, National Association | 480,292                    |
| Sunstate Bank                          | 474,747                    |
| Interamerican Bank, A Fsb              | 277,095                    |
| Eastern National Bank                  | 251,494                    |
| Gulf Atlantic Bank                     | 103,828                    |
| Plus International Bank                | 61,613                     |

| Institution name                       | Return on Avg<br>Assets (%) |
|--|-----------------------------|
| First State Bank Of The Florida Keys   | 1.24                        |
| City National Bank Of Florida          | 1.22                        |
| U. S. Century Bank                     | 1.03                        |
| Apollo Bank                            | 1.02                        |
| Bankunited, National Association       | 0.93                        |
| Ocean Bank                             | 0.93                        |
| Banesco Usa                            | 0.89                        |
| International Finance Bank             | 0.84                        |
| Bradesco Bac Florida Bank              | 0.77                        |
| Pacific National Bank                  | 0.76                        |
| Professional Bank                      | 0.76                        |
| Amerant Bank, National Association     | 0.75                        |
| Sunstate Bank                          | 0.49                        |
| Helm Bank Usa                          | 0.48                        |
| The First National Bank Of South Miami | 0.41                        |
| Banco Do Brasil Americas               | 0.40                        |
| Grove Bank & Trust                     | 0.38                        |
| Terrabank, National Association        | 0.37                        |
| Intercredit Bank, National Association | 0.30                        |
| Interamerican Bank, A Fsb              | 0.16                        |
| Plus International Bank                | (0.11)                      |
| Gulf Atlantic Bank                     | (1.08)                      |
| Eastern National Bank                  | (1.33)                      |

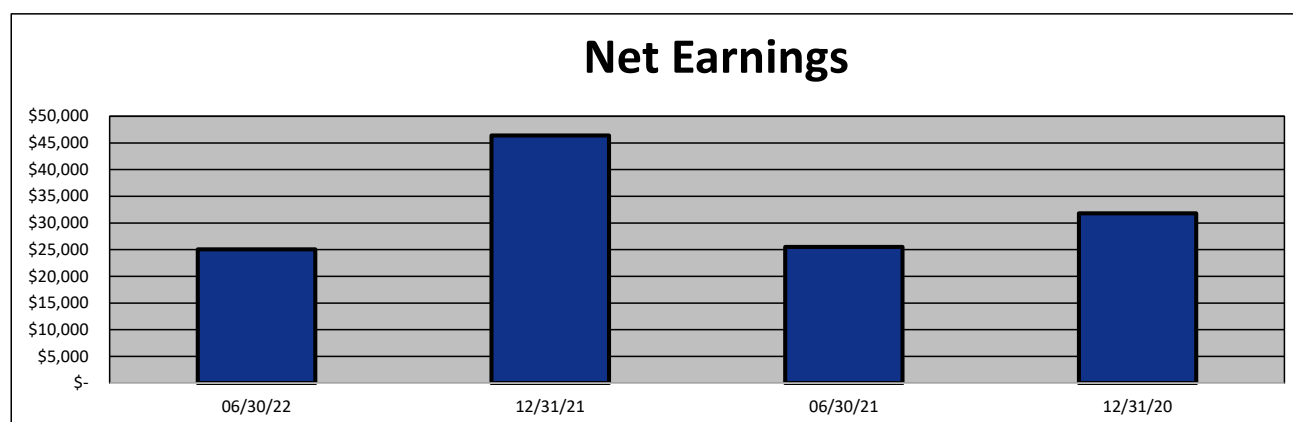
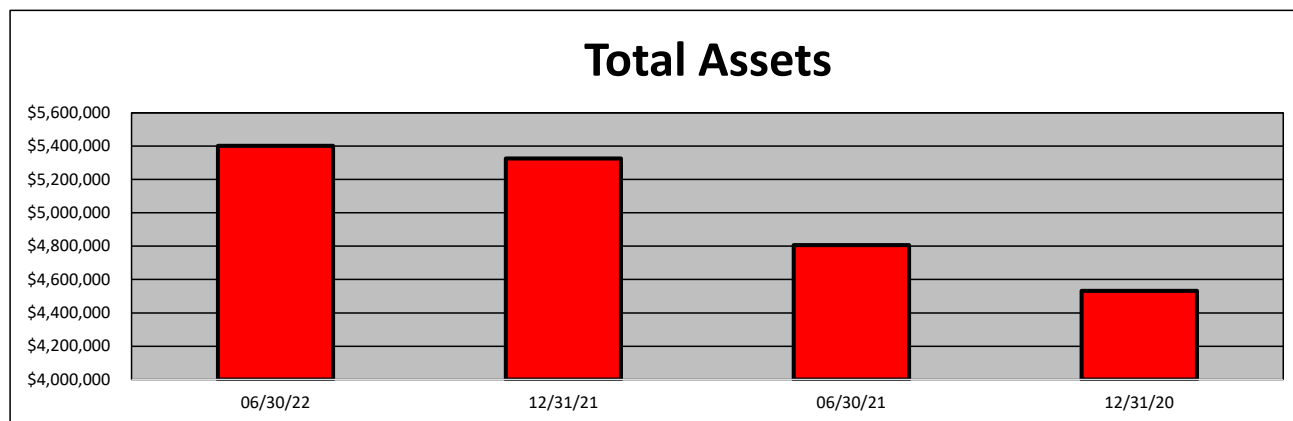
**EXECUTIVE SUMMARY - Ocean Bank**  
(Percentage)

| Period Ending                      | 06/30/22 | 12/31/21 | 06/30/21 | 12/31/20 | State Avg. | Peer Avg. |
|------------------------------------|----------|----------|----------|----------|------------|-----------|
| <b>CAPITAL RATIOS</b>              |          |          |          |          |            |           |
| Equity/Assets                      | 9.85     | 10.15    | 11.22    | 11.39    | 10.08      | 9.39      |
| Leverage Ratio                     | 10.30    | 10.51    | 11.20    | 10.89    | 10.09      | 10.02     |
| Tier 1 Cap/Risk Based Assets       | 12.33    | 12.85    | 13.48    | 13.10    | 16.44      | 15.94     |
| Risk Based Ratio                   | 13.58    | 14.10    | 14.73    | 14.35    | 17.29      | 17.04     |
| Common Equity Tier 1 Capital Ratio | 12.33    | 12.85    | 13.48    | 13.10    | 16.42      | 15.27     |
| <b>BALANCE SHEET RATIOS:</b>       |          |          |          |          |            |           |
| Loan/Deposit Ratio                 | 86.01    | 83.94    | 90.39    | 95.96    | 64.07      | 74.48     |
| Loans/Assets                       | 76.93    | 74.66    | 79.66    | 83.15    | 52.71      | 63.78     |
| Securities/Assets                  | 16.32    | 9.81     | 8.37     | 9.11     | 17.27      | 19.13     |
| <b>PROFITABILITY:</b>              |          |          |          |          |            |           |
| Return on Avg Assets               | 0.93     | 0.96     | 1.10     | 0.72     | 0.67       | 0.50      |
| Return on Avg Equity               | 9.37     | 8.69     | 9.69     | 6.44     | 9.14       | 5.80      |
| Nonint Income/Avg Assets           | 0.55     | 0.49     | 0.52     | 0.70     | 0.86       | 0.44      |
| Net Overhead Ratio                 | 1.98     | 2.15     | 2.09     | 2.00     | 1.91       | 2.08      |
| Efficiency Ratio                   | 66.85    | 68.02    | 65.52    | 67.23    | 225.75     | 78.13     |
| Assets (per million) per Employee  | 8.39     | 8.18     | 7.44     | 6.94     | 9.27       | 9.71      |
| <b>ASSET QUALITY:</b>              |          |          |          |          |            |           |
| Reserves/Loans                     | 1.60     | 1.61     | 1.68     | 1.66     | 1.36       | 1.29      |
| Nonperforming Loans/Total Loans    | 0.14     | 0.11     | 0.25     | 0.55     | 0.69       | 0.60      |
| Nonperforming Assets/Total Assets  | 0.12     | 0.09     | 0.21     | 0.54     | 0.47       | 0.40      |
| Adjusted Texas Ratio               | 1.07     | 0.82     | 1.68     | 4.23     | 3.38       | 3.09      |
| <b>YIELDS &amp; COSTS:</b>         |          |          |          |          |            |           |
| Yield on earning assets            | 3.47     | 3.66     | 3.78     | 3.85     | 3.18       | 3.28      |
| Cost of funds                      | 0.21     | 0.29     | 0.34     | 0.42     | 0.42       | 0.41      |
| Net interest margin                | 3.36     | 3.52     | 3.61     | 3.48     | 2.61       | 2.83      |
| Avg Earning Assets/Avg Assets      | 96.08    | 96.32    | 95.98    | 95.44    | 90.17      | 93.46     |

**SELECTED FINANCIAL DATA - Ocean Bank**  
(Dollars in Thousands)

| <b>As of:</b>        | <b>06/30/22</b> | <b>12/31/21</b> | <b>06/30/21</b> | <b>12/31/20</b> | <b>\$ Change<br/>12 MTHS</b> | <b>% Change<br/>12 MTHS</b> |
|----------------------|-----------------|-----------------|-----------------|-----------------|------------------------------|-----------------------------|
| Total Assets         | 5,402,416       | 5,325,419       | 4,806,671       | 4,532,395       | 595,745                      | 12.39                       |
| Cash and Equivalents | 187,093         | 661,841         | 407,406         | 149,986         | (220,313)                    | (54.08)                     |
| Securities           | 881,634         | 522,522         | 402,381         | 412,697         | 479,253                      | 119.10                      |
| Loans, net           | 4,156,027       | 3,975,735       | 3,828,773       | 3,768,582       | 327,254                      | 8.55                        |
| Deposit Accounts     | 4,832,244       | 4,736,143       | 4,235,704       | 3,927,063       | 596,540                      | 14.08                       |
| Fed Funds & Repos    | 8,049           | 749             | -               | -               | 8,049                        | NA                          |
| Total Equity         | 532,179         | 540,510         | 539,506         | 516,118         | (7,327)                      | (1.36)                      |

| <b>Period Ending</b>       | <b>06/30/22</b> | <b>12/31/21</b> | <b>06/30/21</b> | <b>12/31/20</b> | <b>\$ Change<br/>12 MTHS</b> | <b>% Change<br/>12 MTHS</b> |
|----------------------------|-----------------|-----------------|-----------------|-----------------|------------------------------|-----------------------------|
| Net Earnings               | 25,066          | 46,416          | 25,505          | 31,815          | (439)                        | (1.72)                      |
| Interest Income            | 89,425          | 169,746         | 83,990          | 163,059         | 5,435                        | 6.47                        |
| Interest Expense           | 2,702           | 6,749           | 3,869           | 15,728          | (1,167)                      | (30.16)                     |
| Net Interest Income        | 86,723          | 162,997         | 80,121          | 147,331         | 6,602                        | 8.24                        |
| Prov for Loan Loss         | 1,000           | (1,000)         | (1,000)         | 17,000          | 2,000                        | (200.00)                    |
| Noninterest income         | 14,823          | 23,816          | 12,142          | 31,244          | 2,681                        | 22.08                       |
| Gain on Sale of Securities | -               | 417             | 416             | 759             | (416)                        | (100.00)                    |
| Noninterest Expense        | 67,879          | 127,072         | 60,455          | 120,051         | 7,424                        | 12.28                       |
| Net Operating Income       | 32,667          | 60,741          | 32,808          | 41,524          | (141)                        | (0.43)                      |
| Income Taxes               | 7,473           | 14,686          | 7,695           | 10,464          | (222)                        | (2.88)                      |

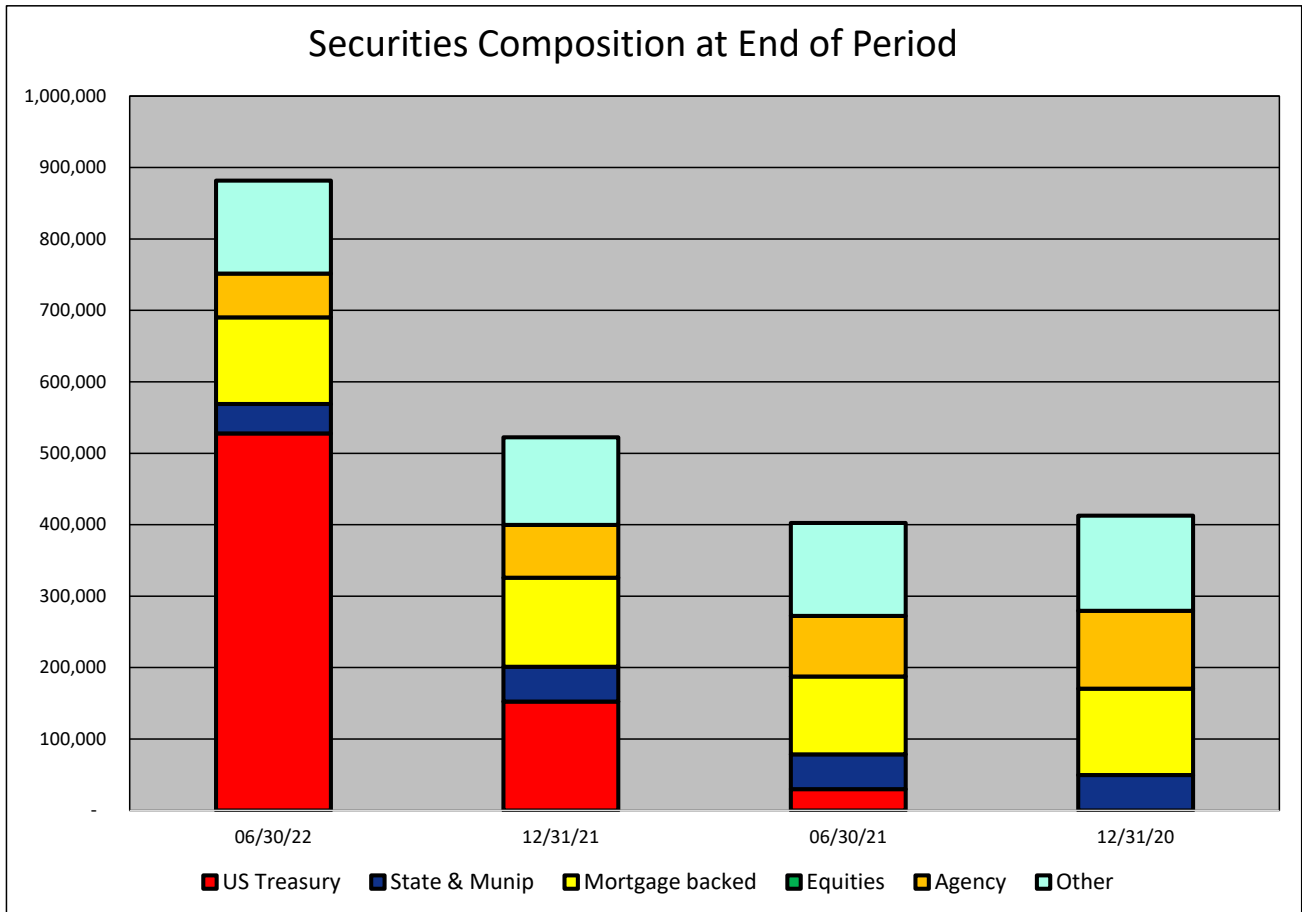


**SECURITIES COMPOSITION - Ocean Bank**  
(Dollars in Thousands)

| As of: | 06/30/22 | 12/31/21 | 06/30/21 | 12/31/20 | \$ Change<br>12 MTHS | % Change<br>12 MTHS |
|--------|----------|----------|----------|----------|----------------------|---------------------|
|--------|----------|----------|----------|----------|----------------------|---------------------|

**SECURITIES CATEGORY:**

|                         |                |                |                |                |                |               |
|-------------------------|----------------|----------------|----------------|----------------|----------------|---------------|
| US Treasury             | 527,743        | 152,385        | 29,976         | -              | 497,767        | 1,660.55      |
| State & Munip           | 41,406         | 48,781         | 48,757         | 49,737         | (7,351)        | (15.08)       |
| Mortgage backed         | 121,157        | 124,539        | 108,712        | 120,656        | 12,445         | 11.45         |
| Equities                | -              | -              | -              | -              | -              | NA            |
| Agency                  | 61,095         | 74,066         | 84,910         | 109,039        | (23,815)       | (28.05)       |
| Other                   | 130,233        | 122,751        | 130,026        | 133,265        | 207            | 0.16          |
| <b>Total Securities</b> | <b>881,634</b> | <b>522,522</b> | <b>402,381</b> | <b>412,697</b> | <b>479,253</b> | <b>119.10</b> |

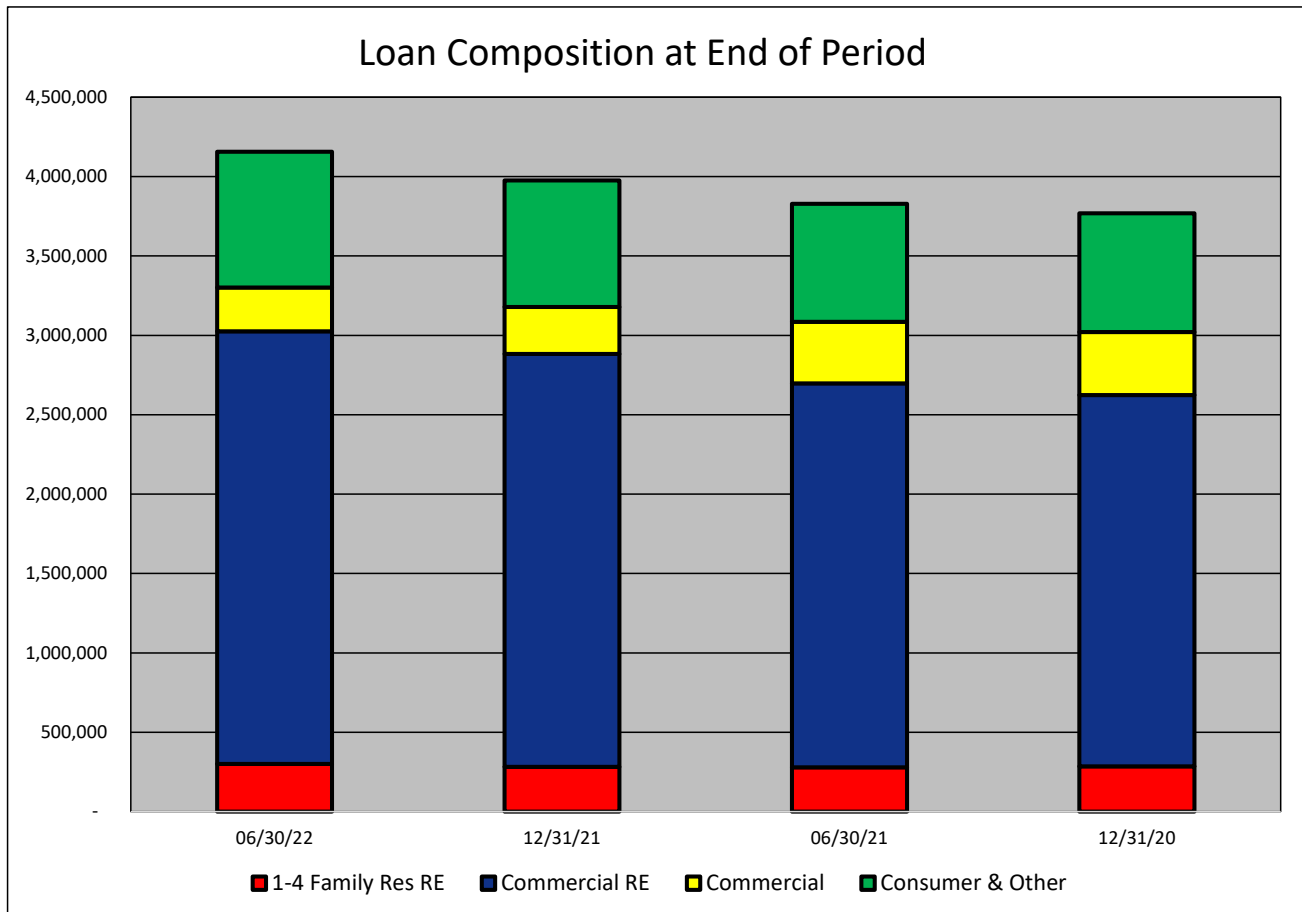


**LOAN PORTFOLIO COMPOSITION - Ocean Bank**  
(Dollars in Thousands)

| As of: | 06/30/22 | 12/31/21 | 06/30/21 | 12/31/20 | \$ Change<br>12 MTHS | % Change<br>12 MTHS |
|--------|----------|----------|----------|----------|----------------------|---------------------|
|--------|----------|----------|----------|----------|----------------------|---------------------|

**LOAN CATEGORY:**

|                   |                  |                  |                  |                  |                |             |
|-------------------|------------------|------------------|------------------|------------------|----------------|-------------|
| 1-4 Family Res RE | 299,680          | 281,963          | 279,423          | 284,485          | 20,257         | 7.25        |
| Commercial RE     | 2,725,382        | 2,601,120        | 2,418,196        | 2,338,968        | 307,186        | 12.70       |
| Commercial        | 276,641          | 296,113          | 387,338          | 396,652          | (110,697)      | (28.58)     |
| Consumer & Other  | 854,324          | 796,539          | 743,816          | 748,477          | 110,508        | 14.86       |
| <b>Loans, Net</b> | <b>4,156,027</b> | <b>3,975,735</b> | <b>3,828,773</b> | <b>3,768,582</b> | <b>327,254</b> | <b>8.55</b> |



**LOAN PORTFOLIO QUALITY - Ocean Bank**  
(Dollars in Thousands)

| As of: | 06/30/22 | 12/31/21 | 06/30/21 | 12/31/20 | \$ Change<br>12 MTHS | % Change<br>12 MTHS |
|--------|----------|----------|----------|----------|----------------------|---------------------|
|--------|----------|----------|----------|----------|----------------------|---------------------|

**LOAN LOSS RESERVE ACTIVITY:**

|                              |               |               |               |               |              |             |
|------------------------------|---------------|---------------|---------------|---------------|--------------|-------------|
| Beginning Balance            | 64,011        | 62,588        | 62,588        | 48,252        | 1,423        | 2.27        |
| Total Recoveries             | 1,759         | 5,166         | 3,027         | 2,664         | (1,268)      | (41.89)     |
| Total Charge-offs            | 373           | 2,468         | 117           | 5,328         | 256          | 218.80      |
| Provision Expense            | 1,000         | (1,000)       | (1,000)       | 17,000        | 2,000        | (200.00)    |
| Writedown Transfer Loans HFS | -             | 275           | 275           | -             | (275)        | (100.00)    |
| Adjustments                  | -             | -             | -             | -             | -            | NA          |
| Ending Balance               | <u>66,397</u> | <u>64,011</u> | <u>64,223</u> | <u>62,588</u> | <u>2,174</u> | <u>3.39</u> |

**NON-PERFORMING ASSETS:**

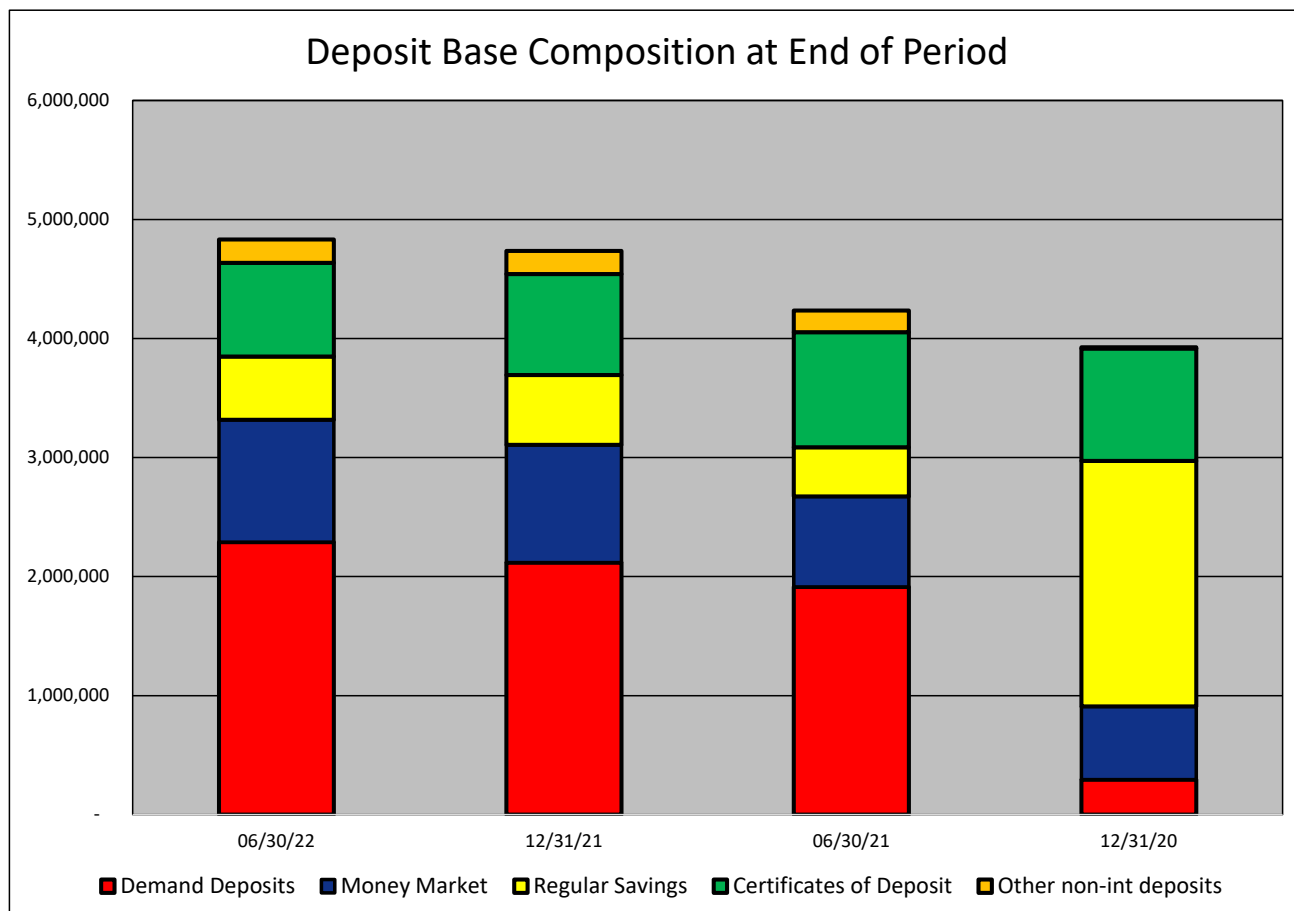
|                         |              |              |               |               |                |                |
|-------------------------|--------------|--------------|---------------|---------------|----------------|----------------|
| Total-90+ Days Past Due | 3            | 58           | 24            | 38            | (21)           | (87.50)        |
| Total-Nonaccrual        | 5,984        | 4,180        | 9,519         | 20,549        | (3,535)        | (37.14)        |
| Foreclosed Real Estate  | 382          | 701          | 567           | 3,805         | (185)          | (32.63)        |
| Total Non-perf Assets   | <u>6,369</u> | <u>4,939</u> | <u>10,110</u> | <u>24,392</u> | <u>(3,741)</u> | <u>(37.00)</u> |

**DEPOSIT BASE COMPOSITION - Ocean Bank**  
(Dollars in Thousands)

| As of: | 06/30/22 | 12/31/21 | 06/30/21 | 12/31/20 | \$ Change<br>12 MTHS | % Change<br>12 MTHS |
|--------|----------|----------|----------|----------|----------------------|---------------------|
|--------|----------|----------|----------|----------|----------------------|---------------------|

**DEPOSIT BASE CATEGORY:**

|                         |                  |                  |                  |                  |                |              |
|-------------------------|------------------|------------------|------------------|------------------|----------------|--------------|
| Demand Deposits         | 2,289,200        | 2,116,707        | 1,912,576        | 294,446          | 376,624        | 19.69        |
| Money Market            | 1,027,328        | 990,871          | 761,207          | 615,294          | 266,121        | 34.96        |
| Regular Savings         | 531,294          | 586,340          | 412,317          | 2,062,716        | 118,977        | 28.86        |
| Certificates of Deposit | 788,835          | 848,382          | 967,696          | 944,498          | (178,861)      | (18.48)      |
| Other non-int deposits  | 195,587          | 193,843          | 181,908          | 10,109           | 13,679         | 7.52         |
| <b>Total Deposits</b>   | <b>4,832,244</b> | <b>4,736,143</b> | <b>4,235,704</b> | <b>3,927,063</b> | <b>596,540</b> | <b>14.08</b> |



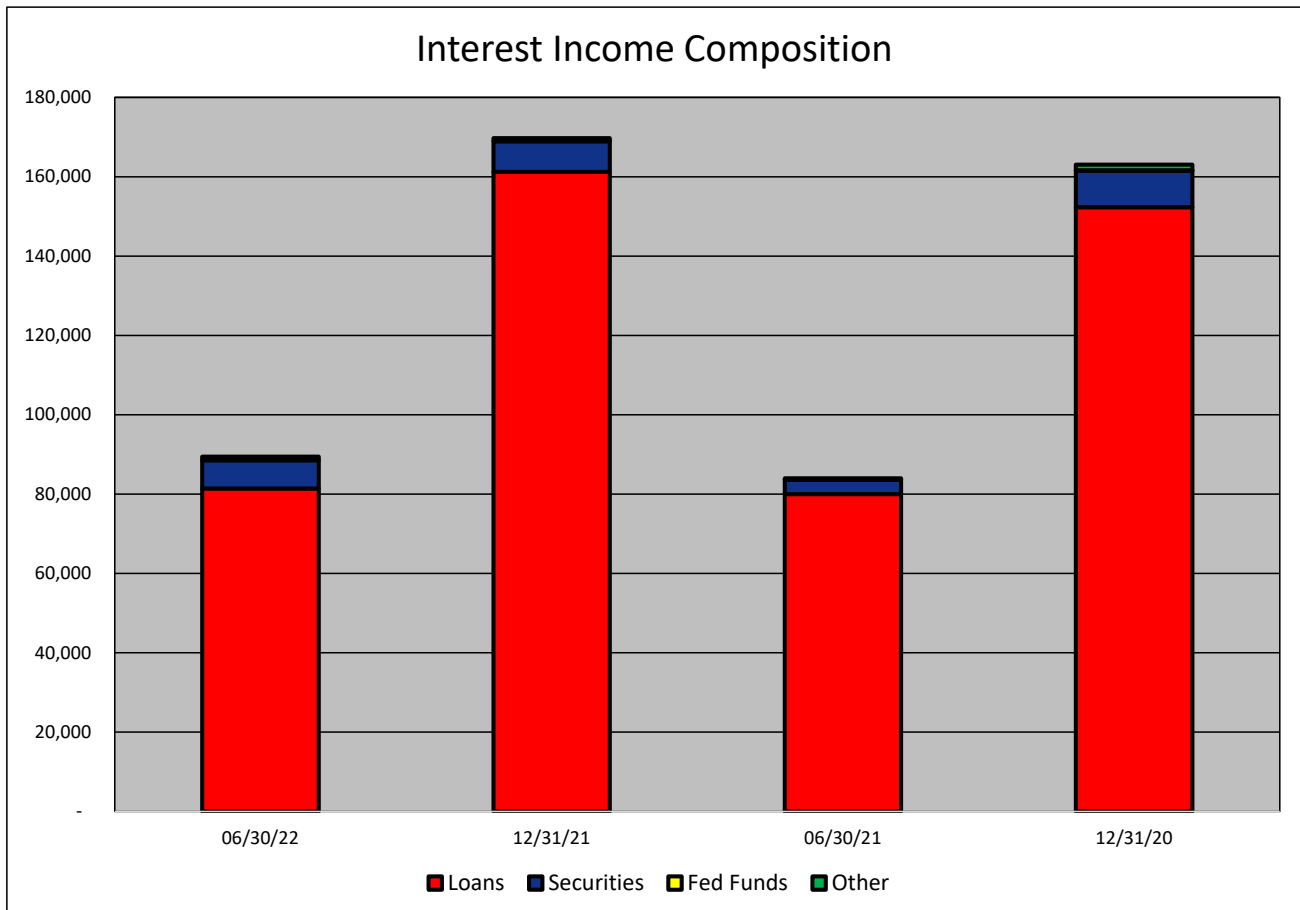


**INTEREST INCOME COMPOSITION- Ocean Bank**  
(Dollars in Thousands)

| As of: | 06/30/22 | 12/31/21 | 06/30/21 | 12/31/20 | \$ Change<br>12 MTHS | % Change<br>12 MTHS |
|--------|----------|----------|----------|----------|----------------------|---------------------|
|--------|----------|----------|----------|----------|----------------------|---------------------|

**INTEREST INCOME CATEGORY**

|                         |               |                |               |                |              |             |
|-------------------------|---------------|----------------|---------------|----------------|--------------|-------------|
| Loans                   | 81,423        | 161,225        | 80,009        | 152,296        | 1,414        | 1.77        |
| Securities              | 7,107         | 7,686          | 3,618         | 9,303          | 3,489        | 96.43       |
| Fed Funds               | -             | -              | -             | 20             | -            | NA          |
| Other                   | 895           | 835            | 363           | 1,440          | 532          | 146.56      |
| <b>Total Int Income</b> | <b>89,425</b> | <b>169,746</b> | <b>83,990</b> | <b>163,059</b> | <b>5,435</b> | <b>6.47</b> |

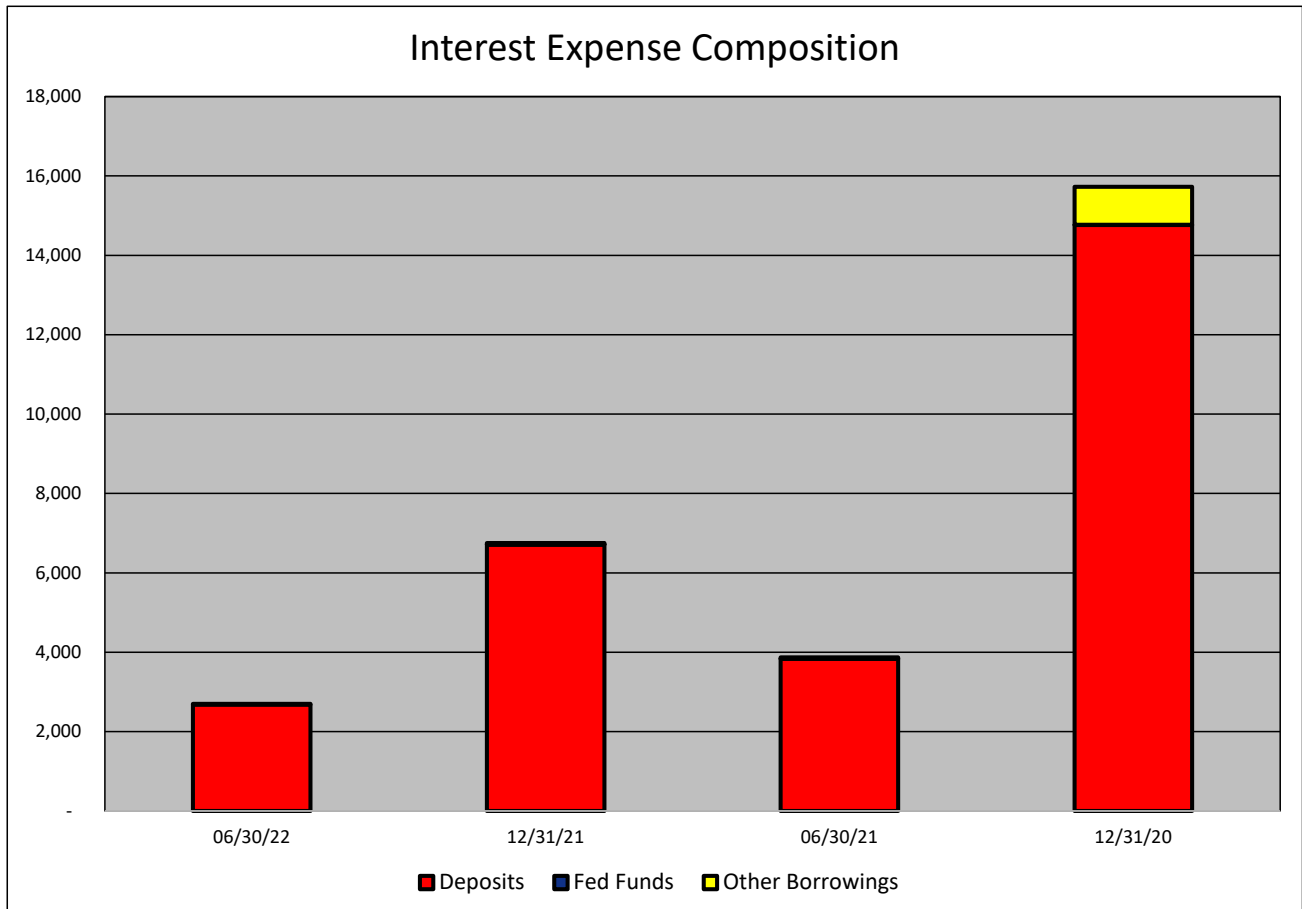


**INTEREST EXPENSE COMPOSITION- Ocean Bank**  
(Dollars in Thousands)

| As of: | 06/30/22 | 12/31/21 | 06/30/21 | 12/31/20 | \$ Change<br>12 MTHS | % Change<br>12 MTHS |
|--------|----------|----------|----------|----------|----------------------|---------------------|
|--------|----------|----------|----------|----------|----------------------|---------------------|

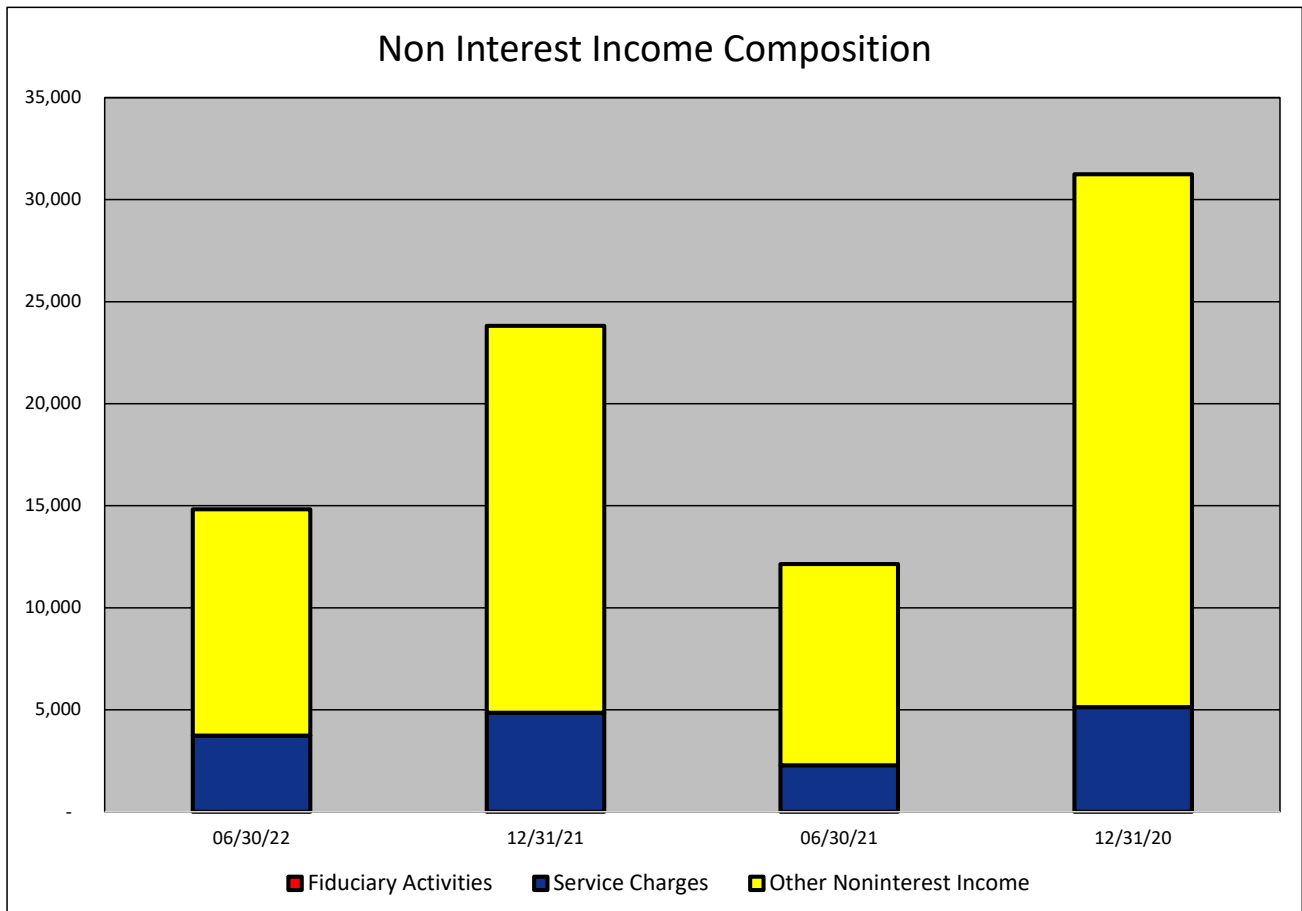
**INTEREST EXPENSE CATEGORY**

|                          |              |              |              |               |                |                |
|--------------------------|--------------|--------------|--------------|---------------|----------------|----------------|
| Deposits                 | 2,682        | 6,714        | 3,836        | 14,762        | (1,154)        | (30.08)        |
| Fed Funds                | 20           | 2            | 1            | 6             | 19             | 1,900.00       |
| Other Borrowings         | -            | 33           | 32           | 960           | (32)           | (100.00)       |
| <b>Total Int Expense</b> | <b>2,702</b> | <b>6,749</b> | <b>3,869</b> | <b>15,728</b> | <b>(1,167)</b> | <b>(30.16)</b> |



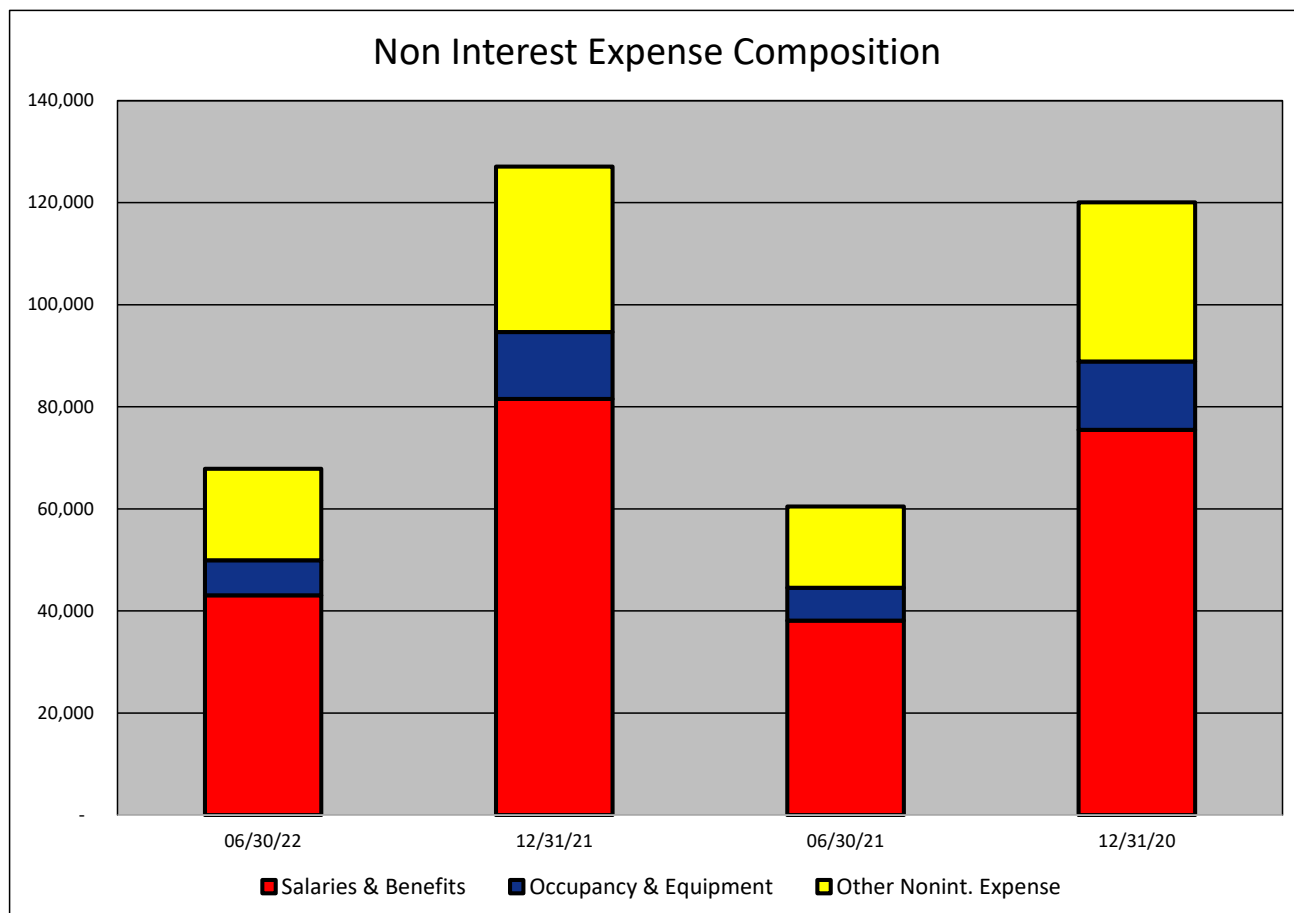
**NONINTEREST INCOME COMPOSITION- Ocean Bank**  
(Dollars in Thousands)

| As of:                             | 06/30/22      | 12/31/21      | 06/30/21      | 12/31/20      | \$ Change<br>12 MTHS | % Change<br>12 MTHS |
|------------------------------------|---------------|---------------|---------------|---------------|----------------------|---------------------|
| <b>NONINTEREST INCOME CATEGORY</b> |               |               |               |               |                      |                     |
| Fiduciary Activities               | -             | -             | -             | -             | -                    | NA                  |
| Service Charges                    | 3,731         | 4,859         | 2,275         | 5,124         | 1,456                | 64.00               |
| Other Noninterest Income           | 11,092        | 18,957        | 9,867         | 26,120        | 1,225                | 12.42               |
| <b>Total Nonint. Income</b>        | <b>14,823</b> | <b>23,816</b> | <b>12,142</b> | <b>31,244</b> | <b>2,681</b>         | <b>22.08</b>        |



**NONINTEREST EXPENSE COMPOSITION- Ocean Bank**  
(Dollars in Thousands)

| As of:                              | 06/30/22      | 12/31/21       | 06/30/21      | 12/31/20       | \$ Change<br>12 MTHS | % Change<br>12 MTHS |
|-------------------------------------|---------------|----------------|---------------|----------------|----------------------|---------------------|
| <b>NONINTEREST EXPENSE CATEGORY</b> |               |                |               |                |                      |                     |
| Salaries & Benefits                 | 43,041        | 81,563         | 38,120        | 75,499         | 4921                 | 12.91               |
| Occupancy & Equipment               | 6,867         | 13,071         | 6,422         | 13,401         | 445                  | 6.93                |
| Other Nonint. Expense               | 17,971        | 32,438         | 15,913        | 31,151         | 2058                 | 12.93               |
| <b>Total Nonint. Expense</b>        | <b>67,879</b> | <b>127,072</b> | <b>60,455</b> | <b>120,051</b> | <b>7424</b>          | <b>12.28</b>        |



**PEER GROUP COMPARISONS REPORT**  
**South Florida Group**

BALANCE SHEET

| Institution name                       | Total Assets \$'000 |                  | % Change in Assets |
|--|---------------------|------------------|--------------------|
|  | This Year           | Last Year        |                    |
| Gulf Atlantic Bank                     | 103,828             | 56,977           | <b>82.23</b>       |
| Banco Do Brasil Americas               | 1,092,652           | 812,282          | <b>34.52</b>       |
| Bradesco Bac Florida Bank              | 2,952,433           | 2,212,185        | <b>33.46</b>       |
| Pacific National Bank                  | 1,108,611           | 844,558          | <b>31.27</b>       |
| Banesco Usa                            | 2,593,150           | 2,054,892        | <b>26.19</b>       |
| U. S. Century Bank                     | 2,016,086           | 1,667,005        | <b>20.94</b>       |
| Grove Bank & Trust                     | 1,204,210           | 1,002,753        | <b>20.09</b>       |
| Helm Bank Usa                          | 1,178,553           | 1,023,040        | <b>15.20</b>       |
| City National Bank Of Florida          | 23,177,678          | 20,235,407       | <b>14.54</b>       |
| Intercredit Bank, National Association | 480,292             | 421,377          | <b>13.98</b>       |
| <b>Ocean Bank</b>                      | <b>5,402,416</b>    | <b>4,806,671</b> | <b>12.39</b>       |
| Apollo Bank                            | 1,061,855           | 946,194          | <b>12.22</b>       |
| Terrabank, National Association        | 664,648             | 602,329          | <b>10.35</b>       |
| The First National Bank Of South Miami | 1,035,705           | 958,402          | <b>8.07</b>        |
| Amerant Bank, National Association     | 8,127,227           | 7,521,128        | <b>8.06</b>        |
| Interamerican Bank, A Fsb              | 277,095             | 259,805          | <b>6.65</b>        |
| Professional Bank                      | 2,657,026           | 2,560,509        | <b>3.77</b>        |
| International Finance Bank             | 960,942             | 926,899          | <b>3.67</b>        |
| First State Bank Of The Florida Keys   | 1,300,709           | 1,268,315        | <b>2.55</b>        |
| Bankunited, National Association       | 36,428,574          | 35,583,698       | <b>2.37</b>        |
| Sunstate Bank                          | 474,747             | 524,440          | <b>(9.48)</b>      |
| Eastern National Bank                  | 251,494             | 320,079          | <b>(21.43)</b>     |
| Plus International Bank                | 61,613              | 80,442           | <b>(23.41)</b>     |

|                            |                  |                  |              |
|----------------------------|------------------|------------------|--------------|
| <b>Select Peer Average</b> | <b>4,113,545</b> | <b>3,769,104</b> | <b>13.40</b> |
|----------------------------|------------------|------------------|--------------|

**PEER GROUP COMPARISONS REPORT**  
**South Florida Group**

BALANCE SHEET

| Institution name                       | Total Loans \$000 |                  | % Change in Loans |
|--|-------------------|------------------|-------------------|
|  | This Year         | Last Year        |                   |
| Gulf Atlantic Bank                     | 64,763            | 24,259           | <b>166.96</b>     |
| Pacific National Bank                  | 714,711           | 489,444          | <b>46.03</b>      |
| Banco Do Brasil Americas               | 649,087           | 466,439          | <b>39.16</b>      |
| Apollo Bank                            | 736,045           | 542,621          | <b>35.65</b>      |
| Bradesco Bac Florida Bank              | 2,186,559         | 1,677,648        | <b>30.33</b>      |
| Banesco Usa                            | 1,921,142         | 1,550,224        | <b>23.93</b>      |
| Terrabank, National Association        | 358,945           | 294,557          | <b>21.86</b>      |
| U. S. Century Bank                     | 1,372,733         | 1,145,095        | <b>19.88</b>      |
| City National Bank Of Florida          | 14,931,044        | 12,469,359       | <b>19.74</b>      |
| Professional Bank                      | 1,987,233         | 1,692,624        | <b>17.41</b>      |
| International Finance Bank             | 820,648           | 713,745          | <b>14.98</b>      |
| Intercredit Bank, National Association | 365,322           | 334,510          | <b>9.21</b>       |
| First State Bank Of The Florida Keys   | 779,304           | 716,359          | <b>8.79</b>       |
| <b>Ocean Bank</b>                      | <b>4,156,027</b>  | <b>3,828,773</b> | <b>8.55</b>       |
| Bankunited, National Association       | 24,106,010        | 22,885,074       | <b>5.34</b>       |
| Grove Bank & Trust                     | 423,902           | 405,135          | <b>4.63</b>       |
| Amerant Bank, National Association     | 5,847,384         | 5,608,548        | <b>4.26</b>       |
| Interamerican Bank, A Fsb              | 169,087           | 164,286          | <b>2.92</b>       |
| Helm Bank Usa                          | 449,343           | 471,293          | <b>(4.66)</b>     |
| The First National Bank Of South Miami | 538,238           | 587,744          | <b>(8.42)</b>     |
| Sunstate Bank                          | 206,751           | 230,757          | <b>(10.40)</b>    |
| Plus International Bank                | 46,363            | 52,016           | <b>(10.87)</b>    |
| Eastern National Bank                  | 151,634           | 210,977          | <b>(28.13)</b>    |

|                            |                  |                  |              |
|----------------------------|------------------|------------------|--------------|
| <b>Select Peer Average</b> | <b>2,738,360</b> | <b>2,459,195</b> | <b>18.14</b> |
|----------------------------|------------------|------------------|--------------|

**PEER GROUP COMPARISONS REPORT**  
*South Florida Group*

**CAPITAL RATIOS**  
**For the six months June 30, 2022**

| Institution name                       | Equity/<br>Assets | Leverage<br>Ratio | Tier 1 Risk-<br>based Ratio | Risk based<br>Capital Ratio | Common<br>Equity Tier 1<br>Capital Ratio |
|--|-------------------|-------------------|-----------------------------|-----------------------------|--|
| Plus International Bank                | 21.46             | <b>18.07</b>      | 31.72                       | 32.97                       | 31.72                                    |
| Banesco Usa                            | 15.49             | <b>17.77</b>      | 22.05                       | 23.96                       | 9.71                                     |
| Interamerican Bank, A Fsb              | 10.78             | <b>10.90</b>      | 19.71                       | 20.98                       | 19.71                                    |
| Gulf Atlantic Bank                     | 8.65              | <b>10.66</b>      | 12.99                       | 13.86                       | 12.99                                    |
| Grove Bank & Trust                     | 10.08             | <b>10.36</b>      | 22.20                       | 23.46                       | 22.20                                    |
| <b>Ocean Bank</b>                      | <b>9.85</b>       | <b>10.30</b>      | <b>12.33</b>                | <b>13.58</b>                | <b>12.33</b>                             |
| Sunstate Bank                          | 11.99             | <b>10.27</b>      | 13.28                       | 13.94                       | 13.28                                    |
| Amerant Bank, National Association     | 9.44              | <b>10.23</b>      | 11.93                       | 12.73                       | 11.93                                    |
| City National Bank Of Florida          | 8.75              | <b>9.75</b>       | 13.35                       | 14.22                       | 13.35                                    |
| Apollo Bank                            | 8.17              | <b>9.61</b>       | 12.19                       | 13.10                       | 12.19                                    |
| Pacific National Bank                  | 8.91              | <b>9.61</b>       | 14.74                       | 15.66                       | 14.74                                    |
| U. S. Century Bank                     | 8.88              | <b>9.38</b>       | 12.58                       | 13.67                       | 12.58                                    |
| Intercredit Bank, National Association | 7.63              | <b>9.34</b>       | 12.39                       | 13.65                       | 12.39                                    |
| Bradesco Bac Florida Bank              | 8.94              | <b>9.30</b>       | 14.11                       | 15.05                       | 14.11                                    |
| First State Bank Of The Florida Keys   | 7.23              | <b>9.15</b>       | 16.31                       | 17.56                       | 16.31                                    |
| Bankunited, National Association       | 8.18              | <b>8.83</b>       | 13.33                       | 13.79                       | 13.33                                    |
| Helm Bank Usa                          | 6.30              | <b>8.66</b>       | 31.23                       | 32.50                       | 31.23                                    |
| Professional Bank                      | 9.16              | <b>8.46</b>       | 11.32                       | 12.12                       | 11.32                                    |
| International Finance Bank             | 7.94              | <b>8.28</b>       | 10.16                       | 11.36                       | 10.16                                    |
| Terrabank, National Association        | 5.66              | <b>8.24</b>       | 15.47                       | 16.67                       | 12.46                                    |
| The First National Bank Of South Miami | 7.42              | <b>8.21</b>       | 15.46                       | 16.71                       | 15.46                                    |
| Eastern National Bank                  | 8.26              | <b>8.20</b>       | 12.83                       | 14.09                       | 12.83                                    |
| Banco Do Brasil Americas               | 6.82              | <b>6.93</b>       | 14.99                       | 16.25                       | 14.99                                    |

|                            |      |       |       |       |       |
|----------------------------|------|-------|-------|-------|-------|
| <b>Select Peer Average</b> | 9.39 | 10.02 | 15.94 | 17.04 | 15.27 |
|----------------------------|------|-------|-------|-------|-------|

**PEER GROUP COMPARISONS REPORT**  
*South Florida Group*

**BALANCE SHEET RATIOS**  
For the six months June 30, 2022

| Institution name                       | Loans/<br>Deposits | Gross Loans/<br>Assets | Securities/<br>Assets |
|--|--------------------|------------------------|-----------------------|
| Banesto Usa                            | <b>100.78</b>      | 74.09                  | 18.04                 |
| Plus International Bank                | <b>96.82</b>       | 75.25                  | 1.05                  |
| Amerant Bank, National Association     | <b>93.11</b>       | 71.95                  | 16.76                 |
| International Finance Bank             | <b>92.97</b>       | 85.40                  | 8.71                  |
| Intercredit Bank, National Association | <b>89.19</b>       | 76.06                  | 22.19                 |
| <b>Ocean Bank</b>                      | <b>86.01</b>       | <b>76.93</b>           | <b>16.32</b>          |
| Bradesco Bac Florida Bank              | <b>84.84</b>       | 74.06                  | 12.02                 |
| Bankunited, National Association       | <b>84.17</b>       | 66.17                  | 27.49                 |
| Professional Bank                      | <b>82.87</b>       | 74.79                  | 7.43                  |
| Apollo Bank                            | <b>79.10</b>       | 69.32                  | 20.68                 |
| U. S. Century Bank                     | <b>78.44</b>       | 68.09                  | 22.62                 |
| Pacific National Bank                  | <b>78.30</b>       | 64.47                  | 22.75                 |
| City National Bank Of Florida          | <b>77.72</b>       | 64.42                  | 27.27                 |
| Gulf Atlantic Bank                     | <b>71.29</b>       | 62.38                  | 16.43                 |
| Interamerican Bank, A Fsb              | <b>69.16</b>       | 61.02                  | 0.00                  |
| Eastern National Bank                  | <b>67.32</b>       | 60.29                  | 0.75                  |
| First State Bank Of The Florida Keys   | <b>66.72</b>       | 59.91                  | 34.70                 |
| Banco Do Brasil Americas               | <b>64.13</b>       | 59.40                  | 19.25                 |
| The First National Bank Of South Miami | <b>59.55</b>       | 51.97                  | 21.58                 |
| Terrabank, National Association        | <b>57.87</b>       | 54.01                  | 36.36                 |
| Sunstate Bank                          | <b>51.99</b>       | 43.55                  | 24.74                 |
| Helm Bank Usa                          | <b>40.87</b>       | 38.13                  | 26.69                 |
| Grove Bank & Trust                     | <b>39.75</b>       | 35.20                  | 36.23                 |

|                            |              |              |              |
|----------------------------|--------------|--------------|--------------|
| <b>Select Peer Average</b> | <b>74.48</b> | <b>63.78</b> | <b>19.13</b> |
|----------------------------|--------------|--------------|--------------|



**PEER GROUP COMPARISONS REPORT**  
*South Florida Group*

**PROFITABILITY RATIOS**  
**For the six months June 30, 2022**

| Institution name                       | Avg Total Assets (\$000) | Return on Avg Assets | Return on Avg Equity |
|--|--------------------------|----------------------|----------------------|
| First State Bank Of The Florida Keys   | 1,305,376                | <b>1.24</b>          | 17.01                |
| City National Bank Of Florida          | 22,561,480               | <b>1.22</b>          | 13.11                |
| U. S. Century Bank                     | 1,965,410                | <b>1.03</b>          | 10.61                |
| Apollo Bank                            | 1,065,055                | <b>1.02</b>          | 11.79                |
| Bankunited, National Association       | 36,142,792               | <b>0.93</b>          | 10.38                |
| <b>Ocean Bank</b>                      | <b>5,370,450</b>         | <b>0.93</b>          | <b>9.37</b>          |
| Banesco Usa                            | 2,394,587                | <b>0.89</b>          | 8.54                 |
| International Finance Bank             | 955,660                  | <b>0.84</b>          | 10.63                |
| Bradesco Bac Florida Bank              | 2,915,184                | <b>0.77</b>          | 8.52                 |
| Pacific National Bank                  | 1,053,124                | <b>0.76</b>          | 8.53                 |
| Professional Bank                      | 2,737,923                | <b>0.76</b>          | 8.71                 |
| Amerant Bank, National Association     | 7,768,150                | <b>0.75</b>          | 6.99                 |
| Sunstate Bank                          | 503,010                  | <b>0.49</b>          | 4.32                 |
| Helm Bank Usa                          | 1,131,560                | <b>0.48</b>          | 6.28                 |
| The First National Bank Of South Miami | 1,064,466                | <b>0.41</b>          | 5.42                 |
| Banco Do Brasil Americas               | 997,062                  | <b>0.40</b>          | 5.11                 |
| Grove Bank & Trust                     | 1,197,492                | <b>0.38</b>          | 3.77                 |
| Terrabank, National Association        | 662,412                  | <b>0.37</b>          | 6.55                 |
| Intercredit Bank, National Association | 469,580                  | <b>0.30</b>          | 3.48                 |
| Interamerican Bank, A Fsb              | 272,736                  | <b>0.16</b>          | 1.45                 |
| Plus International Bank                | 75,870                   | <b>(0.11)</b>        | (0.63)               |
| Gulf Atlantic Bank                     | 86,832                   | <b>(1.08)</b>        | (10.63)              |
| Eastern National Bank                  | 258,657                  | <b>(1.33)</b>        | (15.83)              |

|                            |           |      |      |
|----------------------------|-----------|------|------|
| <b>Select Peer Average</b> | 4,041,516 | 0.50 | 5.80 |
|----------------------------|-----------|------|------|

**PEER GROUP COMPARISONS REPORT**  
*South Florida Group*

**PROFITABILITY RATIOS**  
**For the six months June 30, 2022**

| Institution name                       | Noninterest<br>Income/AA | Net<br>Overhead<br>Ratio | Efficiency<br>Ratio | Assets (per<br>million) per<br>Employee |
|--|--------------------------|--------------------------|---------------------|---|
| City National Bank Of Florida          | 0.45                     | 1.02                     | <b>46.76</b>        | 22.79                                   |
| Bankunited, National Association       | 0.24                     | 1.11                     | <b>48.55</b>        | 23.64                                   |
| U. S. Century Bank                     | 0.36                     | 1.59                     | <b>57.09</b>        | 10.50                                   |
| Pacific National Bank                  | 0.22                     | 1.44                     | <b>57.54</b>        | 11.55                                   |
| Apollo Bank                            | 0.32                     | 1.78                     | <b>60.65</b>        | 10.02                                   |
| First State Bank Of The Florida Keys   | 0.28                     | 1.68                     | <b>61.80</b>        | 8.45                                    |
| Professional Bank                      | 0.24                     | 1.82                     | <b>62.85</b>        | 12.47                                   |
| International Finance Bank             | 0.41                     | 1.92                     | <b>63.38</b>        | 8.43                                    |
| Bradesco Bac Florida Bank              | 0.62                     | 1.46                     | <b>65.00</b>        | 12.73                                   |
| Banesco Usa                            | 0.59                     | 2.00                     | <b>66.31</b>        | 8.62                                    |
| <b>Ocean Bank</b>                      | <b>0.55</b>              | <b>1.98</b>              | <b>66.85</b>        | <b>8.39</b>                             |
| Banco Do Brasil Americas               | 0.69                     | 2.01                     | <b>77.63</b>        | 6.14                                    |
| Sunstate Bank                          | 0.54                     | 1.78                     | <b>78.07</b>        | 8.19                                    |
| Helm Bank Usa                          | 0.60                     | 1.71                     | <b>78.56</b>        | 9.74                                    |
| The First National Bank Of South Miami | 0.38                     | 1.74                     | <b>79.67</b>        | 8.22                                    |
| Terrabank, National Association        | 0.61                     | 1.88                     | <b>80.21</b>        | 6.10                                    |
| Grove Bank & Trust                     | 0.88                     | 1.33                     | <b>81.19</b>        | 11.05                                   |
| Amerant Bank, National Association     | 0.69                     | 2.35                     | <b>81.52</b>        | 11.95                                   |
| Intercredit Bank, National Association | 0.22                     | 2.80                     | <b>88.39</b>        | 6.24                                    |
| Interamerican Bank, A Fsb              | 0.20                     | 2.74                     | <b>102.35</b>       | 3.85                                    |
| Gulf Atlantic Bank                     | 0.29                     | 3.57                     | <b>117.27</b>       | 5.46                                    |
| Plus International Bank                | 0.28                     | 4.04                     | <b>121.69</b>       | 4.74                                    |
| Eastern National Bank                  | 0.41                     | 4.09                     | <b>153.65</b>       | 4.19                                    |

|                            |      |      |       |      |
|----------------------------|------|------|-------|------|
| <b>Select Peer Average</b> | 0.44 | 2.08 | 78.13 | 9.71 |
|----------------------------|------|------|-------|------|

**PEER GROUP COMPARISONS REPORT**  
*South Florida Group*

**ASSET QUALITY RATIOS**  
For the six months June 30, 2022

| Institution name                       | Reserves/<br>Loans | Nonperf<br>Loans/<br>Total Loans | Nonperf<br>Assets/<br>Total Assets | Adjusted<br>Texas Ratio |
|--|--------------------|----------------------------------|------------------------------------|-------------------------|
| Grove Bank & Trust                     | 2.06               | 0.00                             | <b>0.00</b>                        | 0.00                    |
| Gulf Atlantic Bank                     | 1.04               | 0.00                             | <b>0.00</b>                        | 0.00                    |
| Pacific National Bank                  | 0.87               | 0.00                             | <b>0.00</b>                        | 0.00                    |
| U. S. Century Bank                     | 1.15               | 0.00                             | <b>0.00</b>                        | 0.00                    |
| Bradesco Bac Florida Bank              | 0.84               | 0.07                             | <b>0.05</b>                        | 0.52                    |
| Professional Bank                      | 0.76               | 0.07                             | <b>0.06</b>                        | 0.63                    |
| Terrabank, National Association        | 1.17               | 0.12                             | <b>0.07</b>                        | 1.04                    |
| Sunstate Bank                          | 1.20               | 0.22                             | <b>0.10</b>                        | 0.89                    |
| Banco Do Brasil Americas               | 1.17               | 0.21                             | <b>0.12</b>                        | 1.88                    |
| <b>Ocean Bank</b>                      | <b>1.60</b>        | <b>0.14</b>                      | <b>0.12</b>                        | <b>1.07</b>             |
| City National Bank Of Florida          | 0.96               | 0.19                             | <b>0.13</b>                        | 1.45                    |
| Apollo Bank                            | 1.03               | 0.20                             | <b>0.14</b>                        | 1.60                    |
| First State Bank Of The Florida Keys   | 1.19               | 0.26                             | <b>0.16</b>                        | 1.07                    |
| Banesco Usa                            | 1.14               | 0.43                             | <b>0.32</b>                        | 1.97                    |
| The First National Bank Of South Miami | 1.47               | 0.61                             | <b>0.32</b>                        | 3.89                    |
| Amerant Bank, National Association     | 0.89               | 0.43                             | <b>0.39</b>                        | 3.96                    |
| Helm Bank Usa                          | 1.83               | 1.19                             | <b>0.45</b>                        | 6.49                    |
| International Finance Bank             | 1.12               | 0.53                             | <b>0.45</b>                        | 5.13                    |
| Eastern National Bank                  | 1.91               | 0.81                             | <b>0.49</b>                        | 5.21                    |
| Interamerican Bank, A Fsb              | 2.73               | 1.45                             | <b>0.89</b>                        | 7.12                    |
| Intercredit Bank, National Association | 1.74               | 1.13                             | <b>0.89</b>                        | 9.89                    |
| Plus International Bank                | 1.17               | 2.54                             | <b>1.91</b>                        | 8.54                    |
| Bankunited, National Association       | 0.54               | 3.14                             | <b>2.08</b>                        | 8.73                    |

|                            |      |      |      |      |
|----------------------------|------|------|------|------|
| <b>Select Peer Average</b> | 1.29 | 0.60 | 0.40 | 3.09 |
|----------------------------|------|------|------|------|

**PEER GROUP COMPARISONS REPORT**  
*South Florida Group*

**STATEMENT OF CONDITION (% OF ASSETS)**  
**For the six months June 30, 2022**

| Institution name                       | Cash &<br>Nointerest<br>bearing Deps | Interest-<br>bearing Bal | Fed Funds Sold<br>& Repos | Held to<br>Maturity Secs | Available for<br>Sale Secs |
|--|--------------------------------------|--------------------------|---------------------------|--------------------------|----------------------------|
| Eastern National Bank                  | <b>26.23</b>                         | 8.84                     | 0.00                      | 0.00                     | 0.75                       |
| Plus International Bank                | <b>19.25</b>                         | 4.57                     | 0.00                      | 1.05                     | 0.00                       |
| Helm Bank Usa                          | <b>6.68</b>                          | 27.84                    | 0.00                      | 0.00                     | 26.61                      |
| Bradesco Bac Florida Bank              | <b>3.44</b>                          | 8.53                     | 0.00                      | 1.30                     | 10.60                      |
| Terrabank, National Association        | <b>2.98</b>                          | 3.01                     | 0.00                      | 0.00                     | 36.29                      |
| Apollo Bank                            | <b>1.57</b>                          | 3.45                     | 0.00                      | 0.00                     | 20.68                      |
| Professional Bank                      | <b>1.55</b>                          | 11.28                    | 1.02                      | 0.01                     | 7.22                       |
| Pacific National Bank                  | <b>1.24</b>                          | 7.96                     | 0.00                      | 0.00                     | 22.75                      |
| Sunstate Bank                          | <b>1.18</b>                          | 10.00                    | 16.19                     | 0.00                     | 24.74                      |
| Grove Bank & Trust                     | <b>0.90</b>                          | 24.00                    | 0.00                      | 25.68                    | 10.23                      |
| City National Bank Of Florida          | <b>0.80</b>                          | 2.31                     | 0.00                      | 10.10                    | 17.01                      |
| First State Bank Of The Florida Keys   | <b>0.78</b>                          | 3.69                     | 0.00                      | 1.69                     | 33.01                      |
| <b>Ocean Bank</b>                      | <b>0.72</b>                          | <b>2.74</b>              | <b>0.00</b>               | <b>0.00</b>              | <b>16.29</b>               |
| Amerant Bank, National Association     | <b>0.63</b>                          | 3.73                     | 0.00                      | 2.94                     | 13.83                      |
| Gulf Atlantic Bank                     | <b>0.59</b>                          | 13.26                    | 0.00                      | 2.74                     | 13.69                      |
| Banco Do Brasil Americas               | <b>0.49</b>                          | 18.37                    | 0.28                      | 0.00                     | 19.25                      |
| The First National Bank Of South Miami | <b>0.44</b>                          | 24.97                    | 0.00                      | 1.77                     | 19.82                      |
| Interamerican Bank, A Fsb              | <b>0.40</b>                          | 38.26                    | 0.00                      | 0.00                     | 0.00                       |
| U. S. Century Bank                     | <b>0.37</b>                          | 3.76                     | 0.00                      | 5.79                     | 16.84                      |
| Intercredit Bank, National Association | <b>0.30</b>                          | 0.82                     | 0.00                      | 0.00                     | 22.19                      |
| Banesco Usa                            | <b>0.22</b>                          | 3.85                     | 0.00                      | 1.59                     | 16.38                      |
| International Finance Bank             | <b>0.13</b>                          | 3.65                     | 2.08                      | 1.68                     | 6.79                       |
| Bankunited, National Association       | <b>0.05</b>                          | 1.36                     | 0.00                      | 0.03                     | 27.46                      |

|                            |             |              |             |             |              |
|----------------------------|-------------|--------------|-------------|-------------|--------------|
| <b>Select Peer Average</b> | <b>3.08</b> | <b>10.01</b> | <b>0.85</b> | <b>2.45</b> | <b>16.63</b> |
|----------------------------|-------------|--------------|-------------|-------------|--------------|

**PEER GROUP COMPARISONS REPORT**  
*South Florida Group*

**STATEMENT OF CONDITION (% OF ASSETS)**  
**For the six months June 30, 2022**

| Institution name                       | Net Loans &<br>Leases | Premises &<br>Fixed Assets | Total Real<br>Estate Owned | Intangible<br>Assets |
|--|-----------------------|----------------------------|----------------------------|----------------------|
| International Finance Bank             | <b>84.45</b>          | 0.11                       | 0.00                       | 0.10                 |
| Ocean Bank                             | <b>75.70</b>          | <b>1.32</b>                | <b>0.01</b>                | <b>0.02</b>          |
| Intercredit Bank, National Association | <b>74.74</b>          | 0.22                       | 0.02                       | 0.00                 |
| Plus International Bank                | <b>74.37</b>          | 0.22                       | 0.00                       | 0.00                 |
| Professional Bank                      | <b>74.22</b>          | 0.30                       | 0.00                       | 0.96                 |
| Bradesco Bac Florida Bank              | <b>73.44</b>          | 0.08                       | 0.00                       | 0.04                 |
| Banesco Usa                            | <b>73.24</b>          | 0.88                       | 0.00                       | 0.00                 |
| Amerant Bank, National Association     | <b>69.82</b>          | 2.20                       | 0.08                       | 0.27                 |
| Apollo Bank                            | <b>68.61</b>          | 1.65                       | 0.00                       | 0.05                 |
| U. S. Century Bank                     | <b>67.31</b>          | 0.92                       | 0.00                       | 0.00                 |
| Bankunited, National Association       | <b>65.80</b>          | 0.37                       | 0.00                       | 0.23                 |
| Pacific National Bank                  | <b>63.91</b>          | 2.62                       | 0.00                       | 0.04                 |
| City National Bank Of Florida          | <b>63.57</b>          | 0.33                       | 0.00                       | 0.67                 |
| Gulf Atlantic Bank                     | <b>61.73</b>          | 4.77                       | 0.00                       | 0.00                 |
| Interamerican Bank, A Fsb              | <b>59.36</b>          | 1.39                       | 0.00                       | 0.00                 |
| First State Bank Of The Florida Keys   | <b>59.20</b>          | 0.84                       | 0.00                       | 0.00                 |
| Eastern National Bank                  | <b>59.14</b>          | 2.29                       | 0.00                       | 0.00                 |
| Banco Do Brasil Americas               | <b>58.71</b>          | 0.04                       | 0.00                       | 0.96                 |
| Terrabank, National Association        | <b>53.37</b>          | 0.97                       | 0.00                       | 0.00                 |
| The First National Bank Of South Miami | <b>51.21</b>          | 0.59                       | 0.00                       | 0.00                 |
| Sunstate Bank                          | <b>43.03</b>          | 1.30                       | 0.00                       | 1.76                 |
| Helm Bank Usa                          | <b>37.43</b>          | 0.04                       | 0.00                       | 0.00                 |
| Grove Bank & Trust                     | <b>34.48</b>          | 1.31                       | 0.00                       | 0.00                 |

|                            |       |      |      |      |
|----------------------------|-------|------|------|------|
| <b>Select Peer Average</b> | 62.91 | 1.08 | 0.00 | 0.22 |
|----------------------------|-------|------|------|------|

**PEER GROUP COMPARISONS REPORT**  
*South Florida Group*

**STATEMENT OF CONDITION (% OF TOTAL FUNDING SOURCES)**  
**For the six months June 30, 2022**

| Institution name                       | Non Interest Bearing Deps | Interest Bearing Deps | Total Deps   | Total Fed Funds & Repos | Other Borrowed Money |
|--|---------------------------|-----------------------|--------------|-------------------------|----------------------|
| Terrabank, National Association        | <b>61.67</b>              | 38.33                 | 100.00       | 0.00                    | 0.00                 |
| International Finance Bank             | <b>58.92</b>              | 41.08                 | 100.00       | 0.00                    | 0.00                 |
| Helm Bank Usa                          | <b>58.67</b>              | 41.33                 | 100.00       | 0.00                    | 0.00                 |
| Banco Do Brasil Americas               | <b>54.47</b>              | 45.27                 | 99.73        | 0.00                    | 0.27                 |
| <b>Ocean Bank</b>                      | <b>47.29</b>              | <b>52.54</b>          | <b>99.83</b> | <b>0.17</b>             | <b>0.00</b>          |
| Apollo Bank                            | <b>44.90</b>              | 51.98                 | 96.88        | 0.00                    | 3.12                 |
| Banesco Usa                            | <b>41.76</b>              | 46.65                 | 88.41        | 0.00                    | 11.59                |
| Grove Bank & Trust                     | <b>39.06</b>              | 60.03                 | 99.09        | 0.44                    | 0.46                 |
| First State Bank Of The Florida Keys   | <b>38.91</b>              | 58.37                 | 97.28        | 1.88                    | 0.83                 |
| City National Bank Of Florida          | <b>38.65</b>              | 52.94                 | 91.60        | 0.37                    | 8.04                 |
| Sunstate Bank                          | <b>38.10</b>              | 57.57                 | 95.67        | 0.00                    | 4.33                 |
| U. S. Century Bank                     | <b>36.62</b>              | 59.75                 | 96.37        | 0.00                    | 3.63                 |
| Plus International Bank                | <b>36.56</b>              | 63.44                 | 100.00       | 0.00                    | 0.00                 |
| Bradesco Bac Florida Bank              | <b>34.28</b>              | 62.02                 | 96.30        | 1.87                    | 1.83                 |
| Professional Bank                      | <b>33.10</b>              | 66.90                 | 100.00       | 0.00                    | 0.00                 |
| Bankunited, National Association       | <b>30.07</b>              | 57.59                 | 87.65        | 0.00                    | 12.35                |
| The First National Bank Of South Miami | <b>26.52</b>              | 68.57                 | 95.09        | 4.91                    | 0.00                 |
| Interamerican Bank, A Fsb              | <b>23.75</b>              | 75.72                 | 99.47        | 0.00                    | 0.53                 |
| Pacific National Bank                  | <b>23.24</b>              | 68.70                 | 91.94        | 0.00                    | 8.06                 |
| Eastern National Bank                  | <b>21.77</b>              | 78.18                 | 99.95        | 0.05                    | 0.00                 |
| Intercredit Bank, National Association | <b>20.53</b>              | 72.22                 | 92.75        | 0.00                    | 7.25                 |
| Amerant Bank, National Association     | <b>18.27</b>              | 70.05                 | 88.32        | 0.00                    | 11.68                |
| Gulf Atlantic Bank                     | <b>9.34</b>               | 90.66                 | 100.00       | 0.00                    | 0.00                 |

|                            |       |       |       |      |      |
|----------------------------|-------|-------|-------|------|------|
| <b>Select Peer Average</b> | 36.37 | 59.99 | 96.36 | 0.42 | 3.22 |
|----------------------------|-------|-------|-------|------|------|

**PEER GROUP COMPARISONS REPORT**  
*South Florida Group*

**YIELDS, COSTS & SPREADS - ASSET YIELDS**  
For the six months June 30, 2022

| Institution name                       | Yield on<br>Earning<br>Assets | Cost of<br>Funds | Net Interest<br>Margin | Avg Earning<br>Assets/AA |
|--|-------------------------------|------------------|------------------------|--------------------------|
| Plus International Bank                | 5.69                          | 1.06             | <b>5.17</b>            | 63.24                    |
| BanESCO USA                            | 3.78                          | 0.53             | <b>3.47</b>            | 95.56                    |
| <b>Ocean Bank</b>                      | <b>3.47</b>                   | <b>0.21</b>      | <b>3.36</b>            | <b>96.08</b>             |
| Eastern National Bank                  | 3.61                          | 0.32             | <b>3.31</b>            | 76.06                    |
| Apollo Bank                            | 3.46                          | 0.30             | <b>3.30</b>            | 94.63                    |
| International Finance Bank             | 3.45                          | 0.44             | <b>3.28</b>            | 99.62                    |
| Gulf Atlantic Bank                     | 3.69                          | 0.49             | <b>3.28</b>            | 91.65                    |
| Amerant Bank, National Association     | 3.77                          | 0.67             | <b>3.27</b>            | 93.07                    |
| U. S. Century Bank                     | 3.44                          | 0.37             | <b>3.23</b>            | 94.73                    |
| Intercredit Bank, National Association | 3.78                          | 0.80             | <b>3.21</b>            | 99.64                    |
| Professional Bank                      | 3.43                          | 0.38             | <b>3.18</b>            | 95.15                    |
| First State Bank Of The Florida Keys   | 3.09                          | 0.19             | <b>2.98</b>            | 96.71                    |
| Banco Do Brasil Americas               | 3.04                          | 0.38             | <b>2.86</b>            | 97.57                    |
| City National Bank Of Florida          | 3.08                          | 0.23             | <b>2.85</b>            | 94.50                    |
| Pacific National Bank                  | 3.26                          | 0.63             | <b>2.80</b>            | 95.39                    |
| Terrabank, National Association        | 2.74                          | 0.15             | <b>2.67</b>            | 93.26                    |
| Bradesco Bac Florida Bank              | 2.92                          | 0.37             | <b>2.66</b>            | 96.67                    |
| Interamerican Bank, A Fsb              | 2.88                          | 0.32             | <b>2.66</b>            | 100.44                   |
| BankUnited, National Association       | 2.89                          | 0.45             | <b>2.60</b>            | 95.94                    |
| Sunstate Bank                          | 2.77                          | 0.37             | <b>2.57</b>            | 94.87                    |
| Helm Bank USA                          | 2.54                          | 0.20             | <b>2.47</b>            | 93.40                    |
| The First National Bank Of South Miami | 2.69                          | 0.44             | <b>2.38</b>            | 96.08                    |
| Grove Bank & Trust                     | 2.06                          | 0.16             | <b>1.91</b>            | 95.34                    |

|                            |      |      |      |       |
|----------------------------|------|------|------|-------|
| <b>Select Peer Average</b> | 3.28 | 0.41 | 2.83 | 93.46 |
|----------------------------|------|------|------|-------|