

Madison County Community Bank

Madison, FL

Established

5/5/1999

Florida Bank and Thrift Performance Report

Table of Contents

Title	Page
PEER GROUP POSITION	1
EXECUTIVE SUMMARY	2
SELECTED FINANCIAL DATA	3
SECURITIES COMPOSITION	4
LOAN PORTFOLIO COMPOSITION	5
LOAN PORTFOLIO QUALITY	6
DEPOSIT BASE COMPOSITION	7
INTEREST INCOME COMPOSITION	8
INTEREST EXPENSE COMPOSITION	9
NONINTEREST INCOME COMPOSITION	10
NONINTEREST EXPENSE COMPOSITION	11
PEER GROUP COMPARISONS REPORT	12-22

FLORIDA BANKING TEAM

Ed Hacker, Robert Brink, Ted Hacker, Steve Kania, David Ajvazi, Michael Squitieri, Erica Hines, Sacha Widmaier, Kristen Moroso, Anthony Hagbartsen, Matthew Hanley, Jordan Augustyniak, Madeline Bogumil, Natalie Filippone, Lauren Klindt, Phillip Berdeguer, Andrew Joyce, Dylan Frayne, Mai Tran, Meranda Joseph, Patricia Romero, Vanessa Hossler, Adam McCord

Information contained herein was obtained from FIS is believed to be reliable however, accuracy is not guaranteed and all peer and state averages are simple averages.

PEER GROUP POSITION

For the
North Florida Group

For the six months June 30, 2022

Institution name	Total Assets (\$000's)
Tiaa, Fsb	38,576,417
Capital City Bank	4,347,799
First Federal Bank	3,496,824
One Florida Bank	1,411,301
Drummond Community Bank	1,015,279
Prime Meridian Bank	860,735
Fnbt Bank	687,388
Beach Bank	619,248
Intracoastal Bank	550,214
Florida Capital Bank, National Association	521,750
First National Bank Northwest Florida	239,376
Community State Bank	213,562
The Warrington Bank	206,970
Madison County Community Bank	178,719
Lafayette State Bank	177,104
Bank Of Pensacola	158,209
Pnb Community Bank	147,662
Peoples Bank Of Graceville	113,192

Institution name	Return on Avg Assets (%)
Intracoastal Bank	1.66
Peoples Bank Of Graceville	1.27
Tiaa, Fsb	1.18
Drummond Community Bank	1.07
Prime Meridian Bank	1.04
First Federal Bank	1.00
Fnbt Bank	0.93
First National Bank Northwest Florida	0.86
Capital City Bank	0.84
Florida Capital Bank, National Association	0.83
One Florida Bank	0.79
Madison County Community Bank	0.76
Beach Bank	0.67
Pnb Community Bank	0.59
Lafayette State Bank	0.51
Bank Of Pensacola	0.32
Community State Bank	0.23
The Warrington Bank	(0.05)

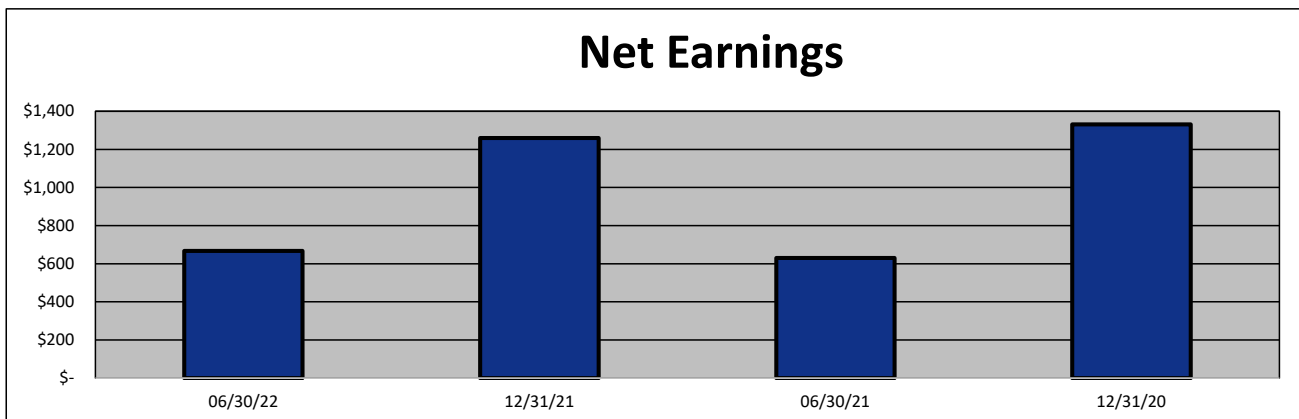
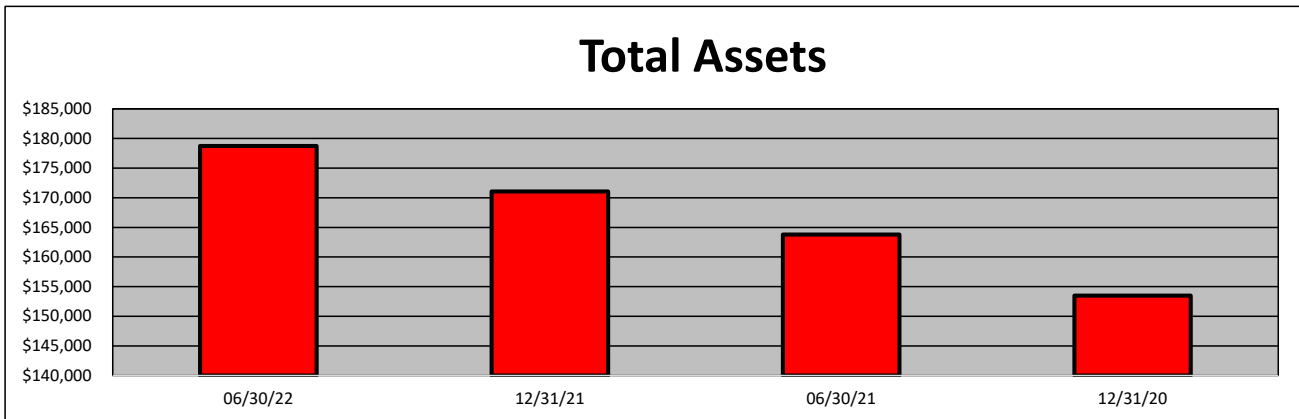
**EXECUTIVE SUMMARY - Madison County Community Bank
(Percentage)**

Period Ending	06/30/22	12/31/21	06/30/21	12/31/20	State Avg.	Peer Avg.
CAPITAL RATIOS						
Equity/Assets	3.95	8.08	8.32	8.96	10.08	7.90
Leverage Ratio	7.80	8.12	8.14	8.55	10.09	9.25
Tier 1 Cap/Risk Based Assets	13.79	15.68	15.38	17.15	16.44	15.75
Risk Based Ratio	15.04	16.93	16.63	18.40	17.29	16.64
Common Equity Tier 1 Capital Ratio	13.79	15.68	15.38	17.15	16.42	15.75
BALANCE SHEET RATIOS:						
Loan/Deposit Ratio	47.06	44.78	47.41	49.85	64.07	59.01
Loans/Assets	44.92	40.87	43.20	45.12	52.71	50.75
Securities/Assets	39.55	44.80	40.65	42.07	17.27	27.40
PROFITABILITY:						
Return on Avg Assets	0.76	0.77	0.80	0.95	0.67	0.81
Return on Avg Equity	13.02	9.25	9.34	10.57	9.14	10.21
Nonint Income/Avg Assets	0.55	0.59	0.56	0.60	0.86	0.92
Net Overhead Ratio	1.65	1.66	1.70	1.76	1.91	1.62
Efficiency Ratio	67.80	67.65	66.94	62.51	225.75	70.54
Assets (per million) per Employee	6.87	6.11	6.07	5.69	9.27	8.22
ASSET QUALITY:						
Reserves/Loans	1.89	2.11	2.06	1.93	1.36	1.32
Nonperforming Loans/Total Loans	0.31	0.81	0.70	0.73	0.69	0.74
Nonperforming Assets/Total Assets	0.14	0.33	0.30	0.46	0.47	0.49
Adjusted Texas Ratio	2.89	3.69	3.28	4.65	3.38	4.08
YIELDS & COSTS:						
Yield on earning assets	3.10	3.26	3.37	3.78	3.18	3.04
Cost of funds	0.51	0.56	0.57	0.64	0.42	0.30
Net interest margin	2.71	2.84	2.94	3.29	2.61	2.53
Avg Earning Assets/Avg Assets	96.37	93.71	93.49	94.28	90.17	94.25

SELECTED FINANCIAL DATA - Madison County Community Bank
(Dollars in Thousands)

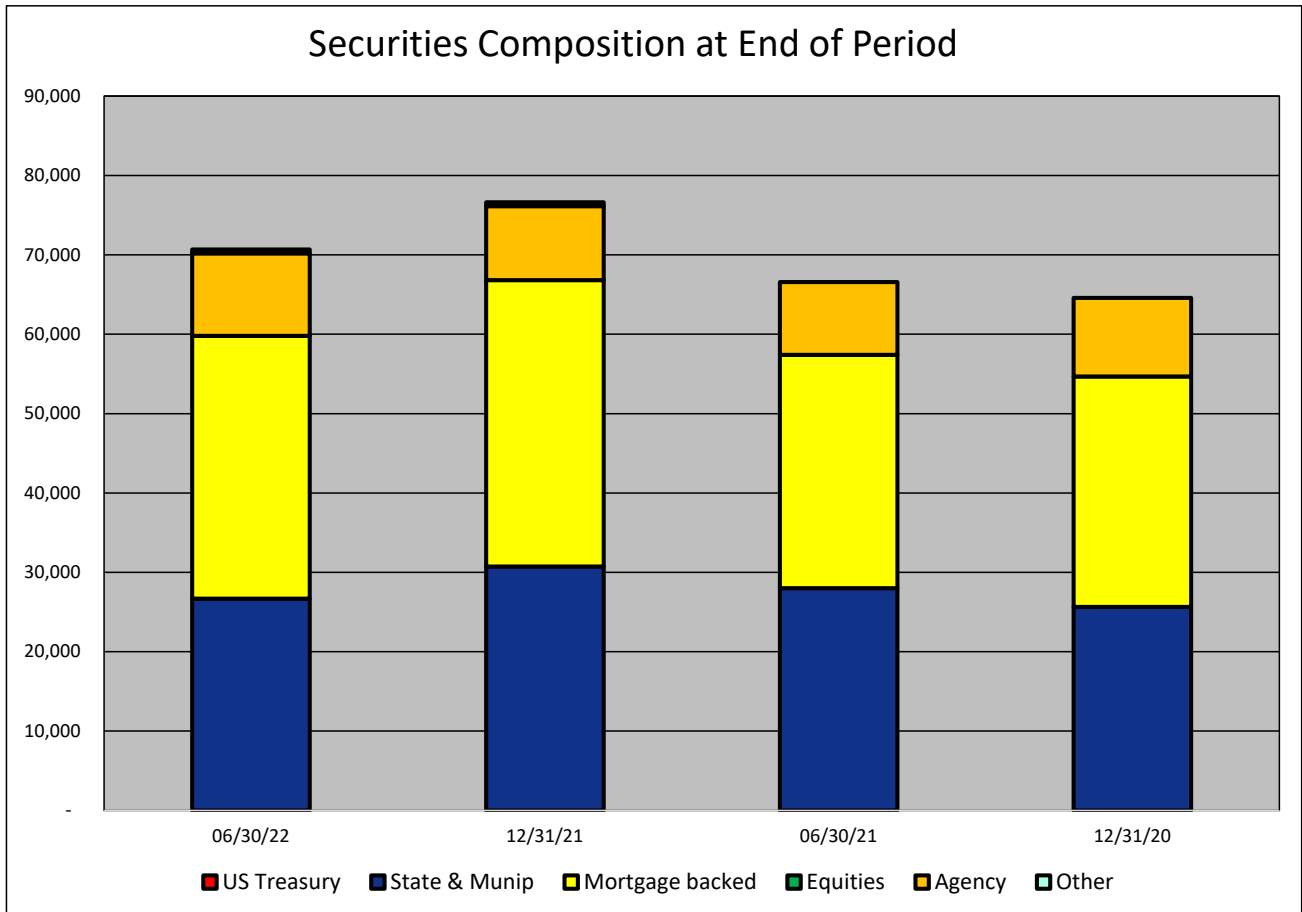
As of:	06/30/22	12/31/21	06/30/21	12/31/20	\$ Change 12 MTHS	% Change 12 MTHS
Total Assets	178,719	171,035	163,779	153,494	14,940	9.12
Cash and Equivalents	17,683	17,153	19,150	13,518	(1,467)	(7.66)
Securities	70,682	76,621	66,580	64,574	4,102	6.16
Loans, net	80,287	69,896	70,756	69,255	9,531	13.47
Deposit Accounts	170,612	156,093	149,245	138,933	21,367	14.32
Fed Funds & Repos	-	-	-	-	-	NA
Total Equity	7,061	13,828	13,627	13,749	(6,566)	(48.18)

Period Ending	06/30/22	12/31/21	06/30/21	12/31/20	\$ Change 12 MTHS	% Change 12 MTHS
Net Earnings	667	1,260	630	1,331	37	5.87
Interest Income	2,620	4,970	2,471	4,988	149	6.03
Interest Expense	326	639	317	637	9	2.84
Net Interest Income	2,294	4,331	2,154	4,351	140	6.50
Prov for Loan Loss	48	150	120	300	(72)	(60.00)
Noninterest income	482	963	440	836	42	9.55
Gain on Sale of Securities	-	39	39	17	(39)	(100.00)
Noninterest Expense	1,930	3,665	1,776	3,307	154	8.67
Net Operating Income	798	1,479	698	1,580	100	14.33
Income Taxes	131	258	107	266	24	22.43



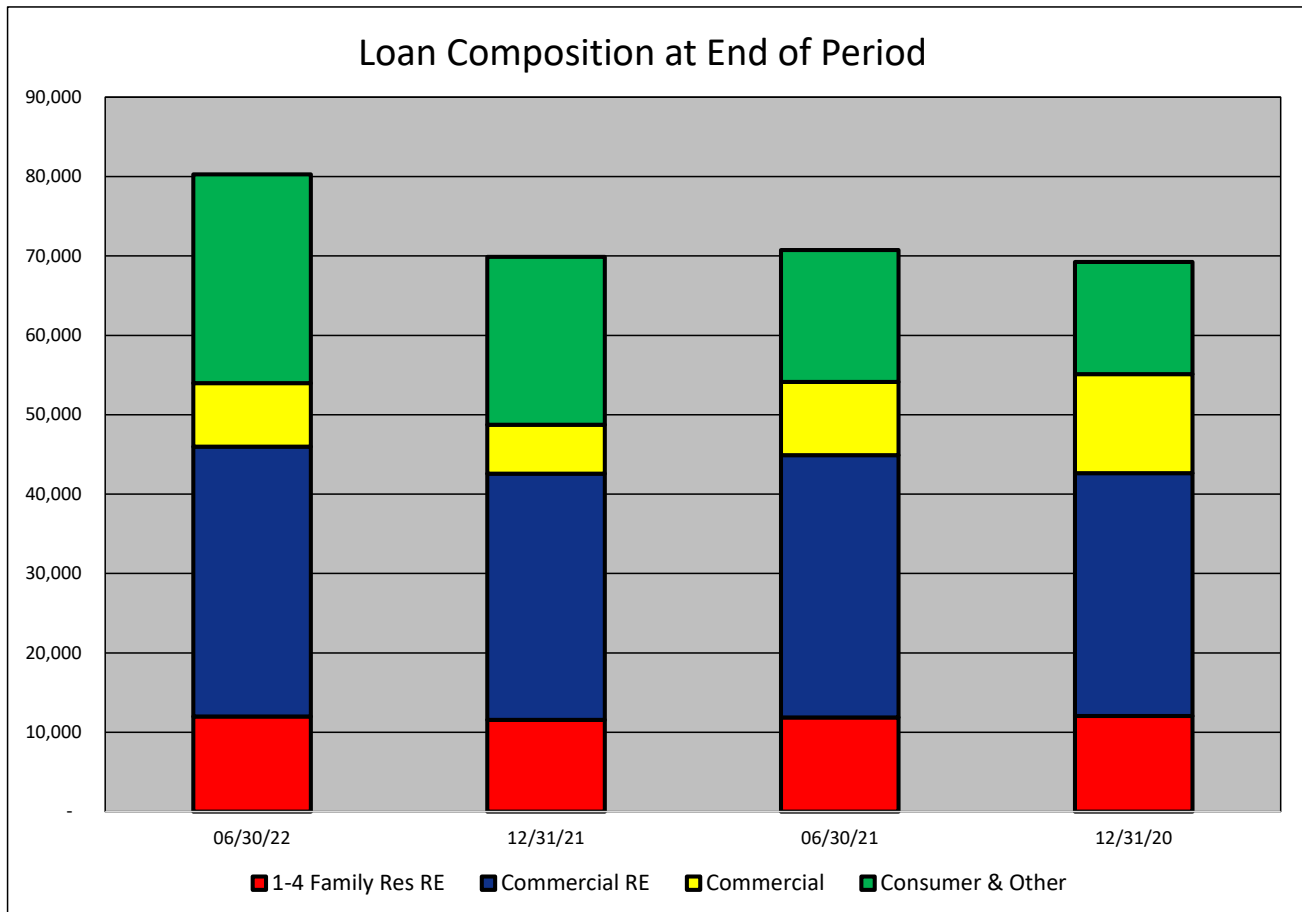
SECURITIES COMPOSITION - Madison County Community Bank
(Dollars in Thousands)

As of:	06/30/22	12/31/21	06/30/21	12/31/20	\$ Change 12 MTHS	% Change 12 MTHS
SECURITIES CATEGORY:						
US Treasury	-	-	-	-	-	NA
State & Munip	26,689	30,743	27,994	25,642	(1,305)	(4.66)
Mortgage backed	33,113	36,066	29,401	29,035	3,712	12.63
Equities	-	-	-	-	-	NA
Agency	10,380	9,312	9,185	9,897	1,195	13.01
Other	500	500	-	-	500	NA
Total Securities	70,682	76,621	66,580	64,574	4,102	6.16



LOAN PORTFOLIO COMPOSITION - Madison County Community Bank
(Dollars in Thousands)

As of:	06/30/22	12/31/21	06/30/21	12/31/20	\$ Change 12 MTHS	% Change 12 MTHS
LOAN CATEGORY:						
1-4 Family Res RE	11,992	11,557	11,857	12,047	135	1.14
Commercial RE	33,988	31,013	33,054	30,583	934	2.83
Commercial	8,014	6,168	9,212	12,475	(1,198)	(13.00)
Consumer & Other	26,293	21,158	16,633	14,150	9,660	58.08
Loans, Net	80,287	69,896	70,756	69,255	9,531	13.47



LOAN PORTFOLIO QUALITY - Madison County Community Bank
(Dollars in Thousands)

As of:	06/30/22	12/31/21	06/30/21	12/31/20	\$ Change 12 MTHS	% Change 12 MTHS
--------	----------	----------	----------	----------	----------------------	---------------------

LOAN LOSS RESERVE ACTIVITY:

Beginning Balance	1,474	1,340	1,340	1,055	134	10.00
Total Recoveries	1	1	1	6	-	-
Total Charge-offs	3	17	5	21	(2)	(40.00)
Provision Expense	48	150	120	300	(72)	(60.00)
Writedown Transfer Loans HFS	-	-	-	-	-	NA
Adjustments	-	-	-	-	-	NA
Ending Balance	1,520	1,474	1,456	1,340	64	4.40

NON-PERFORMING ASSETS:

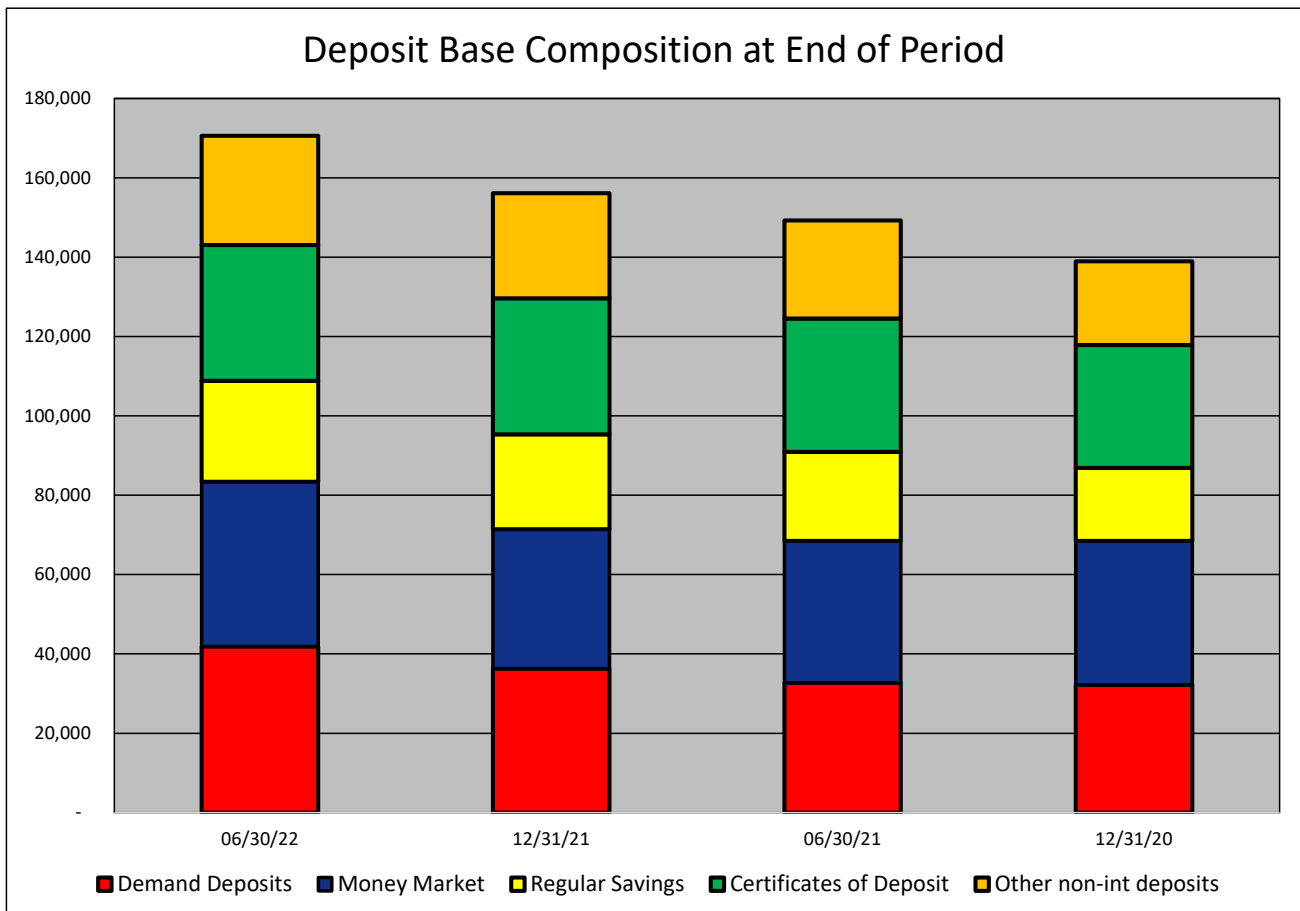
Total-90+ Days Past Due	-	-	-	-	-	NA
Total-Nonaccrual	248	564	494	504	(246)	(49.80)
Foreclosed Real Estate	-	-	-	197	-	NA
Total Non-perf Assets	248	564	494	701	(246)	(49.80)

DEPOSIT BASE COMPOSITION - Madison County Community Bank
(Dollars in Thousands)

As of:	06/30/22	12/31/21	06/30/21	12/31/20	\$ Change 12 MTHS	% Change 12 MTHS
--------	----------	----------	----------	----------	----------------------	---------------------

DEPOSIT BASE CATEGORY:

Demand Deposits	41,853	36,273	32,742	32,161	9,111	27.83
Money Market	41,543	35,167	35,757	36,301	5,786	16.18
Regular Savings	25,417	23,902	22,440	18,424	2,977	13.27
Certificates of Deposit	34,251	34,296	33,591	30,961	660	1.96
Other non-int deposits	27,548	26,455	24,715	21,086	2,833	11.46
Total Deposits	170,612	156,093	149,245	138,933	21,367	14.32

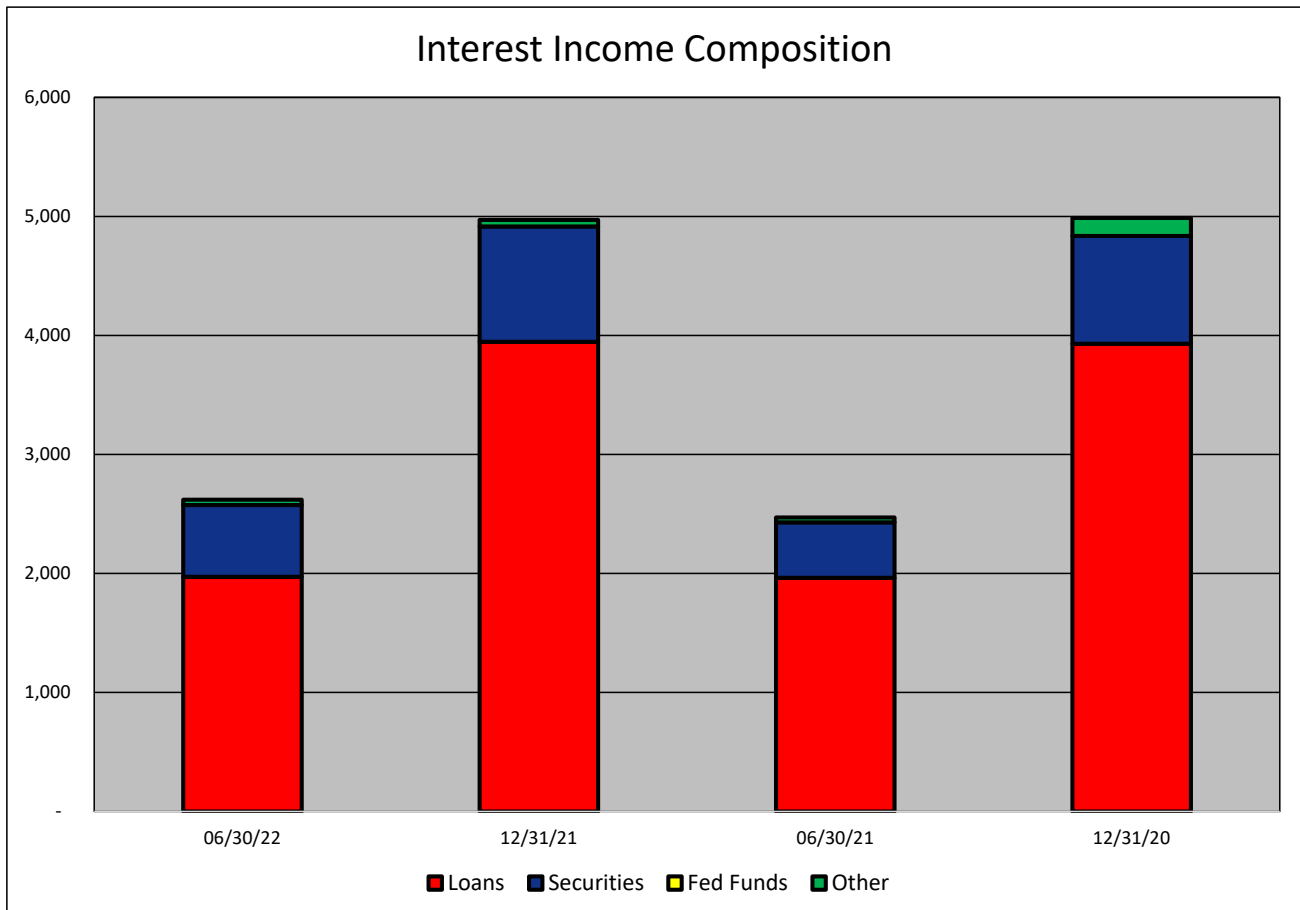


INTEREST INCOME COMPOSITION- Madison County Community Bank
(Dollars in Thousands)

As of:	06/30/22	12/31/21	06/30/21	12/31/20	\$ Change 12 MTHS	% Change 12 MTHS
--------	----------	----------	----------	----------	----------------------	---------------------

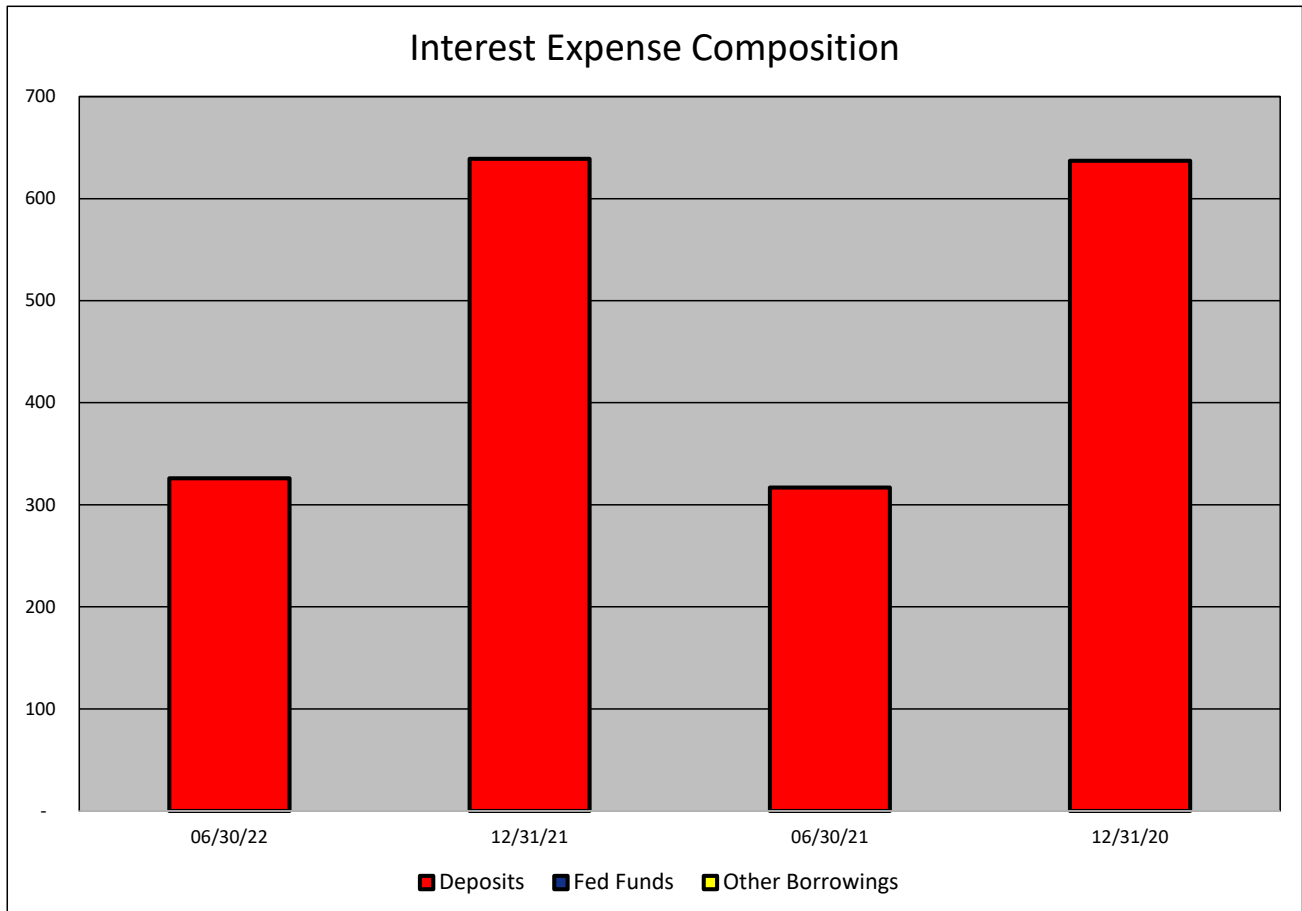
INTEREST INCOME CATEGORY

Loans	1,971	3,947	1,963	3,930	8	0.41
Securities	604	968	467	905	137	29.34
Fed Funds	-	-	-	-	-	NA
Other	45	55	41	153	4	9.76
Total Int Income	2,620	4,970	2,471	4,988	149	6.03



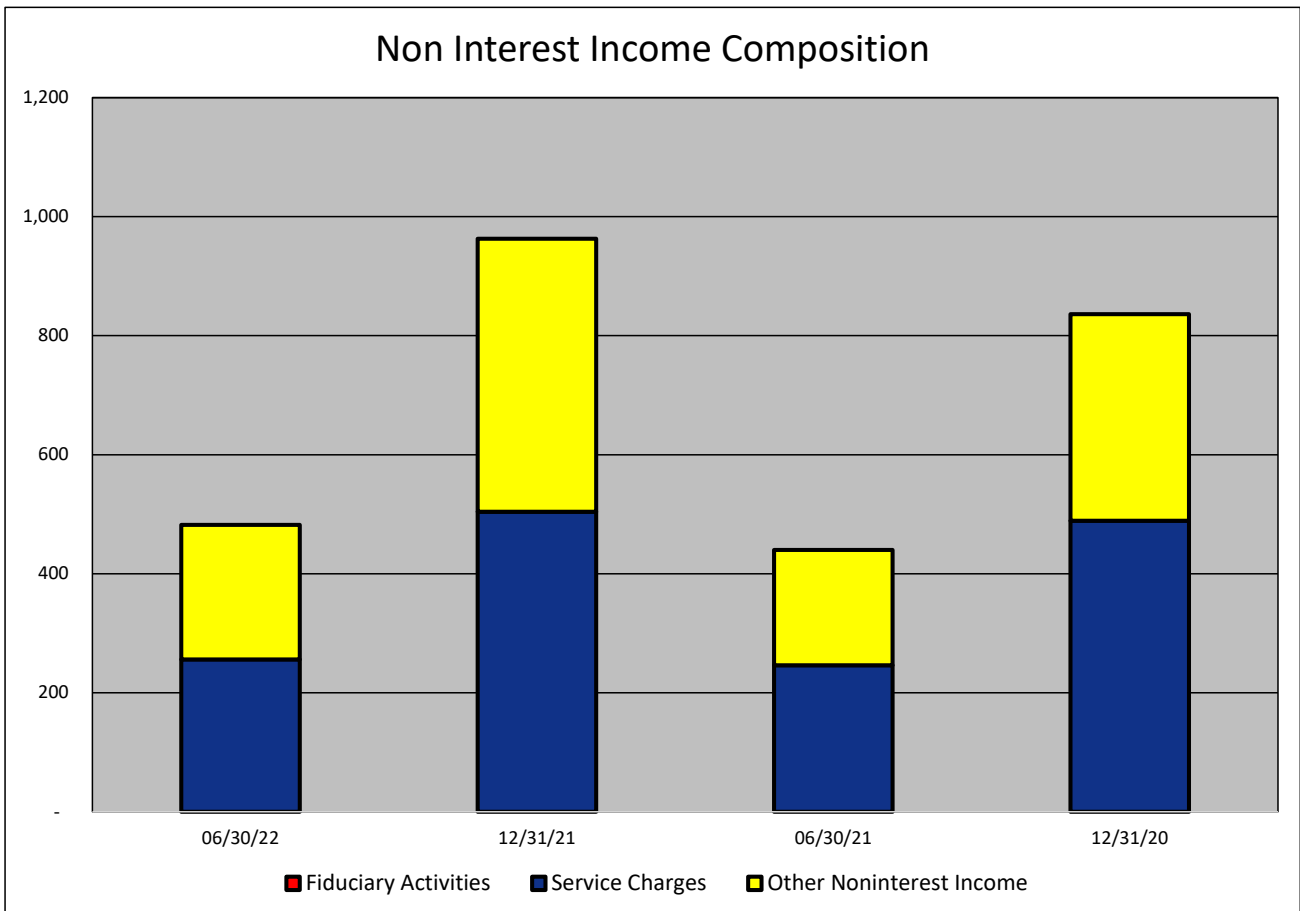
INTEREST EXPENSE COMPOSITION- Madison County Community Bank
(Dollars in Thousands)

As of:	06/30/22	12/31/21	06/30/21	12/31/20	\$ Change 12 MTHS	% Change 12 MTHS
INTEREST EXPENSE CATEGORY						
Deposits	326	639	317	637	9	2.84
Fed Funds	-	-	-	-	-	NA
Other Borrowings	-	-	-	-	-	NA
Total Int Expense	326	639	317	637	9	2.84



NONINTEREST INCOME COMPOSITION- Madison County Community Bank
(Dollars in Thousands)

As of:	06/30/22	12/31/21	06/30/21	12/31/20	\$ Change 12 MTHS	% Change 12 MTHS
NONINTEREST INCOME CATEGORY						
Fiduciary Activities	-	-	-	-	-	NA
Service Charges	256	504	246	489	10	4.07
Other Noninterest Income	226	459	194	347	32	16.49
Total Nonint. Income	482	963	440	836	42	9.55

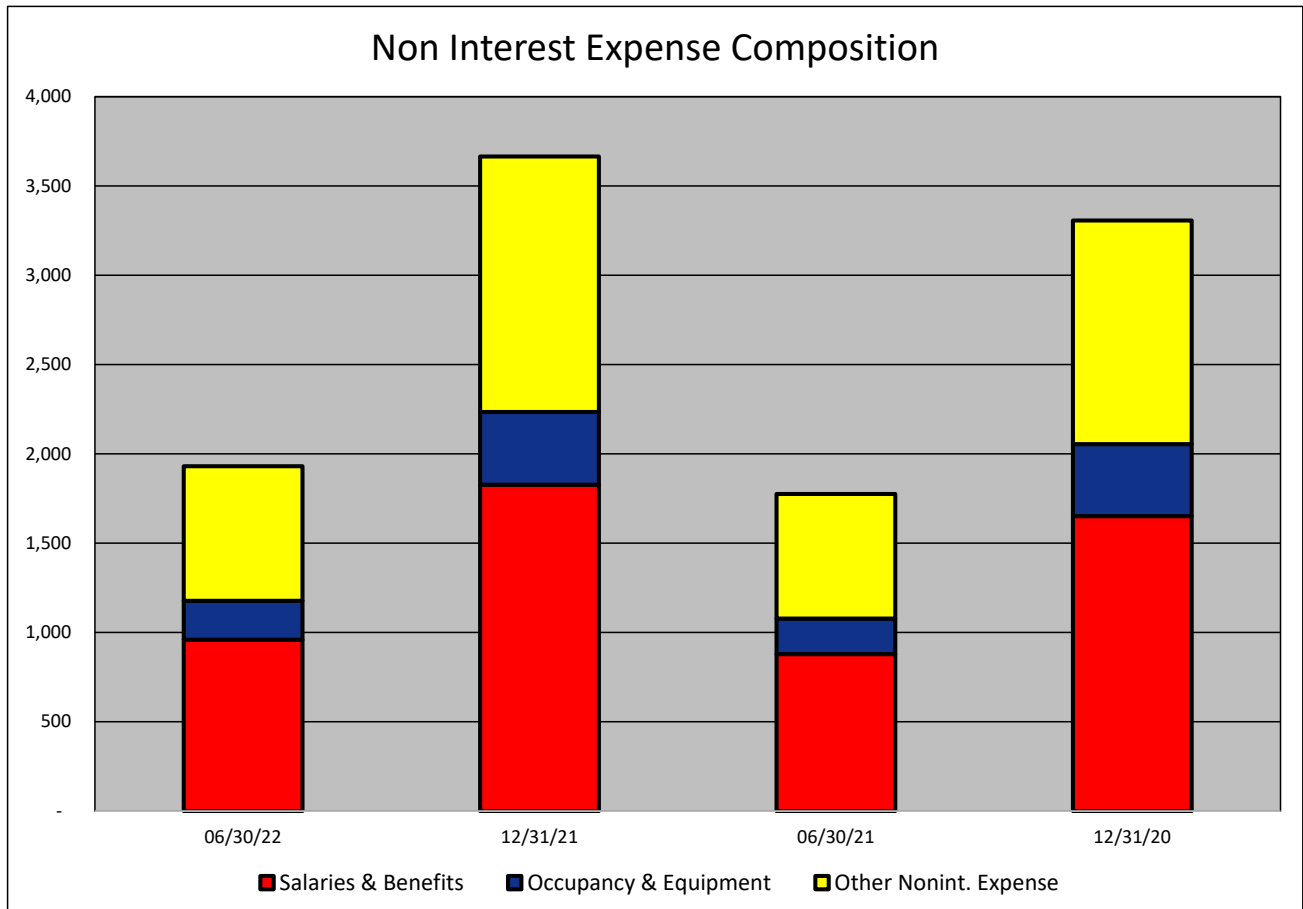


NONINTEREST EXPENSE COMPOSITION- Madison County Community Bank
(Dollars in Thousands)

As of:	06/30/22	12/31/21	06/30/21	12/31/20	\$ Change 12 MTHS	% Change 12 MTHS
--------	----------	----------	----------	----------	----------------------	---------------------

NONINTEREST EXPENSE CATEGORY

Salaries & Benefits	959	1,827	879	1,651	80	9.10
Occupancy & Equipment	218	408	199	403	19	9.55
Other Nonint. Expense	753	1,430	698	1,253	55	7.88
Total Nonint. Expense	1,930	3,665	1,776	3,307	154	8.67



PEER GROUP COMPARISONS REPORT
North Florida Group

BALANCE SHEET

Institution name	Total Assets \$000		% Change in Assets
	This Year	Last Year	
The Warrington Bank	206,970	116,409	77.80
One Florida Bank	1,411,301	1,090,805	29.38
Bank Of Pensacola	158,209	132,628	19.29
Prime Meridian Bank	860,735	756,537	13.77
Pnb Community Bank	147,662	133,018	11.01
Fnbt Bank	687,388	619,219	11.01
Drummond Community Bank	1,015,279	917,699	10.63
First National Bank Northwest Florida	239,376	217,274	10.17
First Federal Bank	3,496,824	3,175,330	10.12
Community State Bank	213,562	195,089	9.47
Madison County Community Bank	178,719	163,779	9.12
Capital City Bank	4,347,799	4,000,591	8.68
Florida Capital Bank, National Association	521,750	491,536	6.15
Intracoastal Bank	550,214	527,264	4.35
Beach Bank	619,248	602,207	2.83
Lafayette State Bank	177,104	174,322	1.60
Tiaa, Fsb	38,576,417	38,435,437	0.37
Peoples Bank Of Graceville	113,192	125,466	(9.78)

Select Peer Average	2,973,431	2,881,923	12.55
----------------------------	------------------	------------------	--------------

PEER GROUP COMPARISONS REPORT
North Florida Group

BALANCE SHEET

Institution name	Total Loans \$000		% Change in Loans
	This Year	Last Year	
The Warrington Bank	41,814	25,337	65.03
Florida Capital Bank, National Association	428,285	298,877	43.30
One Florida Bank	916,282	749,197	22.30
Pnb Community Bank	99,886	82,233	21.47
Drummond Community Bank	570,917	478,307	19.36
Lafayette State Bank	118,000	100,815	17.05
Beach Bank	485,474	424,784	14.29
Madison County Community Bank	80,287	70,756	13.47
Prime Meridian Bank	554,902	490,123	13.22
Intracoastal Bank	308,614	275,202	12.14
Capital City Bank	2,262,361	2,089,483	8.27
Tiaa, Fsb	32,307,764	32,595,460	(0.88)
Fnbt Bank	188,389	204,258	(7.77)
Community State Bank	84,699	93,664	(9.57)
Bank Of Pensacola	47,167	53,277	(11.47)
Peoples Bank Of Graceville	34,068	43,398	(21.50)
First Federal Bank	990,244	1,321,487	(25.07)
First National Bank Northwest Florida	49,928	76,843	(35.03)

Select Peer Average	2,198,282	2,192,972	7.70
----------------------------	------------------	------------------	-------------

PEER GROUP COMPARISONS REPORT
North Florida Group

CAPITAL RATIOS
For the six months June 30, 2022

Institution name	Equity/ Assets	Leverage Ratio	Tier 1 Risk- based Ratio	Risk based Capital Ratio	Common Equity Tier 1 Capital Ratio
The Warrington Bank	14.79	15.11	0.00	0.00	0.00
Florida Capital Bank, National Association	12.28	12.77	18.83	20.05	18.83
Peoples Bank Of Graceville	2.56	10.59	31.98	33.06	31.98
Tiaa, Fsb	10.53	10.01	15.10	16.06	15.10
Beach Bank	13.43	9.90	11.47	12.52	11.47
Drummond Community Bank	7.00	9.63	0.00	0.00	0.00
First National Bank Northwest Florida	8.87	9.16	47.56	48.82	47.56
First Federal Bank	7.75	8.90	17.73	18.63	17.73
Fnbt Bank	8.28	8.65	23.29	24.54	23.29
Prime Meridian Bank	7.96	8.61	12.61	13.72	12.61
Pnb Community Bank	7.03	8.60	0.00	0.00	0.00
Capital City Bank	9.11	8.33	14.38	15.32	14.38
One Florida Bank	7.69	8.30	10.66	11.50	10.66
Intracoastal Bank	5.16	8.19	11.10	12.28	11.10
Bank Of Pensacola	8.15	8.18	32.99	34.23	32.99
Lafayette State Bank	4.68	7.95	10.33	11.25	10.33
Madison County Community Bank	3.95	7.80	13.79	15.04	13.79
Community State Bank	2.94	5.86	11.65	12.52	11.65

Select Peer Average	7.90	9.25	15.75	16.64	15.75
----------------------------	------	------	-------	-------	-------

PEER GROUP COMPARISONS REPORT
North Florida Group

BALANCE SHEET RATIOS
For the six months June 30, 2022

Institution name	Loans/ Deposits	Gross Loans/ Assets	Securities/ Assets
Tiaa, Fsb	122.40	83.75	11.39
Florida Capital Bank, National Association	113.49	82.09	3.54
Beach Bank	99.83	78.40	3.47
Pnb Community Bank	74.03	67.65	16.96
One Florida Bank	70.70	64.92	8.53
Prime Meridian Bank	70.64	64.47	16.52
Lafayette State Bank	70.24	66.63	20.87
Drummond Community Bank	61.78	56.23	35.79
Intracoastal Bank	59.50	56.09	25.13
Capital City Bank	58.93	52.03	25.81
Madison County Community Bank	47.06	44.92	39.55
Community State Bank	41.01	39.66	23.52
Bank Of Pensacola	32.54	29.81	48.89
First Federal Bank	32.29	28.32	57.86
Peoples Bank Of Graceville	31.00	30.10	61.40
Fnbt Bank	29.98	27.41	32.59
The Warrington Bank	23.73	20.20	58.09
First National Bank Northwest Florida	22.97	20.86	3.36

Select Peer Average	59.01	50.75	27.40
----------------------------	-------	-------	-------

PEER GROUP COMPARISONS REPORT
North Florida Group

PROFITABILITY RATIOS
For the six months June 30, 2022

Institution name	Avg Total Assets (\$000)	Return on Avg Assets	Return on Avg Equity
Intracoastal Bank	535,604	1.66	26.99
Peoples Bank Of Graceville	114,829	1.27	20.03
Tiaa, Fsb	37,752,782	1.18	11.38
Drummond Community Bank	1,027,693	1.07	12.74
Prime Meridian Bank	862,902	1.04	12.85
First Federal Bank	3,598,006	1.00	11.17
Fnbt Bank	649,344	0.93	10.92
First National Bank Northwest Florida	222,263	0.86	9.17
Capital City Bank	4,311,252	0.84	9.00
Florida Capital Bank, National Association	506,480	0.83	6.64
One Florida Bank	1,398,808	0.79	10.11
Madison County Community Bank	175,348	0.76	13.02
Beach Bank	613,040	0.67	5.00
Pnb Community Bank	149,294	0.59	7.66
Lafayette State Bank	174,428	0.51	8.29
Bank Of Pensacola	154,840	0.32	3.92
Community State Bank	207,160	0.23	5.31
The Warrington Bank	154,024	(0.05)	(0.38)

Select Peer Average	2,922,672	0.81	10.21
----------------------------	-----------	------	-------

PEER GROUP COMPARISONS REPORT
North Florida Group

PROFITABILITY RATIOS
For the six months June 30, 2022

Institution name	Noninterest Income/AA	Net Overhead Ratio	Efficiency Ratio	Assets (per million) per Employee
Tiaa, Fsb	1.42	0.40	47.78	26.66
Intracoastal Bank	0.14	1.60	50.29	13.76
Peoples Bank Of Graceville	0.25	1.31	54.14	8.09
Prime Meridian Bank	0.28	1.46	54.73	8.61
One Florida Bank	0.15	1.63	60.34	9.94
Drummond Community Bank	0.99	2.05	62.71	4.98
First National Bank Northwest Florida	0.52	0.95	63.16	7.25
Madison County Community Bank	0.55	1.65	67.80	6.87
Fnbt Bank	1.12	1.05	70.45	7.81
First Federal Bank	1.93	1.29	72.00	4.78
Capital City Bank	2.15	1.37	75.83	5.80
Bank Of Pensacola	0.18	1.18	76.44	14.38
Beach Bank	1.31	2.00	78.52	6.01
Pnb Community Bank	0.29	2.86	79.79	3.69
Lafayette State Bank	1.09	2.67	80.87	3.41
Florida Capital Bank, National Association	3.40	1.74	82.44	3.20
Community State Bank	0.62	2.28	88.61	6.28
The Warrington Bank	0.25	1.71	103.78	6.47

Select Peer Average	0.92	1.62	70.54	8.22
----------------------------	------	------	-------	------

PEER GROUP COMPARISONS REPORT
North Florida Group

ASSET QUALITY RATIOS
For the six months June 30, 2022

Institution name	Reserves/ Loans	Nonperf Loans/ Total Loans	Nonperf Assets/ Total Assets	Adjusted Texas Ratio
Bank Of Pensacola	1.04	0.00	0.00	0.00
First National Bank Northwest Florida	2.50	0.00	0.00	0.00
Intracoastal Bank	1.54	0.00	0.00	0.00
The Warrington Bank	1.18	0.06	0.01	0.08
Fnbt Bank	2.60	0.09	0.02	0.27
Prime Meridian Bank	1.19	0.06	0.04	0.46
Lafayette State Bank	1.05	0.08	0.05	0.97
Capital City Bank	0.94	0.14	0.07	0.99
One Florida Bank	1.00	0.11	0.07	0.85
Peoples Bank Of Graceville	1.17	0.37	0.11	3.85
Drummond Community Bank	1.77	0.13	0.13	1.66
Madison County Community Bank	1.89	0.31	0.14	2.89
Florida Capital Bank, National Association	0.98	0.59	0.49	0.82
Pnb Community Bank	0.94	1.08	0.73	9.54
Community State Bank	1.08	2.47	0.99	30.97
First Federal Bank	1.04	3.64	1.03	1.32
Beach Bank	1.13	0.04	1.50	10.49
Tiaa, Fsb	0.74	4.17	3.50	8.31

Select Peer Average	1.32	0.74	0.49	4.08
----------------------------	------	------	------	------

PEER GROUP COMPARISONS REPORT
North Florida Group

STATEMENT OF CONDITION (% OF ASSETS)
For the six months June 30, 2022

Institution name	Cash & Nointerest bearing Deps	Interest- bearing Bal	Fed Funds Sold & Repos	Held to Maturity Secs	Available for Sale Secs
Pnb Community Bank	3.93	1.57	7.33	0.00	16.96
Bank Of Pensacola	3.46	16.99	0.00	48.89	0.00
Community State Bank	2.47	29.87	0.13	0.00	23.52
Drummond Community Bank	2.38	1.34	0.00	0.48	35.31
Capital City Bank	2.10	13.88	0.00	12.15	13.66
Lafayette State Bank	1.95	4.14	0.69	0.00	20.87
The Warrington Bank	1.74	19.11	0.00	53.03	5.06
One Florida Bank	1.59	23.93	0.00	0.00	8.53
Prime Meridian Bank	1.48	12.19	1.92	1.02	15.50
Madison County Community Bank	1.39	8.50	0.00	0.00	39.55
Intracoastal Bank	1.10	15.12	0.00	0.00	25.13
Florida Capital Bank, National Association	1.05	8.52	0.00	0.00	3.54
Peoples Bank Of Graceville	0.96	6.96	0.00	0.00	61.23
First Federal Bank	0.88	2.25	0.00	0.00	57.85
First National Bank Northwest Florida	0.66	74.83	0.00	1.87	1.41
Beach Bank	0.56	6.28	0.00	0.00	3.47
Fnbt Bank	0.47	37.36	0.00	32.01	0.57
Tiaa, Fsb	0.10	2.27	0.00	0.12	11.24

Select Peer Average	1.57	15.84	0.56	8.31	19.08
----------------------------	------	-------	------	------	-------

PEER GROUP COMPARISONS REPORT
North Florida Group

STATEMENT OF CONDITION (% OF ASSETS)
For the six months June 30, 2022

Institution name	Net Loans & Leases	Premises & Fixed Assets	Total Real Estate Owned	Intangible Assets
Tiaa, Fsb	83.13	0.08	0.01	0.81
Beach Bank	77.29	2.57	1.47	0.07
Pnb Community Bank	67.01	1.96	0.00	0.00
Lafayette State Bank	65.93	3.04	0.00	0.00
One Florida Bank	64.24	0.78	0.00	0.00
Florida Capital Bank, National Association	62.91	0.43	0.00	0.05
Prime Meridian Bank	62.45	1.27	0.00	0.00
Intracoastal Bank	55.23	1.06	0.00	0.00
Drummond Community Bank	52.21	2.51	0.06	0.08
Capital City Bank	50.42	2.17	0.00	2.17
Madison County Community Bank	44.07	2.43	0.00	0.00
Community State Bank	39.23	1.82	0.01	0.17
Peoples Bank Of Graceville	29.74	0.09	0.00	0.00
Bank Of Pensacola	29.50	0.73	0.00	0.00
Fnbt Bank	26.32	2.03	0.00	0.00
First Federal Bank	25.93	1.16	0.00	5.52
First National Bank Northwest Florida	20.34	0.48	0.00	0.01
The Warrington Bank	19.96	0.61	0.00	0.00

Select Peer Average	48.66	1.40	0.09	0.49
----------------------------	--------------	-------------	-------------	-------------

PEER GROUP COMPARISONS REPORT
North Florida Group

STATEMENT OF CONDITION (% OF TOTAL FUNDING SOURCES)
For the six months June 30, 2022

Institution name	Non Interest Bearing Deps	Interest Bearing Deps	Total Deps	Total Fed Funds & Repos	Other Borrowed Money
Drummond Community Bank	49.79	49.04	98.82	0.00	1.18
Bank Of Pensacola	45.98	54.02	100.00	0.00	0.00
Capital City Bank	45.90	52.76	98.66	0.10	1.25
Community State Bank	45.22	54.78	100.00	0.00	0.00
Lafayette State Bank	44.38	55.62	100.00	0.00	0.00
Florida Capital Bank, National Association	38.28	45.06	83.33	0.00	16.67
One Florida Bank	35.41	64.46	99.87	0.00	0.13
Pnb Community Bank	30.27	69.73	100.00	0.00	0.00
Intracoastal Bank	29.87	70.13	100.00	0.00	0.00
The Warrington Bank	28.97	71.03	100.00	0.00	0.00
First National Bank Northwest Florida	27.89	72.11	100.00	0.00	0.00
Beach Bank	26.93	65.67	92.60	0.00	7.40
Peoples Bank Of Graceville	26.91	73.09	100.00	0.00	0.00
Prime Meridian Bank	26.82	72.76	99.58	0.00	0.42
Madison County Community Bank	24.53	75.47	100.00	0.00	0.00
First Federal Bank	7.19	89.45	96.64	0.00	3.36
Fnbt Bank	3.48	96.52	100.00	0.00	0.00
Tiaa, Fsb	2.76	75.07	77.82	0.00	22.18

Select Peer Average	30.03	67.04	97.07	0.01	2.92
----------------------------	-------	-------	-------	------	------

PEER GROUP COMPARISONS REPORT
North Florida Group

YIELDS, COSTS & SPREADS - ASSET YIELDS
For the six months June 30, 2022

Institution name	Yield on Earning Assets	Cost of Funds	Net Interest Margin	Avg Earning Assets/AA
Drummond Community Bank	4.08	0.07	4.02	94.44
Pnb Community Bank	3.86	0.06	3.82	95.56
Lafayette State Bank	3.93	0.34	3.74	94.08
Intracoastal Bank	3.53	0.21	3.39	97.42
Beach Bank	3.62	0.52	3.25	89.60
Community State Bank	3.21	0.13	3.12	83.28
Prime Meridian Bank	3.20	0.30	3.00	96.88
Florida Capital Bank, National Association	3.22	0.56	2.96	95.91
One Florida Bank	3.13	0.35	2.90	96.45
First Federal Bank	2.90	0.21	2.74	91.29
Madison County Community Bank	3.10	0.51	2.71	96.37
Capital City Bank	2.77	0.07	2.71	91.79
Peoples Bank Of Graceville	2.98	0.51	2.63	98.67
Tiaa, Fsb	3.08	0.79	2.40	99.44
Fnbt Bank	2.45	0.18	2.27	86.23
First National Bank Northwest Florida	1.98	0.07	1.92	94.14
The Warrington Bank	1.73	0.09	1.68	97.76
Bank Of Pensacola	1.91	0.51	1.64	97.25
Select Peer Average	3.04	0.30	2.53	94.25