

# Intracoastal Bank

Palm Coast, FL

Established

6/16/2008

## Florida Bank and Thrift Performance Report

### Table of Contents

<b>Title</b>	<b>Page</b>
PEER GROUP POSITION	1
EXECUTIVE SUMMARY	2
SELECTED FINANCIAL DATA	3
SECURITIES COMPOSITION	4
LOAN PORTFOLIO COMPOSITION	5
LOAN PORTFOLIO QUALITY	6
DEPOSIT BASE COMPOSITION	7
INTEREST INCOME COMPOSITION	8
INTEREST EXPENSE COMPOSITION	9
NONINTEREST INCOME COMPOSITION	10
NONINTEREST EXPENSE COMPOSITION	11
PEER GROUP COMPARISONS REPORT	12-22

#### **FLORIDA BANKING TEAM**

Ed Hacker, Robert Brink, Ted Hacker, Steve Kania, David Ajvazi, Michael Squitieri, Erica Hines, Sacha Widmaier, Kristen Moroso, Anthony Hagbartsen, Matthew Hanley, Jordan Augustyniak, Madeline Bogumil, Natalie Filippone, Lauren Klindt, Phillip Berdeguer, Andrew Joyce, Dylan Frayne, Mai Tran, Meranda Joseph, Patricia Romero, Vanessa Hossler, Adam McCord

Information contained herein was obtained from FIS is believed to be reliable however, accuracy is not guaranteed and all peer and state averages are simple averages.

**PEER GROUP POSITION**

For the  
*North Florida Group*

**For the six months June 30, 2022**

Institution name	Total Assets (\$'000's)
Tiaa, Fsb	38,576,417
Capital City Bank	4,347,799
First Federal Bank	3,496,824
One Florida Bank	1,411,301
Drummond Community Bank	1,015,279
Prime Meridian Bank	860,735
Fnbt Bank	687,388
Beach Bank	619,248
Intracoastal Bank	550,214
Florida Capital Bank, National Association	521,750
First National Bank Northwest Florida	239,376
Community State Bank	213,562
The Warrington Bank	206,970
Madison County Community Bank	178,719
Lafayette State Bank	177,104
Bank Of Pensacola	158,209
Pnb Community Bank	147,662
Peoples Bank Of Graceville	113,192

Institution name	Return on Avg Assets (%)
Intracoastal Bank	1.66
Peoples Bank Of Graceville	1.27
Tiaa, Fsb	1.18
Drummond Community Bank	1.07
Prime Meridian Bank	1.04
First Federal Bank	1.00
Fnbt Bank	0.93
First National Bank Northwest Florida	0.86
Capital City Bank	0.84
Florida Capital Bank, National Association	0.83
One Florida Bank	0.79
Madison County Community Bank	0.76
Beach Bank	0.67
Pnb Community Bank	0.59
Lafayette State Bank	0.51
Bank Of Pensacola	0.32
Community State Bank	0.23
The Warrington Bank	(0.05)

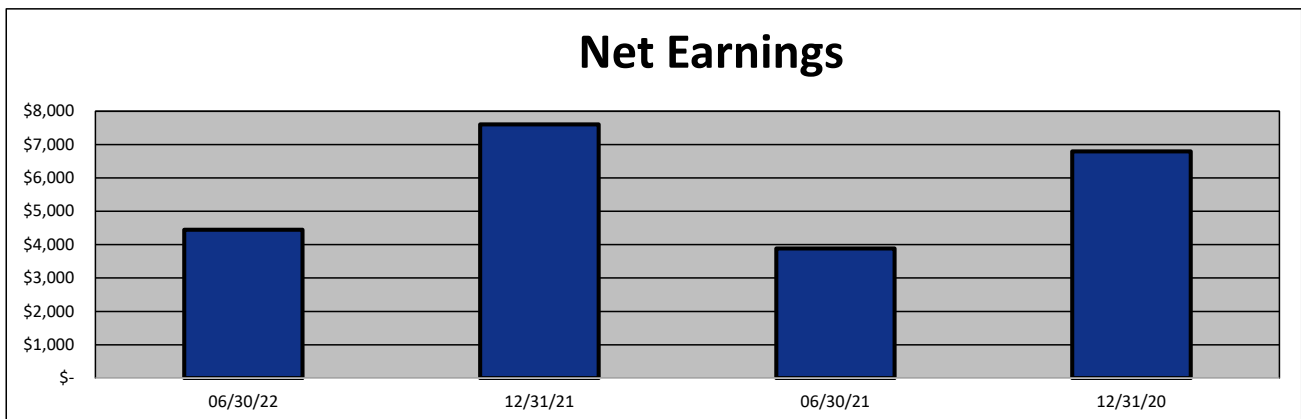
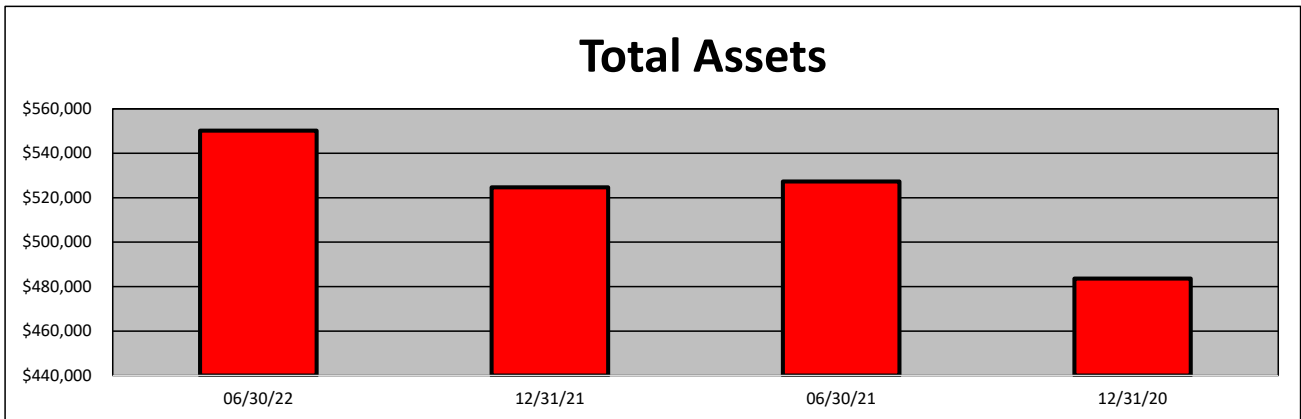
**EXECUTIVE SUMMARY - Intracoastal Bank**  
(Percentage)

Period Ending	06/30/22	12/31/21	06/30/21	12/31/20	State Avg.	Peer Avg.
<b>CAPITAL RATIOS</b>						
Equity/Assets	5.16	7.41	8.25	8.98	10.08	7.90
Leverage Ratio	8.19	7.47	8.36	8.85	10.09	9.25
Tier 1 Cap/Risk Based Assets	11.10	10.43	12.11	12.70	16.44	15.75
Risk Based Ratio	12.28	11.67	13.35	13.95	17.29	16.64
Common Equity Tier 1 Capital Ratio	11.10	10.43	12.11	12.70	16.42	15.75
<b>BALANCE SHEET RATIOS:</b>						
Loan/Deposit Ratio	59.50	61.91	58.00	68.04	64.07	59.01
Loans/Assets	56.09	56.41	52.19	58.40	52.71	50.75
Securities/Assets	25.13	26.85	25.67	18.85	17.27	27.40
<b>PROFITABILITY:</b>						
Return on Avg Assets	1.66	1.50	1.56	1.60	0.67	0.81
Return on Avg Equity	26.99	17.92	18.07	18.36	9.14	10.21
Nonint Income/Avg Assets	0.14	0.13	0.12	0.13	0.86	0.92
Net Overhead Ratio	1.60	1.69	1.70	1.48	1.91	1.62
Efficiency Ratio	50.29	53.43	53.50	46.03	225.75	70.54
Assets (per million) per Employee	13.76	12.49	12.86	12.09	9.27	8.22
<b>ASSET QUALITY:</b>						
Reserves/Loans	1.54	1.56	1.55	1.50	1.36	1.32
Nonperforming Loans/Total Loans	0.00	0.00	0.13	0.02	0.69	0.74
Nonperforming Assets/Total Assets	0.00	0.00	0.07	0.01	0.47	0.49
Adjusted Texas Ratio	0.00	0.00	0.77	0.11	3.38	4.08
<b>YIELDS &amp; COSTS:</b>						
Yield on earning assets	3.53	3.63	3.66	3.91	3.18	3.04
Cost of funds	0.21	0.34	0.39	0.59	0.42	0.30
Net interest margin	3.39	3.40	3.40	3.50	2.61	2.53
Avg Earning Assets/Avg Assets	97.42	96.21	96.44	96.18	90.17	94.25

**SELECTED FINANCIAL DATA - Intracoastal Bank**  
(Dollars in Thousands)

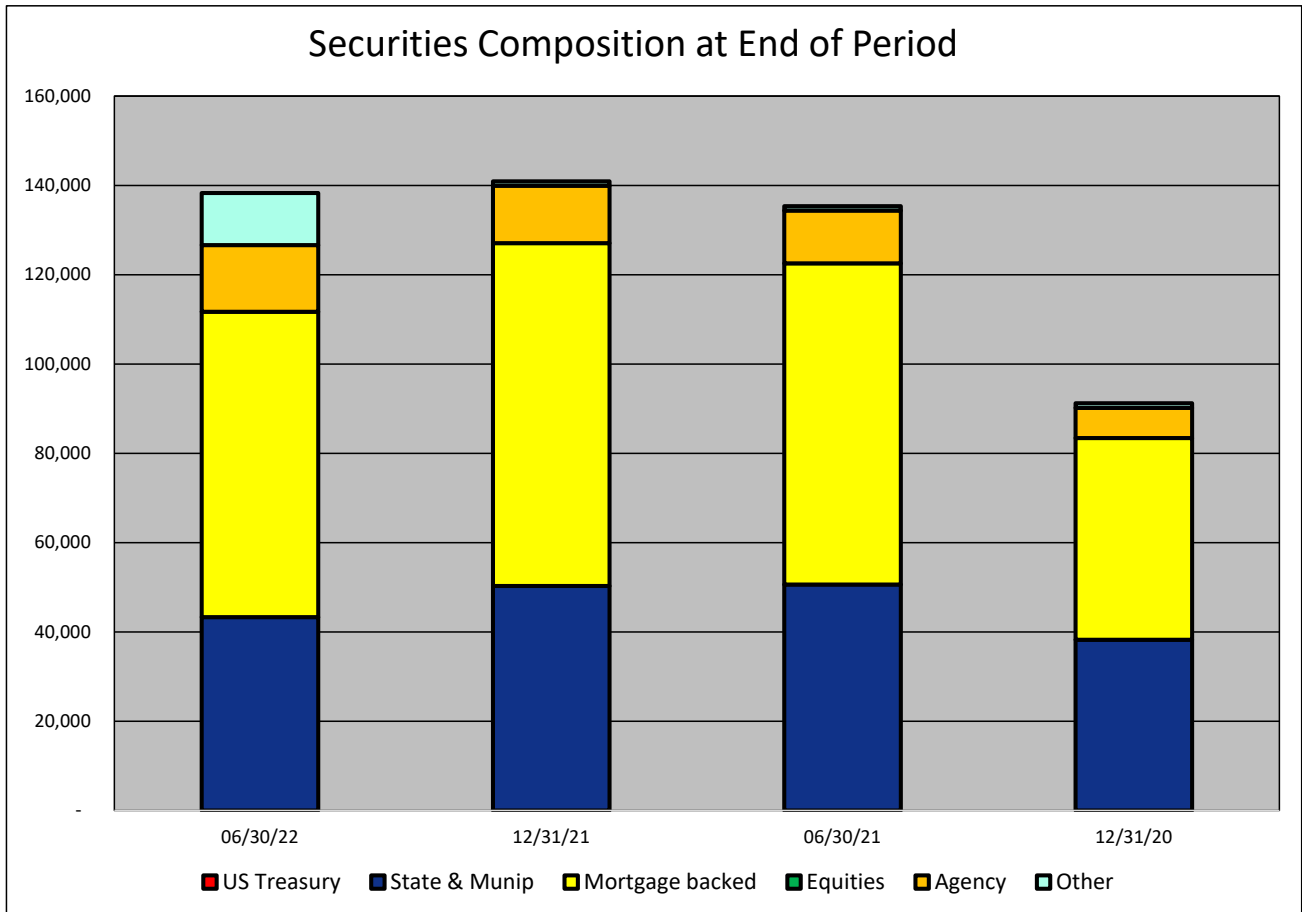
<b>As of:</b>	<b>06/30/22</b>	<b>12/31/21</b>	<b>06/30/21</b>	<b>12/31/20</b>	<b>\$ Change 12 MTHS</b>	<b>% Change 12 MTHS</b>
Total Assets	550,214	524,706	527,264	483,613	22,950	4.35
Cash and Equivalents	89,249	73,710	102,151	98,301	(12,902)	(12.63)
Securities	138,276	140,905	135,369	91,183	2,907	2.15
Loans, net	308,614	295,971	275,202	282,424	33,412	12.14
Deposit Accounts	518,673	478,105	474,506	415,074	44,167	9.31
Fed Funds & Repos	-	-	-	-	-	NA
Total Equity	28,365	38,880	43,521	43,406	(15,156)	(34.82)

<b>Period Ending</b>	<b>06/30/22</b>	<b>12/31/21</b>	<b>06/30/21</b>	<b>12/31/20</b>	<b>\$ Change 12 MTHS</b>	<b>% Change 12 MTHS</b>
Net Earnings	4,447	7,606	3,884	6,794	563	14.50
Interest Income	9,203	17,677	8,778	15,981	425	4.84
Interest Expense	356	1,098	629	1,701	(273)	(43.40)
Net Interest Income	8,847	16,579	8,149	14,280	698	8.57
Prov for Loan Loss	124	392	36	1,168	88	244.44
Noninterest income	366	654	307	536	59	19.22
Gain on Sale of Securities	-	(6)	(1)	(15)	1	(100.00)
Noninterest Expense	4,642	9,229	4,535	6,839	107	2.36
Net Operating Income	4,447	7,612	3,885	6,809	562	14.47
Income Taxes	-	-	-	-	-	NA



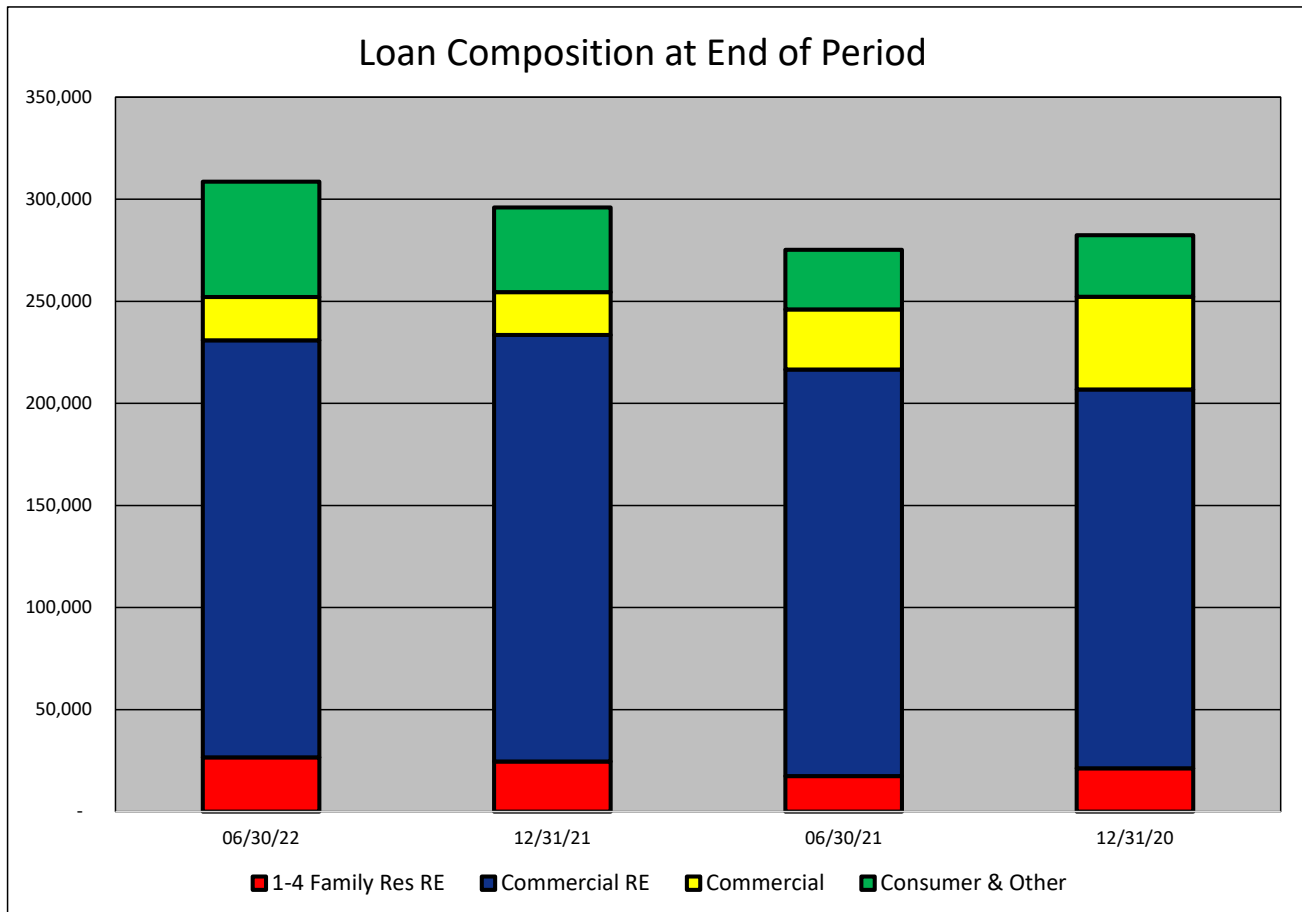
**SECURITIES COMPOSITION - Intracoastal Bank**  
(Dollars in Thousands)

As of:	06/30/22	12/31/21	06/30/21	12/31/20	\$ Change 12 MTHS	% Change 12 MTHS
<b>SECURITIES CATEGORY:</b>						
US Treasury	-	-	-	-	-	NA
State & Munip	43,322	50,297	50,620	38,223	(7,298)	(14.42)
Mortgage backed	68,394	76,760	71,908	45,197	(3,514)	(4.89)
Equities	-	-	-	-	-	NA
Agency	14,920	12,841	11,831	6,764	3,089	26.11
Other	11,640	1,007	1,010	999	10,630	1,052.48
<b>Total Securities</b>	<b>138,276</b>	<b>140,905</b>	<b>135,369</b>	<b>91,183</b>	<b>2,907</b>	<b>2.15</b>



**LOAN PORTFOLIO COMPOSITION - Intracoastal Bank**  
(Dollars in Thousands)

As of:	06/30/22	12/31/21	06/30/21	12/31/20	\$ Change 12 MTHS	% Change 12 MTHS
<b>LOAN CATEGORY:</b>						
1-4 Family Res RE	26,583	24,567	17,351	21,250	9,232	53.21
Commercial RE	204,317	208,973	199,293	185,538	5,024	2.52
Commercial	21,226	20,962	29,387	45,494	(8,161)	(27.77)
Consumer & Other	56,488	41,469	29,171	30,142	27,317	93.64
<b>Loans, Net</b>	<b>308,614</b>	<b>295,971</b>	<b>275,202</b>	<b>282,424</b>	<b>33,412</b>	<b>12.14</b>



**LOAN PORTFOLIO QUALITY - Intracoastal Bank**  
(Dollars in Thousands)

As of:	06/30/22	12/31/21	06/30/21	12/31/20	\$ Change 12 MTHS	% Change 12 MTHS
--------	----------	----------	----------	----------	----------------------	---------------------

**LOAN LOSS RESERVE ACTIVITY:**

Beginning Balance	4,629	4,237	4,237	3,069	392	9.25
Total Recoveries	-	-	-	-	-	NA
Total Charge-offs	-	-	-	-	-	NA
Provision Expense	124	392	36	1,168	88	244.44
Writedown Transfer Loans HFS	-	-	-	-	-	NA
Adjustments	-	-	-	-	-	NA
Ending Balance	4,753	4,629	4,273	4,237	480	11.23

**NON-PERFORMING ASSETS:**

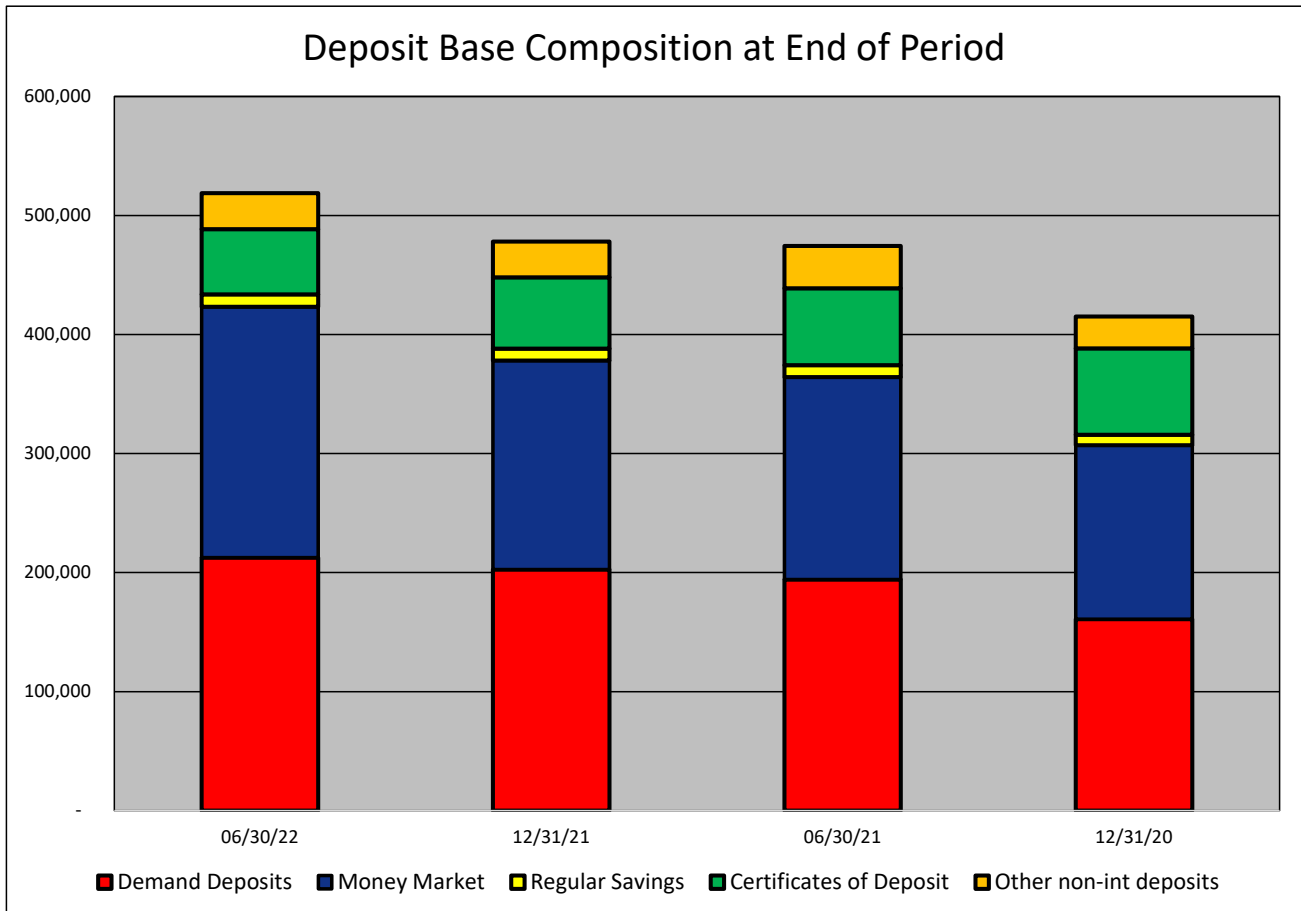
Total-90+ Days Past Due	-	-	-	54	-	NA
Total-Nonaccrual	-	-	368	-	(368)	(100.00)
Foreclosed Real Estate	-	-	-	-	-	NA
Total Non-perf Assets	-	-	368	54	(368)	(100.00)

**DEPOSIT BASE COMPOSITION - Intracoastal Bank**  
(Dollars in Thousands)

As of:	06/30/22	12/31/21	06/30/21	12/31/20	\$ Change 12 MTHS	% Change 12 MTHS
--------	----------	----------	----------	----------	----------------------	---------------------

**DEPOSIT BASE CATEGORY:**

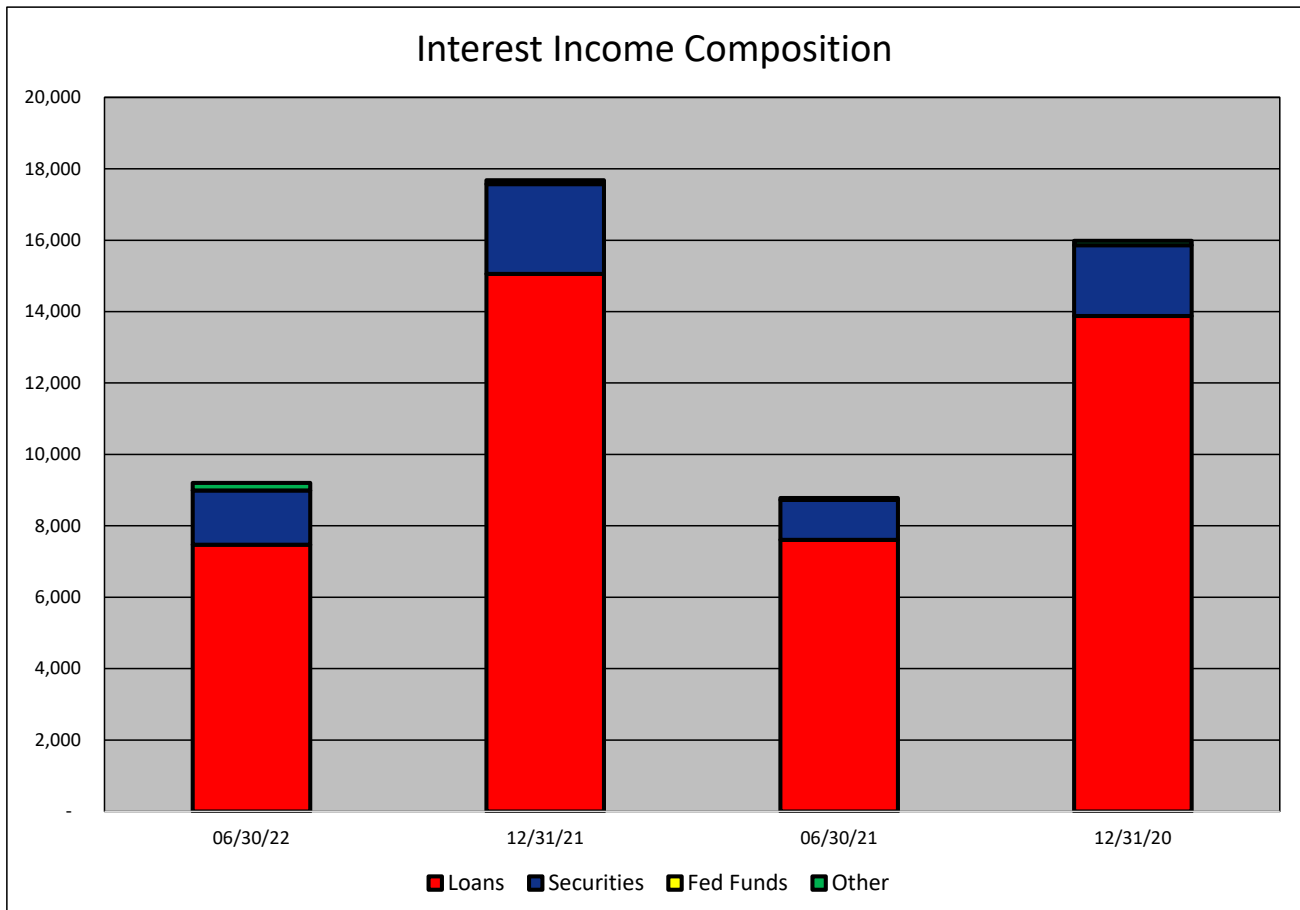
Demand Deposits	212,560	202,519	194,067	160,903	18,493	9.53
Money Market	210,724	175,680	170,174	146,014	40,550	23.83
Regular Savings	10,408	9,882	10,058	8,941	350	3.48
Certificates of Deposit	54,724	59,860	64,527	72,498	(9,803)	(15.19)
Other non-int deposits	30,257	30,164	35,680	26,718	(5,423)	(15.20)
<b>Total Deposits</b>	<b>518,673</b>	<b>478,105</b>	<b>474,506</b>	<b>415,074</b>	<b>44,167</b>	<b>9.31</b>





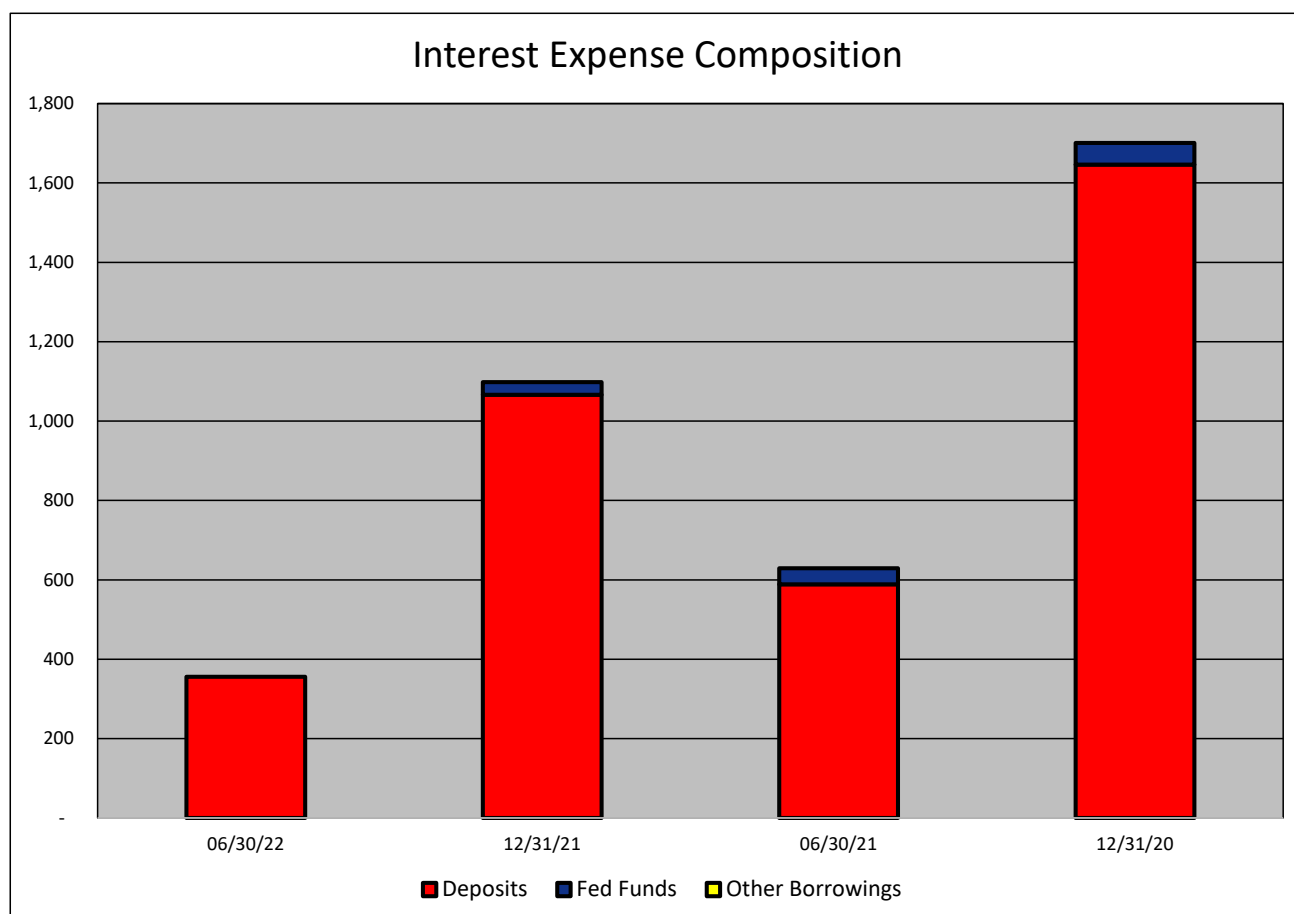
**INTEREST INCOME COMPOSITION- Intracoastal Bank**  
(Dollars in Thousands)

As of:	06/30/22	12/31/21	06/30/21	12/31/20	\$ Change 12 MTHS	% Change 12 MTHS
<b>INTEREST INCOME CATEGORY</b>						
Loans	7,471	15,056	7,606	13,879	(135)	(1.77)
Securities	1,517	2,513	1,122	1,979	395	35.20
Fed Funds	-	-	-	-	-	NA
Other	215	108	50	123	165	330.00
<b>Total Int Income</b>	<b>9,203</b>	<b>17,677</b>	<b>8,778</b>	<b>15,981</b>	<b>425</b>	<b>4.84</b>



**INTEREST EXPENSE COMPOSITION- Intracoastal Bank**  
(Dollars in Thousands)

As of:	06/30/22	12/31/21	06/30/21	12/31/20	\$ Change 12 MTHS	% Change 12 MTHS
<b>INTEREST EXPENSE CATEGORY</b>						
Deposits	356	1,066	589	1,646	(233)	(39.56)
Fed Funds	-	32	40	55	(40)	(100.00)
Other Borrowings	-	-	-	-	-	NA
<b>Total Int Expense</b>	<b>356</b>	<b>1,098</b>	<b>629</b>	<b>1,701</b>	<b>(273)</b>	<b>(43.40)</b>

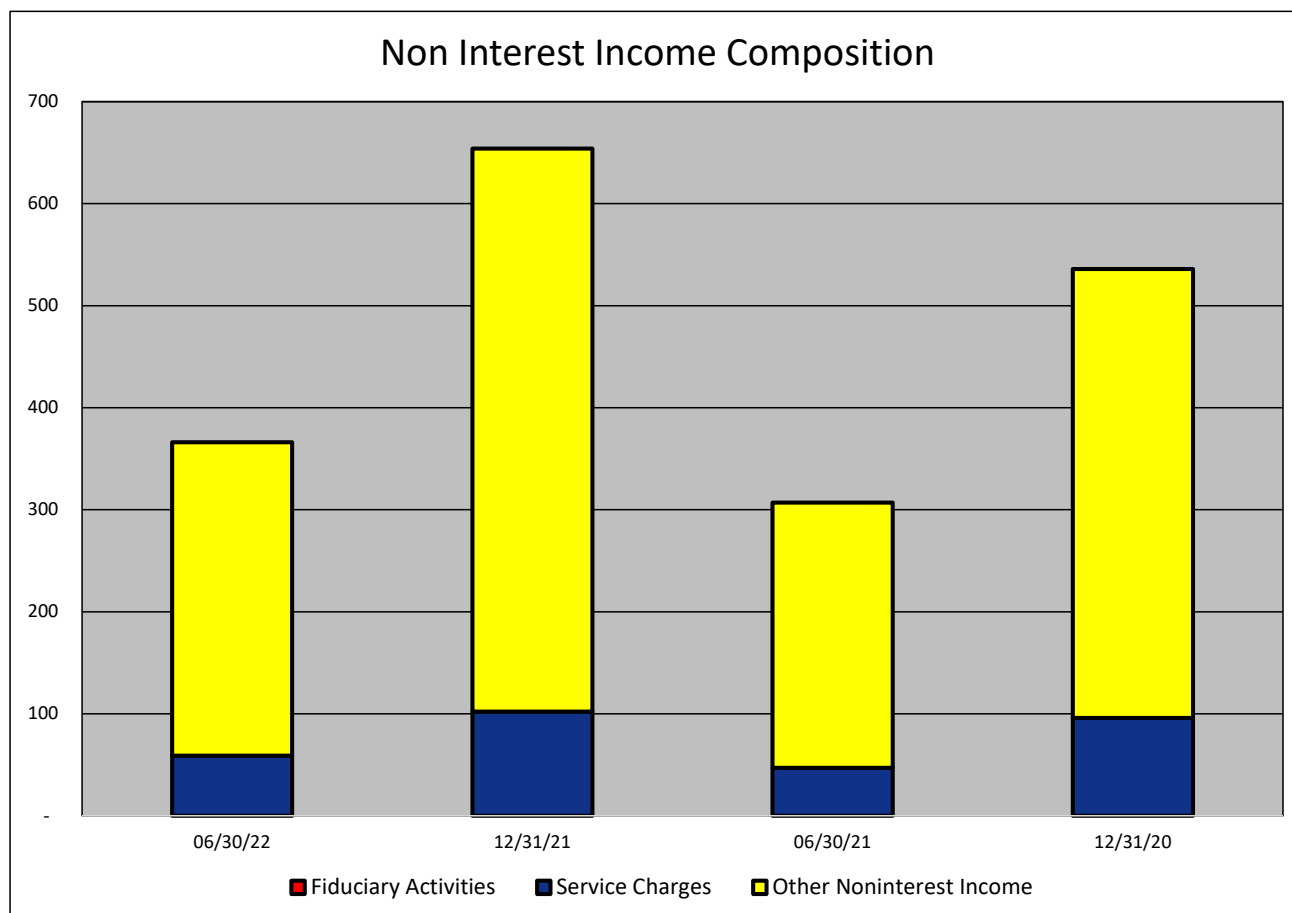


**NONINTEREST INCOME COMPOSITION- Intracoastal Bank**  
(Dollars in Thousands)

As of:	06/30/22	12/31/21	06/30/21	12/31/20	\$ Change 12 MTHS	% Change 12 MTHS
--------	----------	----------	----------	----------	----------------------	---------------------

**NONINTEREST INCOME CATEGORY**

Fiduciary Activities	-	-	-	-	-	NA
Service Charges	59	102	47	96	12	25.53
Other Noninterest Income	307	552	260	440	47	18.08
<b>Total Nonint. Income</b>	<b>366</b>	<b>654</b>	<b>307</b>	<b>536</b>	<b>59</b>	<b>19.22</b>

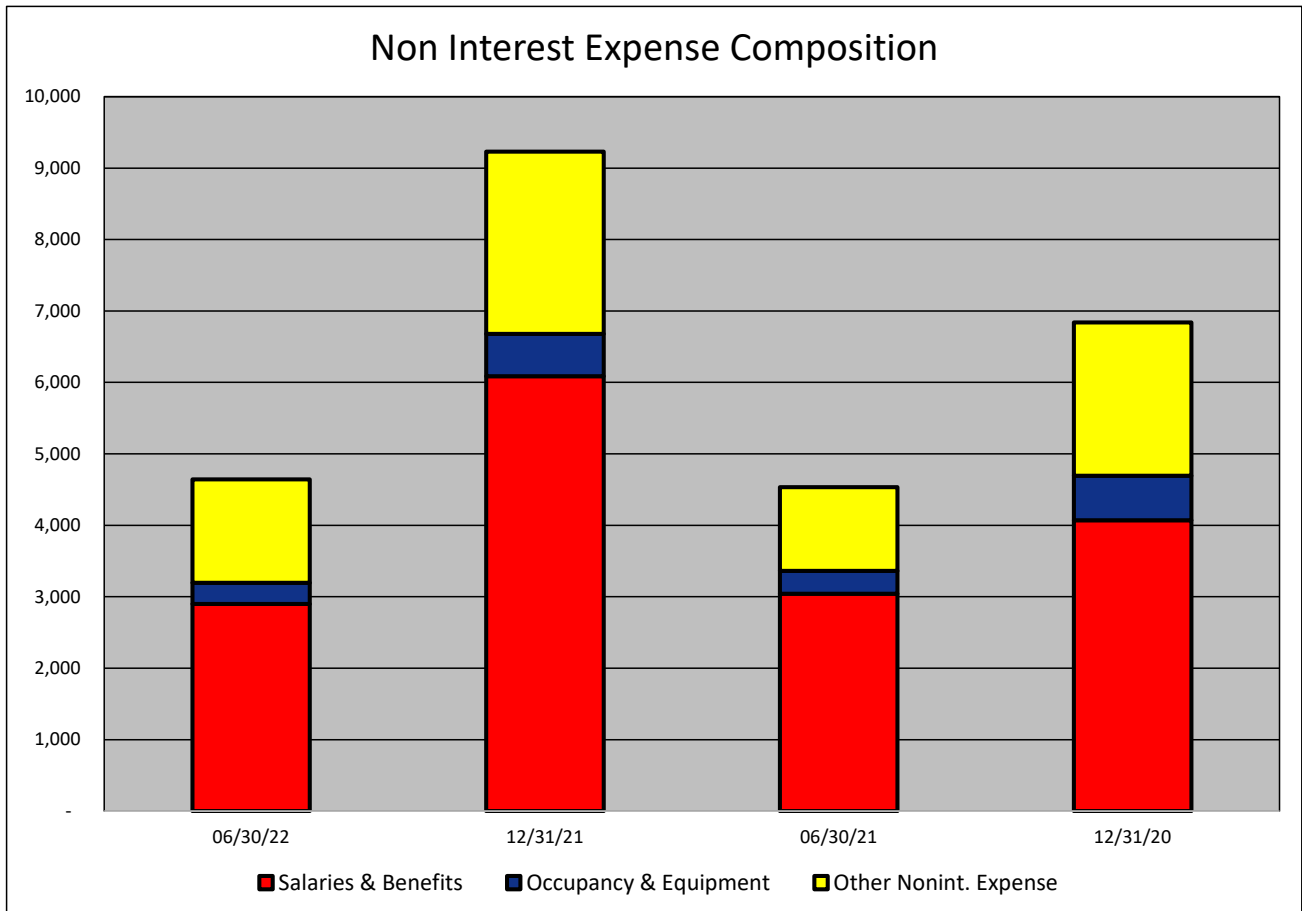


**NONINTEREST EXPENSE COMPOSITION- Intracoastal Bank**  
(Dollars in Thousands)

As of:	06/30/22	12/31/21	06/30/21	12/31/20	\$ Change 12 MTHS	% Change 12 MTHS
--------	----------	----------	----------	----------	----------------------	---------------------

**NONINTEREST EXPENSE CATEGORY**

Salaries & Benefits	2,898	6,087	3,043	4,072	(145)	(4.77)
Occupancy & Equipment	298	592	320	622	(22)	(6.88)
Other Nonint. Expense	1,446	2,550	1,172	2,145	274	23.38
<b>Total Nonint. Expense</b>	<b>4,642</b>	<b>9,229</b>	<b>4,535</b>	<b>6,839</b>	<b>107</b>	<b>2.36</b>



**PEER GROUP COMPARISONS REPORT**  
**North Florida Group**

BALANCE SHEET

Institution name	Total Assets \$000		% Change in Assets
	This Year	Last Year	
The Warrington Bank	206,970	116,409	<b>77.80</b>
One Florida Bank	1,411,301	1,090,805	<b>29.38</b>
Bank Of Pensacola	158,209	132,628	<b>19.29</b>
Prime Meridian Bank	860,735	756,537	<b>13.77</b>
Pnb Community Bank	147,662	133,018	<b>11.01</b>
Fnbt Bank	687,388	619,219	<b>11.01</b>
Drummond Community Bank	1,015,279	917,699	<b>10.63</b>
First National Bank Northwest Florida	239,376	217,274	<b>10.17</b>
First Federal Bank	3,496,824	3,175,330	<b>10.12</b>
Community State Bank	213,562	195,089	<b>9.47</b>
Madison County Community Bank	178,719	163,779	<b>9.12</b>
Capital City Bank	4,347,799	4,000,591	<b>8.68</b>
Florida Capital Bank, National Association	521,750	491,536	<b>6.15</b>
<b>Intracoastal Bank</b>	<b>550,214</b>	<b>527,264</b>	<b>4.35</b>
Beach Bank	619,248	602,207	<b>2.83</b>
Lafayette State Bank	177,104	174,322	<b>1.60</b>
Tiaa, Fsb	38,576,417	38,435,437	<b>0.37</b>
Peoples Bank Of Graceville	113,192	125,466	<b>(9.78)</b>

<b>Select Peer Average</b>	<b>2,973,431</b>	<b>2,881,923</b>	<b>12.55</b>
----------------------------	------------------	------------------	--------------

**PEER GROUP COMPARISONS REPORT**  
*North Florida Group*

BALANCE SHEET

Institution name	Total Loans \$000		% Change in Loans
	This Year	Last Year	
The Warrington Bank	41,814	25,337	<b>65.03</b>
Florida Capital Bank, National Association	428,285	298,877	<b>43.30</b>
One Florida Bank	916,282	749,197	<b>22.30</b>
Pnb Community Bank	99,886	82,233	<b>21.47</b>
Drummond Community Bank	570,917	478,307	<b>19.36</b>
Lafayette State Bank	118,000	100,815	<b>17.05</b>
Beach Bank	485,474	424,784	<b>14.29</b>
Madison County Community Bank	80,287	70,756	<b>13.47</b>
Prime Meridian Bank	554,902	490,123	<b>13.22</b>
Intracoastal Bank	308,614	275,202	<b>12.14</b>
Capital City Bank	2,262,361	2,089,483	<b>8.27</b>
Tiaa, Fsb	32,307,764	32,595,460	<b>(0.88)</b>
Fnbt Bank	188,389	204,258	<b>(7.77)</b>
Community State Bank	84,699	93,664	<b>(9.57)</b>
Bank Of Pensacola	47,167	53,277	<b>(11.47)</b>
Peoples Bank Of Graceville	34,068	43,398	<b>(21.50)</b>
First Federal Bank	990,244	1,321,487	<b>(25.07)</b>
First National Bank Northwest Florida	49,928	76,843	<b>(35.03)</b>

<b>Select Peer Average</b>	2,198,282	2,192,972	7.70
----------------------------	-----------	-----------	------

**PEER GROUP COMPARISONS REPORT**  
*North Florida Group*

**CAPITAL RATIOS**  
**For the six months June 30, 2022**

Institution name	Equity/ Assets	Leverage Ratio	Tier 1 Risk- based Ratio	Risk based Capital Ratio	Common Equity Tier 1 Capital Ratio
The Warrington Bank	14.79	<b>15.11</b>	0.00	0.00	0.00
Florida Capital Bank, National Association	12.28	<b>12.77</b>	18.83	20.05	18.83
Peoples Bank Of Graceville	2.56	<b>10.59</b>	31.98	33.06	31.98
Tiaa, Fsb	10.53	<b>10.01</b>	15.10	16.06	15.10
Beach Bank	13.43	<b>9.90</b>	11.47	12.52	11.47
Drummond Community Bank	7.00	<b>9.63</b>	0.00	0.00	0.00
First National Bank Northwest Florida	8.87	<b>9.16</b>	47.56	48.82	47.56
First Federal Bank	7.75	<b>8.90</b>	17.73	18.63	17.73
Fnbt Bank	8.28	<b>8.65</b>	23.29	24.54	23.29
Prime Meridian Bank	7.96	<b>8.61</b>	12.61	13.72	12.61
Pnb Community Bank	7.03	<b>8.60</b>	0.00	0.00	0.00
Capital City Bank	9.11	<b>8.33</b>	14.38	15.32	14.38
One Florida Bank	7.69	<b>8.30</b>	10.66	11.50	10.66
Intracoastal Bank	5.16	<b>8.19</b>	11.10	12.28	11.10
Bank Of Pensacola	8.15	<b>8.18</b>	32.99	34.23	32.99
Lafayette State Bank	4.68	<b>7.95</b>	10.33	11.25	10.33
Madison County Community Bank	3.95	<b>7.80</b>	13.79	15.04	13.79
Community State Bank	2.94	<b>5.86</b>	11.65	12.52	11.65

<b>Select Peer Average</b>	7.90	9.25	15.75	16.64	15.75
----------------------------	------	------	-------	-------	-------

**PEER GROUP COMPARISONS REPORT**  
*North Florida Group*

**BALANCE SHEET RATIOS**  
**For the six months June 30, 2022**

Institution name	Loans/ Deposits	Gross Loans/ Assets	Securities/ Assets
Tiaa, Fsb	<b>122.40</b>	83.75	11.39
Florida Capital Bank, National Association	<b>113.49</b>	82.09	3.54
Beach Bank	<b>99.83</b>	78.40	3.47
Pnb Community Bank	<b>74.03</b>	67.65	16.96
One Florida Bank	<b>70.70</b>	64.92	8.53
Prime Meridian Bank	<b>70.64</b>	64.47	16.52
Lafayette State Bank	<b>70.24</b>	66.63	20.87
Drummond Community Bank	<b>61.78</b>	56.23	35.79
Intracoastal Bank	<b>59.50</b>	56.09	25.13
Capital City Bank	<b>58.93</b>	52.03	25.81
Madison County Community Bank	<b>47.06</b>	44.92	39.55
Community State Bank	<b>41.01</b>	39.66	23.52
Bank Of Pensacola	<b>32.54</b>	29.81	48.89
First Federal Bank	<b>32.29</b>	28.32	57.86
Peoples Bank Of Graceville	<b>31.00</b>	30.10	61.40
Fnbt Bank	<b>29.98</b>	27.41	32.59
The Warrington Bank	<b>23.73</b>	20.20	58.09
First National Bank Northwest Florida	<b>22.97</b>	20.86	3.36

<b>Select Peer Average</b>	59.01	50.75	27.40
----------------------------	-------	-------	-------



**PEER GROUP COMPARISONS REPORT**  
*North Florida Group*

**PROFITABILITY RATIOS**  
**For the six months June 30, 2022**

Institution name	Avg Total Assets (\$000)	Return on Avg Assets	Return on Avg Equity
Intracoastal Bank	535,604	<b>1.66</b>	26.99
Peoples Bank Of Graceville	114,829	<b>1.27</b>	20.03
Tiaa, Fsb	37,752,782	<b>1.18</b>	11.38
Drummond Community Bank	1,027,693	<b>1.07</b>	12.74
Prime Meridian Bank	862,902	<b>1.04</b>	12.85
First Federal Bank	3,598,006	<b>1.00</b>	11.17
Fnbt Bank	649,344	<b>0.93</b>	10.92
First National Bank Northwest Florida	222,263	<b>0.86</b>	9.17
Capital City Bank	4,311,252	<b>0.84</b>	9.00
Florida Capital Bank, National Association	506,480	<b>0.83</b>	6.64
One Florida Bank	1,398,808	<b>0.79</b>	10.11
Madison County Community Bank	175,348	<b>0.76</b>	13.02
Beach Bank	613,040	<b>0.67</b>	5.00
Pnb Community Bank	149,294	<b>0.59</b>	7.66
Lafayette State Bank	174,428	<b>0.51</b>	8.29
Bank Of Pensacola	154,840	<b>0.32</b>	3.92
Community State Bank	207,160	<b>0.23</b>	5.31
The Warrington Bank	154,024	<b>(0.05)</b>	(0.38)

<b>Select Peer Average</b>	2,922,672	0.81	10.21
----------------------------	-----------	------	-------

**PEER GROUP COMPARISONS REPORT**  
*North Florida Group*

**PROFITABILITY RATIOS**  
**For the six months June 30, 2022**

Institution name	Noninterest Income/AA	Net Overhead Ratio	Efficiency Ratio	Assets (per million) per Employee
Tiaa, Fsb	1.42	0.40	<b>47.78</b>	26.66
Intracoastal Bank	0.14	1.60	<b>50.29</b>	13.76
Peoples Bank Of Graceville	0.25	1.31	<b>54.14</b>	8.09
Prime Meridian Bank	0.28	1.46	<b>54.73</b>	8.61
One Florida Bank	0.15	1.63	<b>60.34</b>	9.94
Drummond Community Bank	0.99	2.05	<b>62.71</b>	4.98
First National Bank Northwest Florida	0.52	0.95	<b>63.16</b>	7.25
Madison County Community Bank	0.55	1.65	<b>67.80</b>	6.87
Fnbt Bank	1.12	1.05	<b>70.45</b>	7.81
First Federal Bank	1.93	1.29	<b>72.00</b>	4.78
Capital City Bank	2.15	1.37	<b>75.83</b>	5.80
Bank Of Pensacola	0.18	1.18	<b>76.44</b>	14.38
Beach Bank	1.31	2.00	<b>78.52</b>	6.01
Pnb Community Bank	0.29	2.86	<b>79.79</b>	3.69
Lafayette State Bank	1.09	2.67	<b>80.87</b>	3.41
Florida Capital Bank, National Association	3.40	1.74	<b>82.44</b>	3.20
Community State Bank	0.62	2.28	<b>88.61</b>	6.28
The Warrington Bank	0.25	1.71	<b>103.78</b>	6.47

<b>Select Peer Average</b>	0.92	1.62	70.54	8.22
----------------------------	------	------	-------	------

**PEER GROUP COMPARISONS REPORT**  
*North Florida Group*

**ASSET QUALITY RATIOS**  
For the six months June 30, 2022

Institution name	Reserves/ Loans	Nonperf Loans/ Total Loans	Nonperf Assets/ Total Assets	Adjusted Texas Ratio
Bank Of Pensacola	1.04	0.00	<b>0.00</b>	0.00
First National Bank Northwest Florida	2.50	0.00	<b>0.00</b>	0.00
Intracoastal Bank	1.54	0.00	<b>0.00</b>	0.00
The Warrington Bank	1.18	0.06	<b>0.01</b>	0.08
Fnbt Bank	2.60	0.09	<b>0.02</b>	0.27
Prime Meridian Bank	1.19	0.06	<b>0.04</b>	0.46
Lafayette State Bank	1.05	0.08	<b>0.05</b>	0.97
Capital City Bank	0.94	0.14	<b>0.07</b>	0.99
One Florida Bank	1.00	0.11	<b>0.07</b>	0.85
Peoples Bank Of Graceville	1.17	0.37	<b>0.11</b>	3.85
Drummond Community Bank	1.77	0.13	<b>0.13</b>	1.66
Madison County Community Bank	1.89	0.31	<b>0.14</b>	2.89
Florida Capital Bank, National Association	0.98	0.59	<b>0.49</b>	0.82
Pnb Community Bank	0.94	1.08	<b>0.73</b>	9.54
Community State Bank	1.08	2.47	<b>0.99</b>	30.97
First Federal Bank	1.04	3.64	<b>1.03</b>	1.32
Beach Bank	1.13	0.04	<b>1.50</b>	10.49
Tiaa, Fsb	0.74	4.17	<b>3.50</b>	8.31

<b>Select Peer Average</b>	1.32	0.74	0.49	4.08
----------------------------	------	------	------	------

**PEER GROUP COMPARISONS REPORT**  
*North Florida Group*

**STATEMENT OF CONDITION (% OF ASSETS)**  
**For the six months June 30, 2022**

Institution name	Cash & Nointerest bearing Deps	Interest- bearing Bal	Fed Funds Sold & Repos	Held to Maturity Secs	Available for Sale Secs
Pnb Community Bank	<b>3.93</b>	1.57	7.33	0.00	16.96
Bank Of Pensacola	<b>3.46</b>	16.99	0.00	48.89	0.00
Community State Bank	<b>2.47</b>	29.87	0.13	0.00	23.52
Drummond Community Bank	<b>2.38</b>	1.34	0.00	0.48	35.31
Capital City Bank	<b>2.10</b>	13.88	0.00	12.15	13.66
Lafayette State Bank	<b>1.95</b>	4.14	0.69	0.00	20.87
The Warrington Bank	<b>1.74</b>	19.11	0.00	53.03	5.06
One Florida Bank	<b>1.59</b>	23.93	0.00	0.00	8.53
Prime Meridian Bank	<b>1.48</b>	12.19	1.92	1.02	15.50
Madison County Community Bank	<b>1.39</b>	8.50	0.00	0.00	39.55
<b>Intracoastal Bank</b>	<b>1.10</b>	<b>15.12</b>	<b>0.00</b>	<b>0.00</b>	<b>25.13</b>
Florida Capital Bank, National Association	<b>1.05</b>	8.52	0.00	0.00	3.54
Peoples Bank Of Graceville	<b>0.96</b>	6.96	0.00	0.00	61.23
First Federal Bank	<b>0.88</b>	2.25	0.00	0.00	57.85
First National Bank Northwest Florida	<b>0.66</b>	74.83	0.00	1.87	1.41
Beach Bank	<b>0.56</b>	6.28	0.00	0.00	3.47
Fnbt Bank	<b>0.47</b>	37.36	0.00	32.01	0.57
Tiaa, Fsb	<b>0.10</b>	2.27	0.00	0.12	11.24

<b>Select Peer Average</b>	<b>1.57</b>	<b>15.84</b>	<b>0.56</b>	<b>8.31</b>	<b>19.08</b>
----------------------------	-------------	--------------	-------------	-------------	--------------

**PEER GROUP COMPARISONS REPORT**  
*North Florida Group*

**STATEMENT OF CONDITION (% OF ASSETS)**  
For the six months June 30, 2022

Institution name	Net Loans & Leases	Premises & Fixed Assets	Total Real Estate Owned	Intangible Assets
Tiaa, Fsb	<b>83.13</b>	0.08	0.01	0.81
Beach Bank	<b>77.29</b>	2.57	1.47	0.07
Pnb Community Bank	<b>67.01</b>	1.96	0.00	0.00
Lafayette State Bank	<b>65.93</b>	3.04	0.00	0.00
One Florida Bank	<b>64.24</b>	0.78	0.00	0.00
Florida Capital Bank, National Association	<b>62.91</b>	0.43	0.00	0.05
Prime Meridian Bank	<b>62.45</b>	1.27	0.00	0.00
<b>Intracoastal Bank</b>	<b>55.23</b>	<b>1.06</b>	<b>0.00</b>	<b>0.00</b>
Drummond Community Bank	<b>52.21</b>	2.51	0.06	0.08
Capital City Bank	<b>50.42</b>	2.17	0.00	2.17
Madison County Community Bank	<b>44.07</b>	2.43	0.00	0.00
Community State Bank	<b>39.23</b>	1.82	0.01	0.17
Peoples Bank Of Graceville	<b>29.74</b>	0.09	0.00	0.00
Bank Of Pensacola	<b>29.50</b>	0.73	0.00	0.00
Fnbt Bank	<b>26.32</b>	2.03	0.00	0.00
First Federal Bank	<b>25.93</b>	1.16	0.00	5.52
First National Bank Northwest Florida	<b>20.34</b>	0.48	0.00	0.01
The Warrington Bank	<b>19.96</b>	0.61	0.00	0.00

<b>Select Peer Average</b>	<b>48.66</b>	<b>1.40</b>	<b>0.09</b>	<b>0.49</b>
----------------------------	--------------	-------------	-------------	-------------

**PEER GROUP COMPARISONS REPORT**  
*North Florida Group*

**STATEMENT OF CONDITION (% OF TOTAL FUNDING SOURCES)**  
**For the six months June 30, 2022**

Institution name	Non Interest Bearing Deps	Interest Bearing Deps	Total Deps	Total Fed Funds & Repos	Other Borrowed Money
Drummond Community Bank	<b>49.79</b>	49.04	98.82	0.00	1.18
Bank Of Pensacola	<b>45.98</b>	54.02	100.00	0.00	0.00
Capital City Bank	<b>45.90</b>	52.76	98.66	0.10	1.25
Community State Bank	<b>45.22</b>	54.78	100.00	0.00	0.00
Lafayette State Bank	<b>44.38</b>	55.62	100.00	0.00	0.00
Florida Capital Bank, National Association	<b>38.28</b>	45.06	83.33	0.00	16.67
One Florida Bank	<b>35.41</b>	64.46	99.87	0.00	0.13
Pnb Community Bank	<b>30.27</b>	69.73	100.00	0.00	0.00
Intracoastal Bank	<b>29.87</b>	70.13	100.00	0.00	0.00
The Warrington Bank	<b>28.97</b>	71.03	100.00	0.00	0.00
First National Bank Northwest Florida	<b>27.89</b>	72.11	100.00	0.00	0.00
Beach Bank	<b>26.93</b>	65.67	92.60	0.00	7.40
Peoples Bank Of Graceville	<b>26.91</b>	73.09	100.00	0.00	0.00
Prime Meridian Bank	<b>26.82</b>	72.76	99.58	0.00	0.42
Madison County Community Bank	<b>24.53</b>	75.47	100.00	0.00	0.00
First Federal Bank	<b>7.19</b>	89.45	96.64	0.00	3.36
Fnbt Bank	<b>3.48</b>	96.52	100.00	0.00	0.00
Tiaa, Fsb	<b>2.76</b>	75.07	77.82	0.00	22.18

<b>Select Peer Average</b>	30.03	67.04	97.07	0.01	2.92
----------------------------	-------	-------	-------	------	------

**PEER GROUP COMPARISONS REPORT**  
*North Florida Group*

**YIELDS, COSTS & SPREADS - ASSET YIELDS**  
For the six months June 30, 2022

Institution name	Yield on Earning Assets	Cost of Funds	Net Interest Margin	Avg Earning Assets/AA
Drummond Community Bank	4.08	0.07	<b>4.02</b>	94.44
Pnb Community Bank	3.86	0.06	<b>3.82</b>	95.56
Lafayette State Bank	3.93	0.34	<b>3.74</b>	94.08
Intracoastal Bank	3.53	0.21	<b>3.39</b>	97.42
Beach Bank	3.62	0.52	<b>3.25</b>	89.60
Community State Bank	3.21	0.13	<b>3.12</b>	83.28
Prime Meridian Bank	3.20	0.30	<b>3.00</b>	96.88
Florida Capital Bank, National Association	3.22	0.56	<b>2.96</b>	95.91
One Florida Bank	3.13	0.35	<b>2.90</b>	96.45
First Federal Bank	2.90	0.21	<b>2.74</b>	91.29
Madison County Community Bank	3.10	0.51	<b>2.71</b>	96.37
Capital City Bank	2.77	0.07	<b>2.71</b>	91.79
Peoples Bank Of Graceville	2.98	0.51	<b>2.63</b>	98.67
Tiaa, Fsb	3.08	0.79	<b>2.40</b>	99.44
Fnbt Bank	2.45	0.18	<b>2.27</b>	86.23
First National Bank Northwest Florida	1.98	0.07	<b>1.92</b>	94.14
The Warrington Bank	1.73	0.09	<b>1.68</b>	97.76
Bank Of Pensacola	1.91	0.51	<b>1.64</b>	97.25
<b>Select Peer Average</b>	3.04	0.30	2.53	94.25