

# Interamerican Bank, A Fsb

Miami, FL

Established

8/23/1976

## Florida Bank and Thrift Performance Report

### Table of Contents

<b>Title</b>	<b>Page</b>
PEER GROUP POSITION	1
EXECUTIVE SUMMARY	2
SELECTED FINANCIAL DATA	3
SECURITIES COMPOSITION	4
LOAN PORTFOLIO COMPOSITION	5
LOAN PORTFOLIO QUALITY	6
DEPOSIT BASE COMPOSITION	7
INTEREST INCOME COMPOSITION	8
INTEREST EXPENSE COMPOSITION	9
NONINTEREST INCOME COMPOSITION	10
NONINTEREST EXPENSE COMPOSITION	11
PEER GROUP COMPARISONS REPORT	12-22

---

#### FLORIDA BANKING TEAM

Ed Hacker, Robert Brink, Ted Hacker, Steve Kania, David Ajvazi, Michael Squitieri, Erica Hines, Sacha Widmaier, Kristen Moroso, Anthony Hagbartsen, Matthew Hanley, Aaron Hintz, Adela Mendez, Jordan Augustyniak, Madeline Bogumil, Natalie Filippone, Lauren Klindt, Phillip Berdeguer, Andrew Joyce, Dylan Frayne, Mai Tran, Meranda Joseph, Patricia Romero

Information contained herein was obtained from FIS is believed to be reliable however, accuracy is not guaranteed and all peer and state averages are simple averages.

**PEER GROUP POSITION**  
**For the**  
**South Florida Group**

**For the three months ended March 31, 2022**

Institution name	Total Assets (\$'000's)
Bankunited, National Association	36,202,653
City National Bank Of Florida	22,101,038
Amerant Bank, National Association	7,769,927
Ocean Bank	5,367,008
Bradesco Bac Florida Bank	2,907,288
Professional Bank	2,866,210
Banesco Usa	2,417,106
U. S. Century Bank	1,967,252
First State Bank Of The Florida Keys	1,300,198
Grove Bank & Trust	1,219,973
Helm Bank Usa	1,181,139
Pacific National Bank	1,088,352
Apollo Bank	1,067,194
The First National Bank Of South Miami	1,057,779
Banco Do Brasil Americas	1,017,077
International Finance Bank	949,328
Terrabank, National Association	656,532
Sunstate Bank	512,230
Intercredit Bank, National Association	471,447
Interamerican Bank, A Fsb	273,648
Eastern National Bank	259,773
Gulf Atlantic Bank	87,808
Plus International Bank	78,752

Institution name	Return on Avg Assets (%)
City National Bank Of Florida	1.15
First State Bank Of The Florida Keys	1.06
U. S. Century Bank	1.01
Bankunited, National Association	0.97
Apollo Bank	0.91
Amerant Bank, National Association	0.88
Ocean Bank	0.87
International Finance Bank	0.78
Bradesco Bac Florida Bank	0.74
Banesco Usa	0.72
Plus International Bank	0.72
Pacific National Bank	0.66
Helm Bank Usa	0.54
Sunstate Bank	0.45
Professional Bank	0.43
Banco Do Brasil Americas	0.34
Intercredit Bank, National Association	0.31
The First National Bank Of South Miami	0.24
Terrabank, National Association	0.22
Interamerican Bank, A Fsb	0.17
Grove Bank & Trust	0.15
Eastern National Bank	(1.14)
Gulf Atlantic Bank	(1.41)

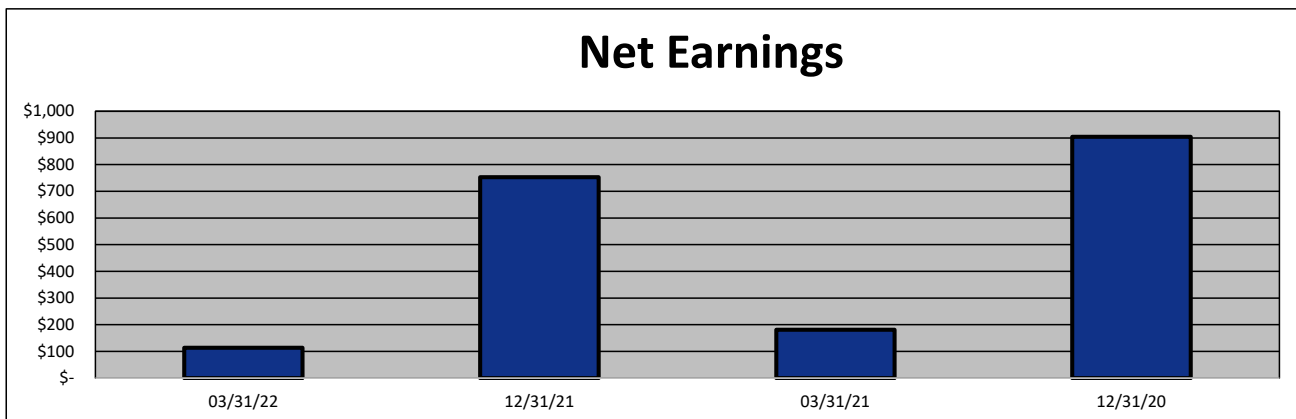
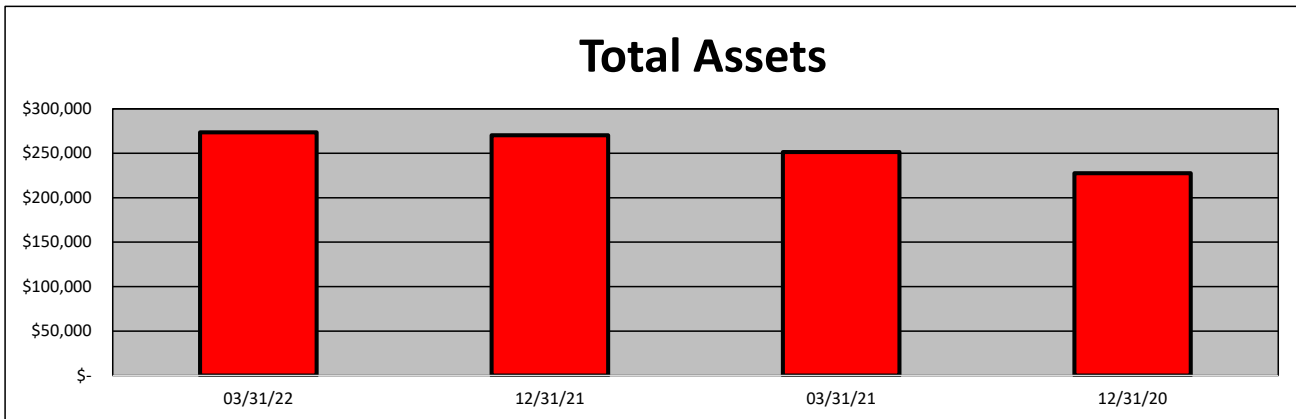
**EXECUTIVE SUMMARY - Interamerican Bank, A FSB**  
(Percentage)

Period Ending	03/31/22	12/31/21	03/31/21	12/31/20	State Avg.	Peer Avg.
<b>CAPITAL RATIOS</b>						
Equity/Assets	10.87	10.97	11.56	12.70	9.41	9.07
Leverage Ratio	10.96	11.16	12.13	12.59	9.61	9.63
Tier 1 Cap/Risk Based Assets	20.42	20.27	19.21	19.12	12.53	15.54
Risk Based Ratio	21.70	21.54	20.48	20.39	13.38	16.60
Common Equity Tier 1 Capital Ratio	20.42	20.27	19.21	19.12	12.50	15.54
<b>BALANCE SHEET RATIOS:</b>						
Loan/Deposit Ratio	67.21	68.86	76.55	88.04	68.26	69.98
Loans/Assets	59.35	60.76	67.03	76.02	55.23	59.95
Securities/Assets	0.00	0.00	0.00	0.00	16.80	18.03
<b>PROFITABILITY:</b>						
Return on Avg Assets	0.17	0.29	0.30	0.42	0.84	0.47
Return on Avg Equity	1.54	2.57	2.50	3.18	9.50	5.14
Nonint Income/Avg Assets	0.20	0.44	0.59	0.33	0.87	0.44
Net Overhead Ratio	2.78	2.68	2.70	3.28	1.77	2.12
Efficiency Ratio	106.70	92.22	90.75	90.27	68.65	82.17
Assets (per million) per Employee	3.80	3.75	3.45	3.30	9.09	9.99
<b>ASSET QUALITY:</b>						
Reserves/Loans	2.90	3.00	2.81	2.73	1.34	1.32
Nonperforming Loans/Total Loans	2.02	2.05	2.78	2.95	0.74	0.71
Nonperforming Assets/Total Assets	1.20	1.24	2.01	2.56	0.53	0.45
Adjusted Texas Ratio	9.52	9.72	14.95	17.35	4.05	3.60
<b>YIELDS &amp; COSTS:</b>						
Yield on earning assets	2.79	3.24	3.44	4.14	3.30	3.16
Cost of funds	0.32	0.38	0.49	0.69	0.46	0.39
Net interest margin	2.58	2.98	3.11	3.68	2.64	2.74
Avg Earning Assets/Avg Assets	100.58	98.68	97.82	99.50	90.01	93.46

**SELECTED FINANCIAL DATA - Interamerican Bank, A FSB**  
(Dollars in Thousands)

<b>As of:</b>	<b>03/31/22</b>	<b>12/31/21</b>	<b>03/31/21</b>	<b>12/31/20</b>	<b>\$ Change 12 MTHS</b>	<b>% Change 12 MTHS</b>
Total Assets	273,648	270,351	251,498	227,519	22,150	8.81
Cash and Equivalents	110,291	104,714	81,465	52,449	28,826	35.38
Securities	4	6	8	10	(4)	(50.00)
Loans, net	162,407	164,269	168,577	172,959	(6,170)	(3.66)
Deposit Accounts	241,634	238,557	220,229	196,444	21,405	9.72
Fed Funds & Repos	-	-	-	-	-	NA
Total Equity	29,759	29,646	29,074	28,893	685	2.36

<b>Period Ending</b>	<b>03/31/22</b>	<b>12/31/21</b>	<b>03/31/21</b>	<b>12/31/20</b>	<b>\$ Change 12 MTHS</b>	<b>% Change 12 MTHS</b>
Net Earnings	114	753	181	904	(67)	(37.02)
Interest Income	1,908	8,185	2,019	8,859	(111)	(5.50)
Interest Expense	149	664	199	982	(50)	(25.13)
Net Interest Income	1,759	7,521	1,820	7,877	(61)	(3.35)
Prov for Loan Loss	(240)	(250)	-	(96)	(240)	NA
Noninterest income	136	1,133	352	701	(216)	(61.36)
Gain on Sale of Securities	-	-	-	-	-	NA
Noninterest Expense	2,022	7,981	1,971	7,743	51	2.59
Net Operating Income	113	923	201	931	(88)	(43.78)
Income Taxes	(1)	170	20	27	(21)	(105.00)

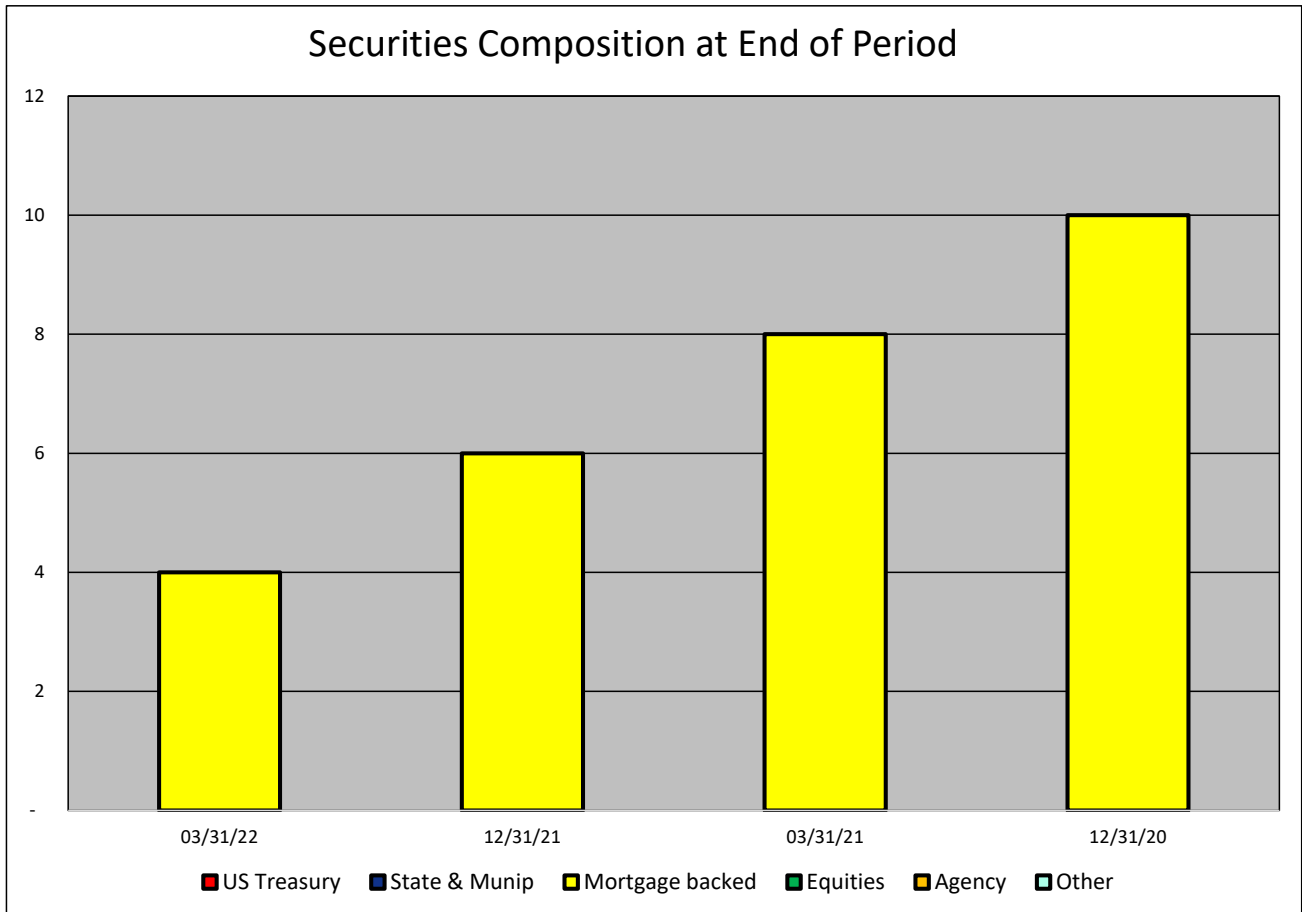


**SECURITIES COMPOSITION - Interamerican Bank, A FSB**  
(Dollars in Thousands)

As of:	03/31/22	12/31/21	03/31/21	12/31/20	\$ Change 12 MTHS	% Change 12 MTHS
--------	----------	----------	----------	----------	----------------------	---------------------

**SECURITIES CATEGORY:**

US Treasury	-	-	-	-	-	NA
State & Munip	-	-	-	-	-	NA
Mortgage backed	4	6	8	10	(4)	(50.00)
Equities	-	-	-	-	-	NA
Agency	-	-	-	-	-	NA
Other	-	-	-	-	-	NA
<b>Total Securities</b>	<b>4</b>	<b>6</b>	<b>8</b>	<b>10</b>	<b>(4)</b>	<b>(50.00)</b>

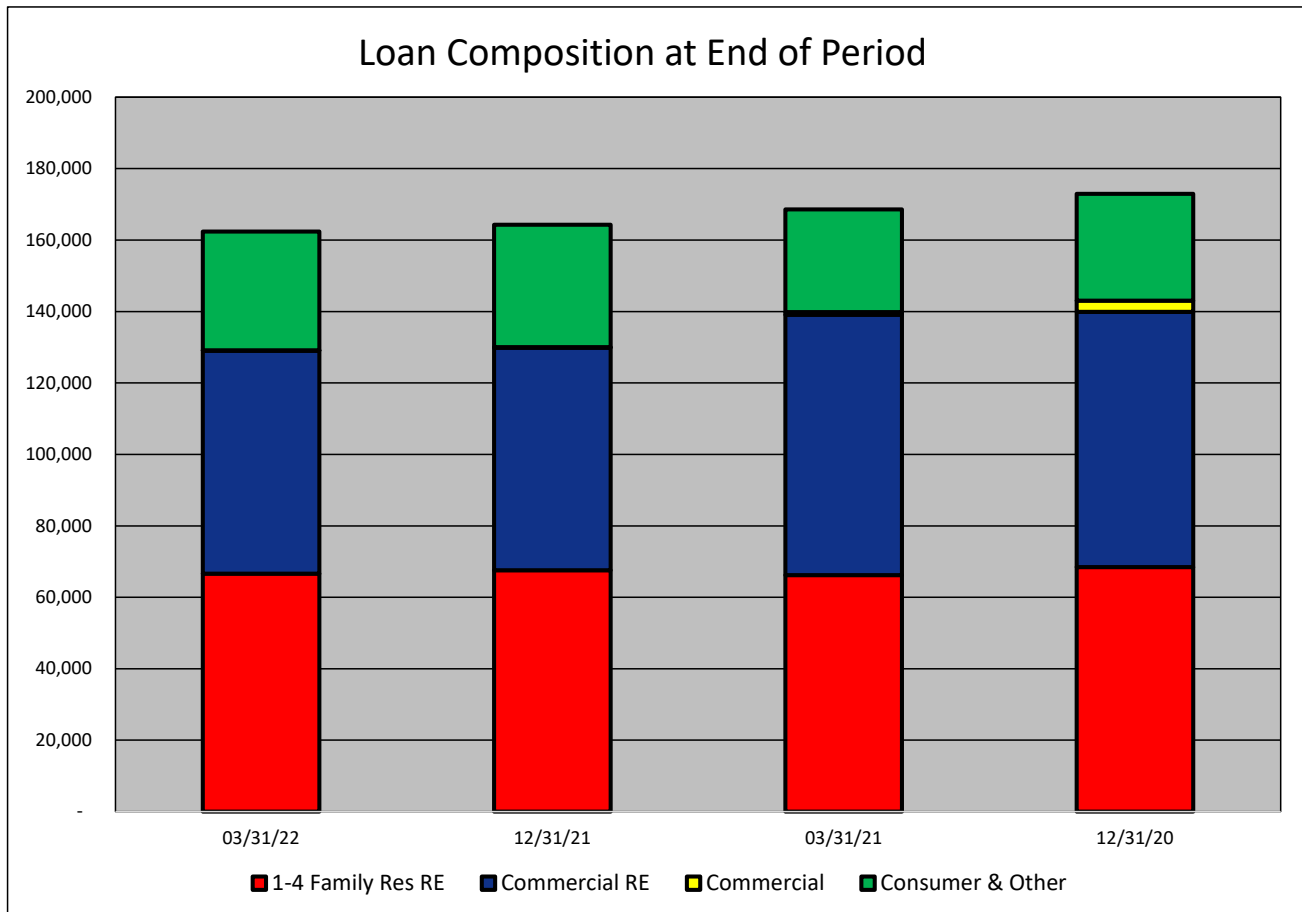


**LOAN PORTFOLIO COMPOSITION - Interamerican Bank, A FSB**  
(Dollars in Thousands)

As of:	03/31/22	12/31/21	03/31/21	12/31/20	\$ Change 12 MTHS	% Change 12 MTHS
--------	----------	----------	----------	----------	----------------------	---------------------

**LOAN CATEGORY:**

1-4 Family Res RE	66,584	67,599	66,200	68,437	384	0.58
Commercial RE	62,470	62,331	72,891	71,442	(10,421)	(14.30)
Commercial	81	124	785	3,146	(704)	(89.68)
Consumer & Other	33,272	34,215	28,701	29,934	4,571	15.93
<b>Loans, Net</b>	<b>162,407</b>	<b>164,269</b>	<b>168,577</b>	<b>172,959</b>	<b>(6,170)</b>	<b>(3.66)</b>



**LOAN PORTFOLIO QUALITY - Interamerican Bank, A FSB**  
(Dollars in Thousands)

As of:	03/31/22	12/31/21	03/31/21	12/31/20	\$ Change 12 MTHS	% Change 12 MTHS
--------	----------	----------	----------	----------	----------------------	---------------------

**LOAN LOSS RESERVE ACTIVITY:**

Beginning Balance	4,921	4,725	4,725	4,630	196	4.15
Total Recoveries	21	446	7	191	14	200.00
Total Charge-offs	-	-	-	-	-	NA
Provision Expense	(240)	(250)	-	(96)	(240)	NA
Writedown Transfer Loans HFS	-	-	-	-	-	NA
Adjustments	-	-	-	-	-	NA
Ending Balance	<u>4,702</u>	<u>4,921</u>	<u>4,732</u>	<u>4,725</u>	<u>(30)</u>	<u>(0.63)</u>

**NON-PERFORMING ASSETS:**

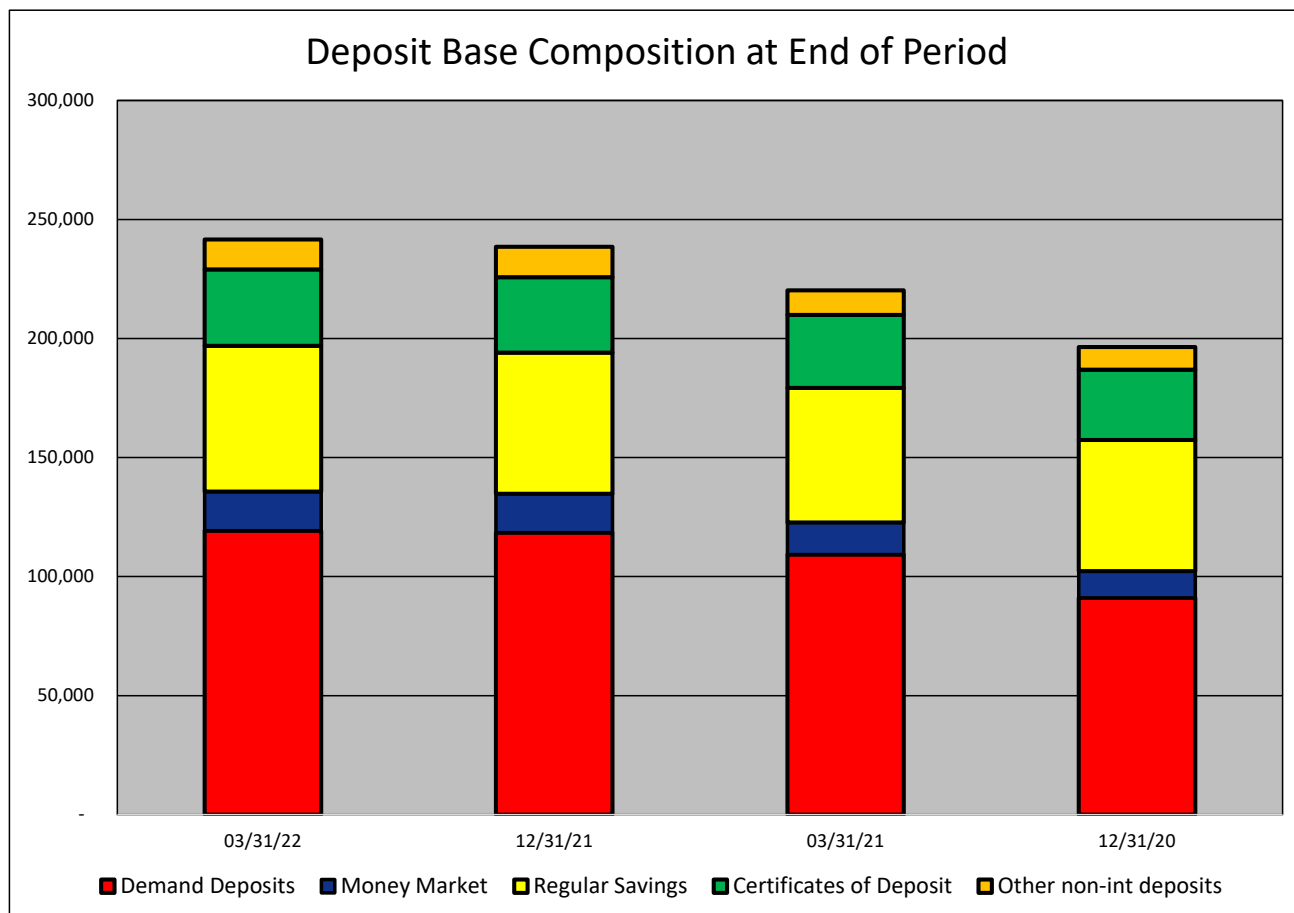
Total-90+ Days Past Due	-	-	-	-	-	NA
Total-Nonaccrual	3,279	3,360	4,683	5,103	(1,404)	(29.98)
Foreclosed Real Estate	-	-	371	729	(371)	(100.00)
Total Non-perf Assets	<u>3,279</u>	<u>3,360</u>	<u>5,054</u>	<u>5,832</u>	<u>(1,775)</u>	<u>(35.12)</u>

**DEPOSIT BASE COMPOSITION - Interamerican Bank, A FSB**  
(Dollars in Thousands)

As of:	03/31/22	12/31/21	03/31/21	12/31/20	\$ Change 12 MTHS	% Change 12 MTHS
--------	----------	----------	----------	----------	----------------------	---------------------

**DEPOSIT BASE CATEGORY:**

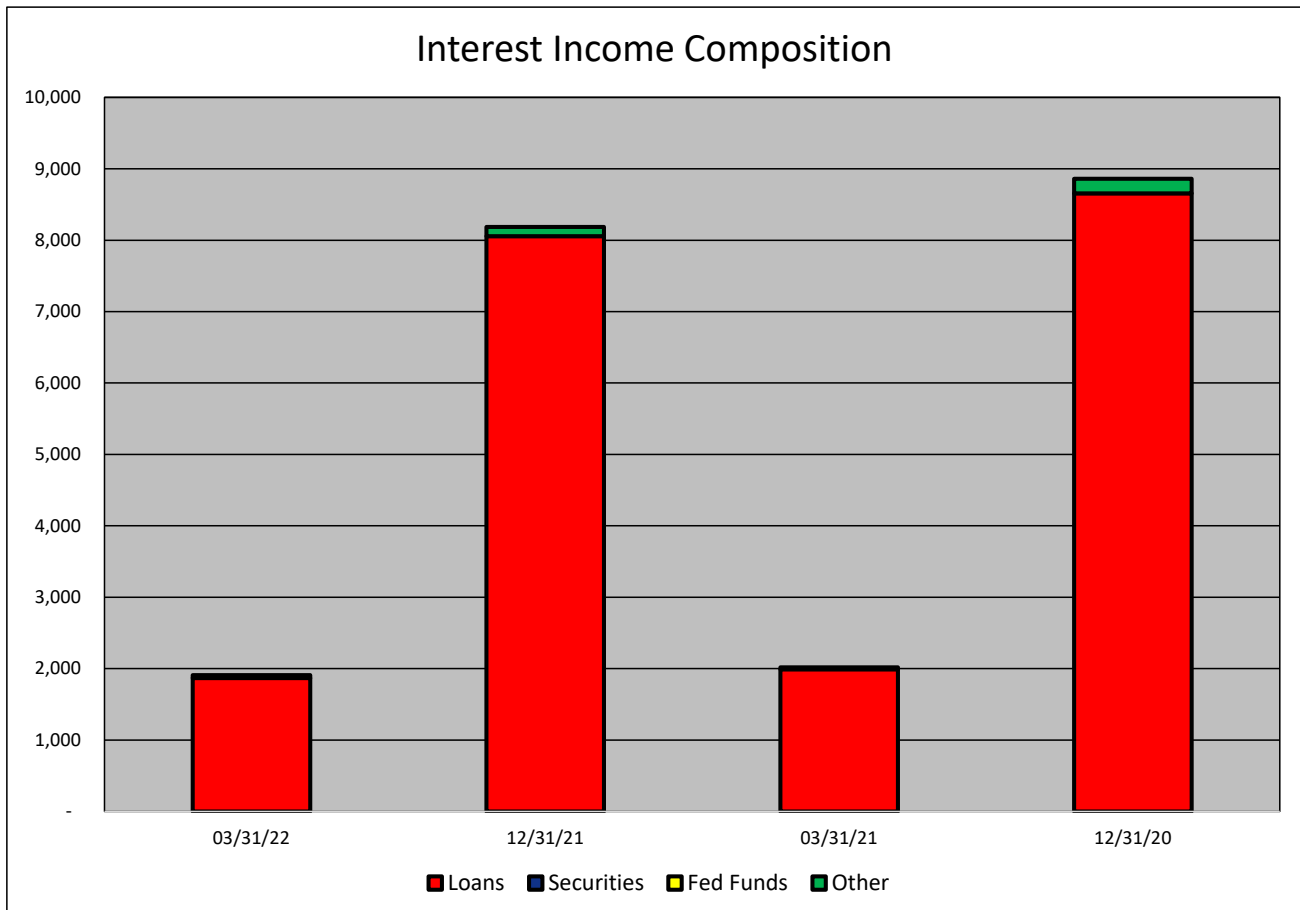
Demand Deposits	119,208	118,394	109,220	91,017	9,988	9.14
Money Market	16,496	16,426	13,457	11,246	3,039	22.58
Regular Savings	61,210	59,232	56,596	55,069	4,614	8.15
Certificates of Deposit	32,146	31,737	30,597	29,630	1,549	5.06
Other non-int deposits	12,574	12,768	10,359	9,482	2,215	21.38
<b>Total Deposits</b>	<b>241,634</b>	<b>238,557</b>	<b>220,229</b>	<b>196,444</b>	<b>21,405</b>	<b>9.72</b>





**INTEREST INCOME COMPOSITION- Interamerican Bank, A FSB**  
(Dollars in Thousands)

As of:	03/31/22	12/31/21	03/31/21	12/31/20	\$ Change 12 MTHS	% Change 12 MTHS
<b>INTEREST INCOME CATEGORY</b>						
Loans	1,867	8,056	1,992	8,655	(125)	(6.28)
Securities	-	-	-	-	-	NA
Fed Funds	-	-	-	-	-	NA
Other	41	129	27	204	14	51.85
<b>Total Int Income</b>	<b>1,908</b>	<b>8,185</b>	<b>2,019</b>	<b>8,859</b>	<b>(111)</b>	<b>(5.50)</b>

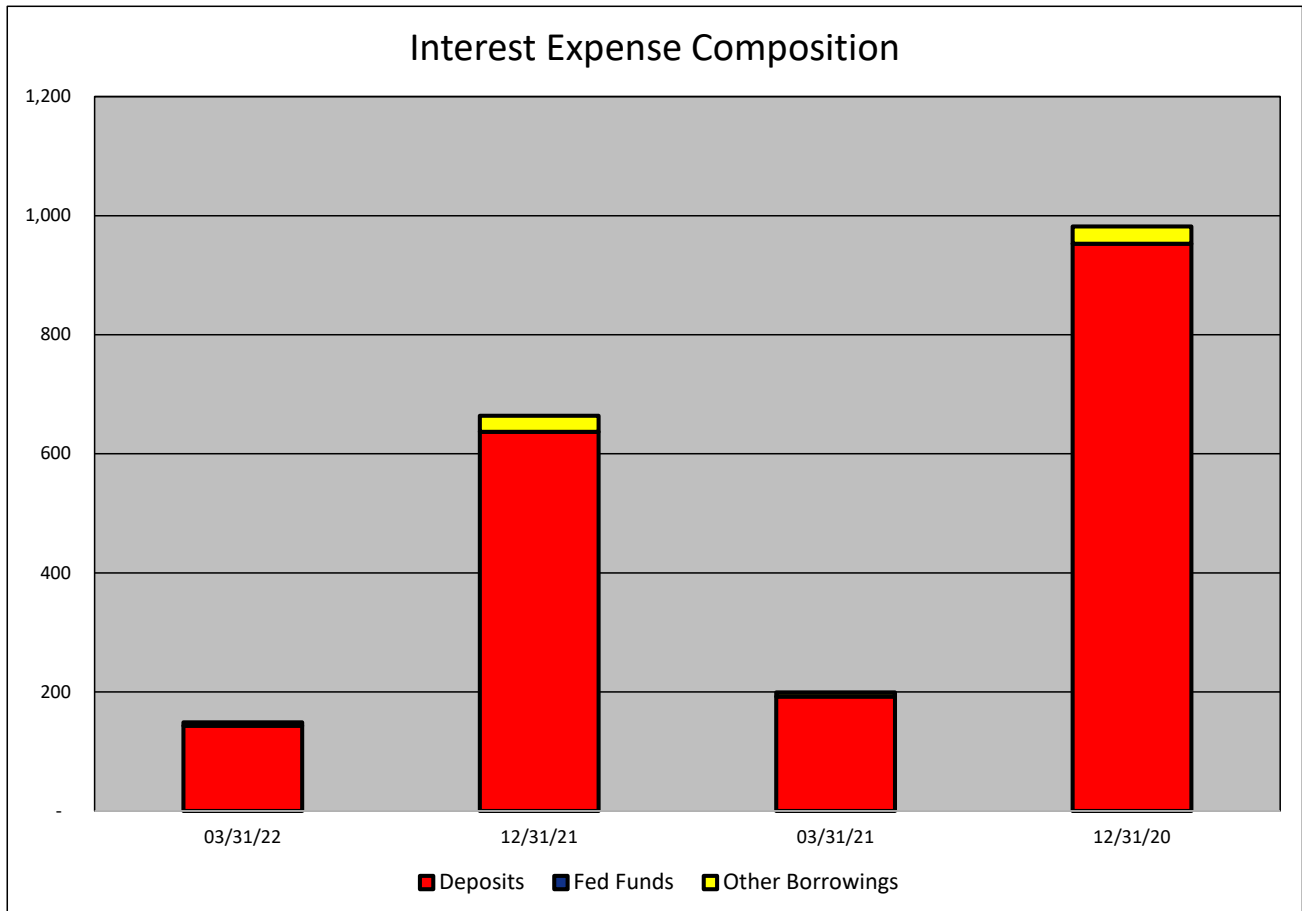


**INTEREST EXPENSE COMPOSITION- Interamerican Bank, A FSB**  
(Dollars in Thousands)

As of:	03/31/22	12/31/21	03/31/21	12/31/20	\$ Change 12 MTHS	% Change 12 MTHS
--------	----------	----------	----------	----------	----------------------	---------------------

**INTEREST EXPENSE CATEGORY**

Deposits	143	637	192	953	(49)	(25.52)
Fed Funds	-	-	-	-	-	NA
Other Borrowings	6	27	7	29	(1)	(14.29)
<b>Total Int Expense</b>	<b>149</b>	<b>664</b>	<b>199</b>	<b>982</b>	<b>(50)</b>	<b>(25.13)</b>

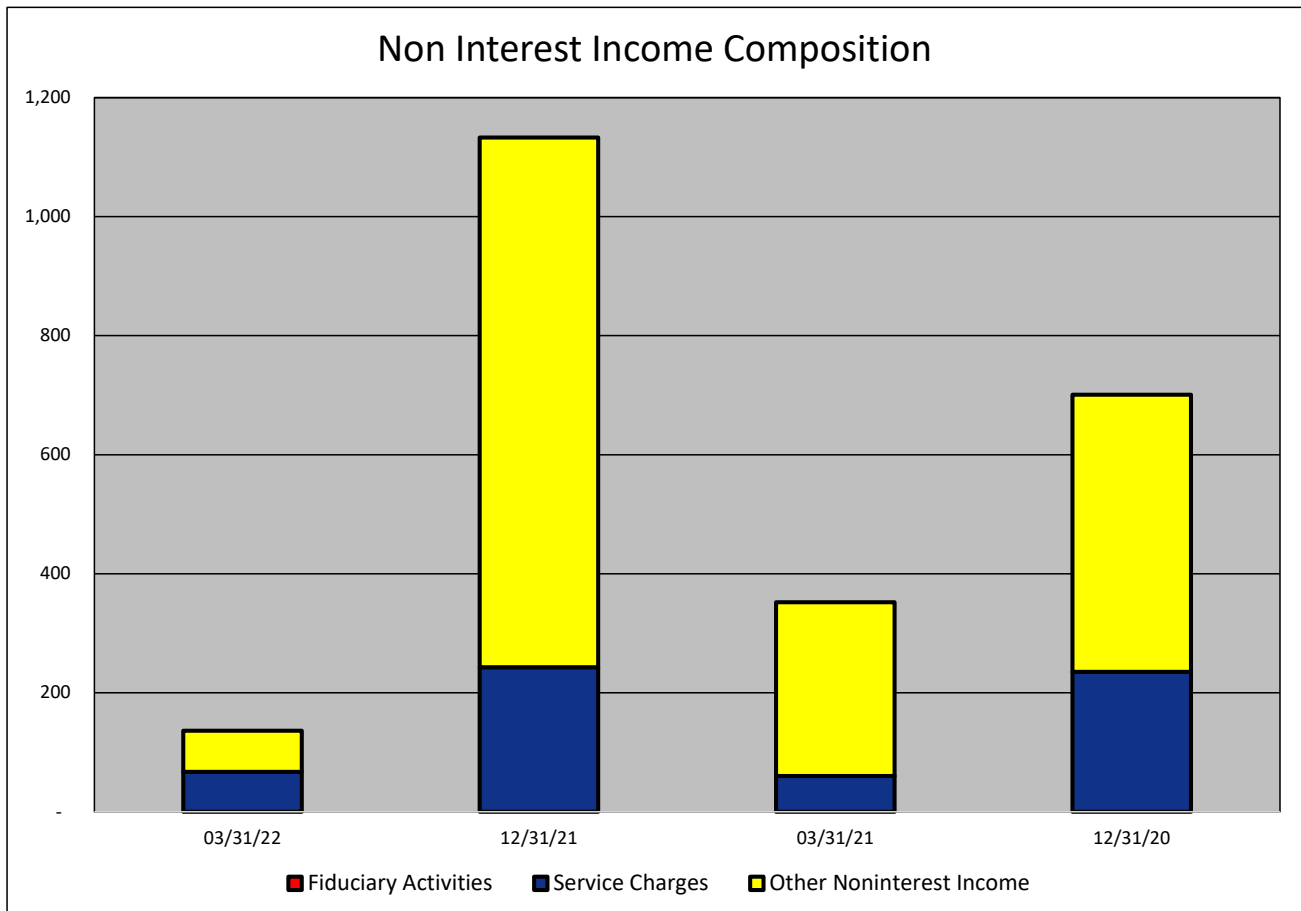


**NONINTEREST INCOME COMPOSITION- Interamerican Bank, A FSB**  
(Dollars in Thousands)

As of:	03/31/22	12/31/21	03/31/21	12/31/20	\$ Change 12 MTHS	% Change 12 MTHS
--------	----------	----------	----------	----------	----------------------	---------------------

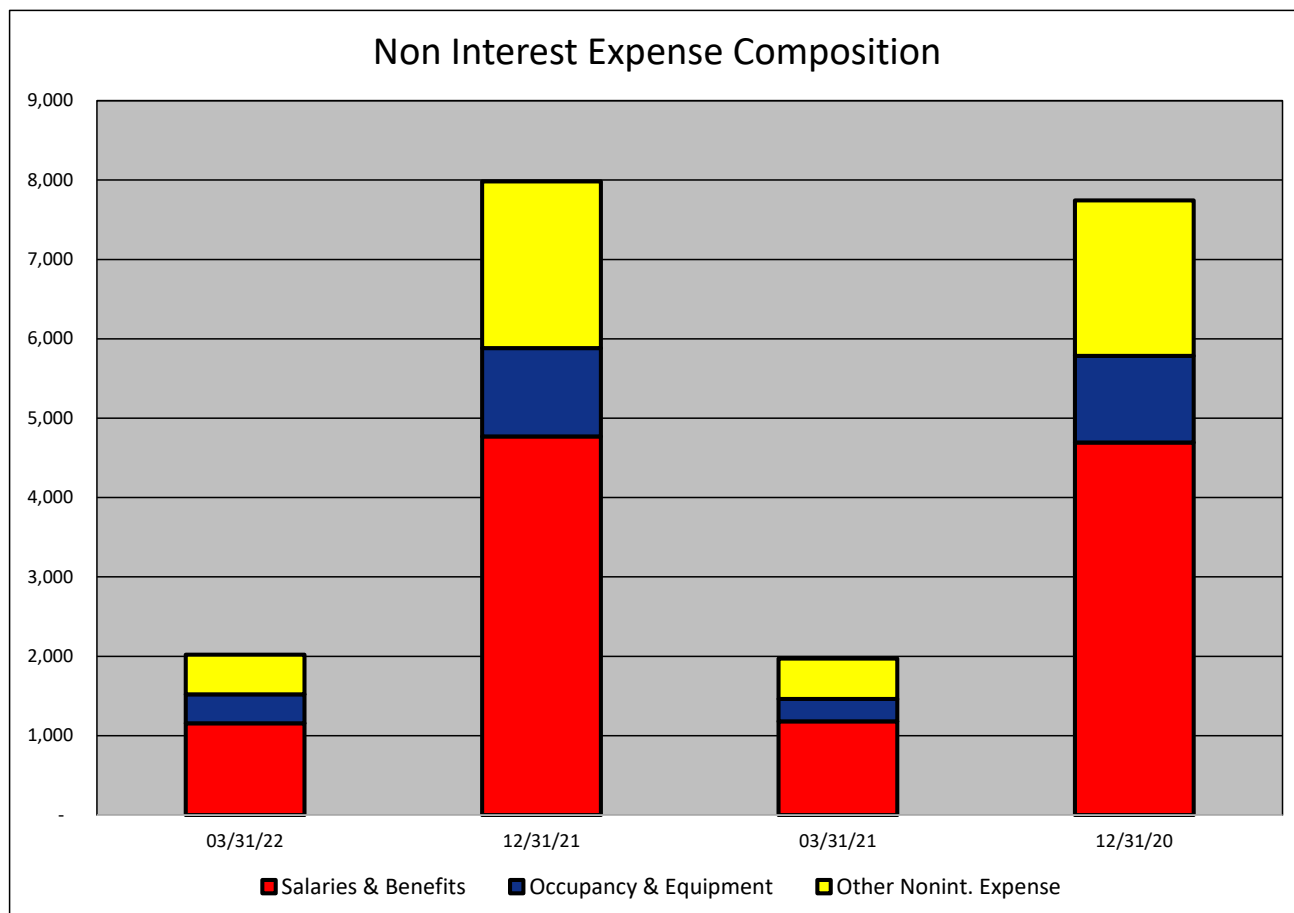
**NONINTEREST INCOME CATEGORY**

Fiduciary Activities	-	-	-	-	-	NA
Service Charges	67	243	60	235	7	11.67
Other Noninterest Income	69	890	292	466	(223)	(76.37)
<b>Total Nonint. Income</b>	<b>136</b>	<b>1,133</b>	<b>352</b>	<b>701</b>	<b>(216)</b>	<b>(61.36)</b>



**NONINTEREST EXPENSE COMPOSITION- Interamerican Bank, A FSB**  
(Dollars in Thousands)

As of:	03/31/22	12/31/21	03/31/21	12/31/20	\$ Change 12 MTHS	% Change 12 MTHS
<b>NONINTEREST EXPENSE CATEGORY</b>						
Salaries & Benefits	1,155	4,769	1,180	4,694	(25)	(2.12)
Occupancy & Equipment	365	1,114	283	1,092	82	28.98
Other Nonint. Expense	502	2,098	508	1,957	(6)	(1.18)
<b>Total Nonint. Expense</b>	<b>2,022</b>	<b>7,981</b>	<b>1,971</b>	<b>7,743</b>	<b>51</b>	<b>2.59</b>



**PEER GROUP COMPARISONS REPORT**  
**South Florida Group**

BALANCE SHEET

Institution name	Total Assets \$000		% Change in Assets
	This Year	Last Year	
Gulf Atlantic Bank	87,808	44,865	95.72
Pacific National Bank	1,088,352	783,826	38.85
Banco Do Brasil Americas	1,017,077	740,210	37.40
Bradesco Bac Florida Bank	2,907,288	2,160,008	34.60
Grove Bank & Trust	1,219,973	932,692	30.80
Professional Bank	2,866,210	2,233,693	28.32
Helm Bank Usa	1,181,139	944,443	25.06
Banesco Usa	2,417,106	1,971,103	22.63
U. S. Century Bank	1,967,252	1,633,359	20.44
Apollo Bank	1,067,194	903,981	18.05
Intercredit Bank, National Association	471,447	406,130	16.08
The First National Bank Of South Miami	1,057,779	916,424	15.42
Ocean Bank	5,367,008	4,704,177	14.09
City National Bank Of Florida	22,101,038	19,742,021	11.95
Terrabank, National Association	656,532	594,239	10.48
Interamerican Bank, A Fsb	273,648	251,498	8.81
International Finance Bank	949,328	876,246	8.34
First State Bank Of The Florida Keys	1,300,198	1,224,740	6.16
Bankunited, National Association	36,202,653	35,051,519	3.28
Amerant Bank, National Association	7,769,927	7,741,545	0.37
Sunstate Bank	512,230	521,811	(1.84)
Plus International Bank	78,752	94,294	(16.48)
Eastern National Bank	259,773	338,196	(23.19)

<b>Select Peer Average</b>	4,035,640	3,687,436	17.62
----------------------------	-----------	-----------	-------

**PEER GROUP COMPARISONS REPORT**  
**South Florida Group**

BALANCE SHEET

Institution name	Total Loans \$000		% Change in Loans
	This Year	Last Year	
Gulf Atlantic Bank	48,419	18,395	<b>163.22</b>
Pacific National Bank	624,407	468,350	<b>33.32</b>
Apollo Bank	704,563	529,393	<b>33.09</b>
Bradesco Bac Florida Bank	2,020,275	1,624,884	<b>24.33</b>
Banesco Usa	1,729,740	1,439,948	<b>20.13</b>
Banco Do Brasil Americas	572,612	486,760	<b>17.64</b>
Terrabank, National Association	336,104	292,418	<b>14.94</b>
U. S. Century Bank	1,258,388	1,103,981	<b>13.99</b>
City National Bank Of Florida	14,177,457	12,606,779	<b>12.46</b>
Intercredit Bank, National Association	360,530	322,339	<b>11.85</b>
International Finance Bank	753,449	708,474	<b>6.35</b>
Professional Bank	1,823,704	1,730,935	<b>5.36</b>
Ocean Bank	3,936,151	3,737,679	<b>5.31</b>
Bankunited, National Association	23,370,029	23,374,837	<b>(0.02)</b>
Grove Bank & Trust	401,521	403,180	<b>(0.41)</b>
Amerant Bank, National Association	5,721,177	5,754,838	<b>(0.58)</b>
First State Bank Of The Florida Keys	720,833	732,787	<b>(1.63)</b>
Interamerican Bank, A Fsb	162,407	168,577	<b>(3.66)</b>
Sunstate Bank	213,042	248,843	<b>(14.39)</b>
Helm Bank Usa	434,860	513,852	<b>(15.37)</b>
The First National Bank Of South Miami	518,718	619,033	<b>(16.21)</b>
Eastern National Bank	162,623	231,196	<b>(29.66)</b>
Plus International Bank	43,197	67,441	<b>(35.95)</b>

<b>Select Peer Average</b>	2,612,792	2,486,301	10.61
----------------------------	-----------	-----------	-------

**PEER GROUP COMPARISONS REPORT**  
*South Florida Group*

**CAPITAL RATIOS**  
For the three months ended March 31, 2022

Institution name	Equity/ Assets	Leverage Ratio	Tier 1 Risk- based Ratio	Risk based Capital Ratio	Common Equity Tier 1 Capital Ratio
Plus International Bank	17.04	<b>17.08</b>	31.89	33.14	31.89
Gulf Atlantic Bank	9.64	<b>11.43</b>	15.13	15.96	15.13
Interamerican Bank, A Fsb	10.87	<b>10.96</b>	20.42	21.70	20.42
Amerant Bank, National Association	10.51	<b>10.75</b>	12.58	13.46	12.58
Ocean Bank	9.93	<b>10.30</b>	12.77	14.03	12.77
Grove Bank & Trust	9.87	<b>10.24</b>	23.23	24.49	23.23
Pacific National Bank	9.21	<b>10.14</b>	15.34	16.25	15.34
Sunstate Bank	11.21	<b>10.00</b>	16.33	17.14	16.33
Intercredit Bank, National Association	8.40	<b>9.71</b>	0.00	0.00	0.00
City National Bank Of Florida	9.44	<b>9.70</b>	13.58	14.46	13.58
Bankunited, National Association	9.14	<b>9.58</b>	14.52	14.98	14.52
U. S. Century Bank	9.71	<b>9.42</b>	13.27	14.41	13.27
Apollo Bank	8.50	<b>9.40</b>	12.29	13.21	12.29
Helm Bank Usa	7.25	<b>9.38</b>	32.12	33.39	32.12
Bradesco Bac Florida Bank	8.99	<b>9.29</b>	15.93	16.98	15.93
First State Bank Of The Florida Keys	7.08	<b>8.53</b>	16.57	17.83	16.57
Banesco Usa	6.75	<b>8.38</b>	10.34	12.34	10.34
Eastern National Bank	8.39	<b>8.33</b>	12.87	14.13	12.87
Professional Bank	8.37	<b>8.15</b>	12.01	12.81	12.01
International Finance Bank	7.95	<b>8.05</b>	10.67	11.82	10.67
The First National Bank Of South Miami	7.51	<b>7.98</b>	16.25	17.51	16.25
Banco Do Brasil Americas	7.79	<b>7.79</b>	16.44	17.70	16.44
Terrabank, National Association	4.97	<b>6.90</b>	12.80	13.98	12.80

<b>Select Peer Average</b>	9.07	9.63	15.54	16.60	15.54
----------------------------	------	------	-------	-------	-------

**PEER GROUP COMPARISONS REPORT**  
*South Florida Group*

**BALANCE SHEET RATIOS**  
For the three months ended March 31, 2022

Institution name	Loans/ Deposits	Gross Loans/ Assets	Securities/ Assets
Amerant Bank, National Association	99.46	73.63	16.17
Banesto Usa	97.62	71.56	20.08
Intercredit Bank, National Association	93.32	76.47	20.78
International Finance Bank	86.40	79.37	9.17
Ocean Bank	82.02	73.34	13.79
Bankunited, National Association	81.29	64.55	28.93
Bradesco Bac Florida Bank	78.64	69.49	11.97
City National Bank Of Florida	75.38	64.15	27.84
Apollo Bank	74.41	66.02	22.12
U. S. Century Bank	73.10	63.97	26.16
Professional Bank	69.97	63.63	7.40
Pacific National Bank	68.89	57.37	22.81
Eastern National Bank	68.76	62.60	1.51
Interamerican Bank, A Fsb	67.21	59.35	0.00
Plus International Bank	66.46	54.85	0.83
Gulf Atlantic Bank	64.23	55.14	16.40
Banco Do Brasil Americas	63.83	56.30	12.29
First State Bank Of The Florida Keys	61.68	55.44	34.17
The First National Bank Of South Miami	55.45	49.04	17.19
Terrabank, National Association	54.45	51.19	36.77
Sunstate Bank	49.02	41.59	15.46
Helm Bank Usa	39.85	36.82	21.40
Grove Bank & Trust	38.13	32.91	31.39

<b>Select Peer Average</b>	69.98	59.95	18.03
----------------------------	-------	-------	-------



**PEER GROUP COMPARISONS REPORT**  
*South Florida Group*

**PROFITABILITY RATIOS**  
For the three months ended March 31, 2022

Institution name	Avg Total Assets (\$000)	Return on Avg Assets	Return on Avg Equity
City National Bank Of Florida	22,189,400	<b>1.15</b>	11.93
First State Bank Of The Florida Keys	1,295,852	<b>1.06</b>	14.29
U. S. Century Bank	1,924,283	<b>1.01</b>	9.84
Bankunited, National Association	35,593,395	<b>0.97</b>	10.22
Apollo Bank	1,060,773	<b>0.91</b>	10.20
Amerant Bank, National Association	7,674,506	<b>0.88</b>	7.78
Ocean Bank	5,303,267	<b>0.87</b>	8.63
International Finance Bank	955,885	<b>0.78</b>	9.84
Bradesco Bac Florida Bank	2,884,560	<b>0.74</b>	8.13
Banesco Usa	2,272,662	<b>0.72</b>	9.52
Plus International Bank	78,558	<b>0.72</b>	4.23
Pacific National Bank	1,014,190	<b>0.66</b>	7.35
Helm Bank Usa	1,076,393	<b>0.54</b>	6.30
Sunstate Bank	506,333	<b>0.45</b>	3.97
Professional Bank	2,740,192	<b>0.43</b>	4.92
Banco Do Brasil Americas	931,205	<b>0.34</b>	4.02
Intercredit Bank, National Association	458,698	<b>0.31</b>	3.36
The First National Bank Of South Miami	1,070,450	<b>0.24</b>	3.19
Terrabank, National Association	643,904	<b>0.22</b>	3.86
Interamerican Bank, A Fsb	271,615	<b>0.17</b>	1.54
Grove Bank & Trust	1,194,849	<b>0.15</b>	1.44
Eastern National Bank	262,506	<b>(1.14)</b>	(13.43)
Gulf Atlantic Bank	78,963	<b>(1.41)</b>	(12.80)

<b>Select Peer Average</b>	3,977,497	0.47	5.14
----------------------------	-----------	------	------

**PEER GROUP COMPARISONS REPORT**  
*South Florida Group*

**PROFITABILITY RATIOS**  
For the three months ended March 31, 2022

Institution name	Noninterest Income/AA	Net Overhead Ratio	Efficiency Ratio	Assets (per million) per Employee
City National Bank Of Florida	0.43	1.06	<b>49.30</b>	22.55
Bankunited, National Association	0.24	1.10	<b>49.55</b>	23.90
U. S. Century Bank	0.40	1.60	<b>58.96</b>	10.35
Pacific National Bank	0.31	1.49	<b>64.43</b>	11.70
Apollo Bank	0.32	1.94	<b>66.35</b>	10.67
Bradesco Bac Florida Bank	0.64	1.45	<b>66.35</b>	13.21
First State Bank Of The Florida Keys	0.37	1.76	<b>68.00</b>	8.33
International Finance Bank	0.36	1.98	<b>68.48</b>	9.13
Ocean Bank	0.51	1.98	<b>69.74</b>	8.32
Banesco Usa	0.61	2.11	<b>69.76</b>	8.54
Helm Bank Usa	0.63	1.68	<b>76.40</b>	10.36
Professional Bank	0.21	2.14	<b>77.16</b>	13.78
Sunstate Bank	0.61	1.69	<b>79.39</b>	8.68
Banco Do Brasil Americas	0.66	1.99	<b>80.53</b>	6.56
Amerant Bank, National Association	0.73	2.40	<b>84.21</b>	11.48
Terrabank, National Association	0.59	2.01	<b>84.92</b>	6.14
The First National Bank Of South Miami	0.38	1.74	<b>86.47</b>	8.53
Intercredit Bank, National Association	0.19	2.82	<b>88.10</b>	6.37
Grove Bank & Trust	0.79	1.42	<b>90.36</b>	11.51
<b>Interamerican Bank, A Fsb</b>	<b>0.20</b>	<b>2.78</b>	<b>106.70</b>	<b>3.80</b>
Plus International Bank	0.22	3.65	<b>116.74</b>	7.16
Gulf Atlantic Bank	0.34	3.86	<b>139.26</b>	4.62
Eastern National Bank	0.37	4.08	<b>148.70</b>	4.12

<b>Select Peer Average</b>	0.44	2.12	82.17	9.99
----------------------------	------	------	-------	------

**PEER GROUP COMPARISONS REPORT**  
*South Florida Group*

**ASSET QUALITY RATIOS**  
For the three months ended March 31, 2022

Institution name	Reserves/ Loans	Nonperf Loans/ Total Loans	Nonperf Assets/ Total Assets	Adjusted Texas Ratio
Grove Bank & Trust	2.17	0.00	<b>0.00</b>	0.00
Gulf Atlantic Bank	1.02	0.00	<b>0.00</b>	0.00
U. S. Century Bank	1.20	0.00	<b>0.00</b>	0.00
Terrabank, National Association	1.21	0.06	<b>0.03</b>	0.53
Professional Bank	0.74	0.12	<b>0.07</b>	0.93
Bradesco Bac Florida Bank	0.87	0.11	<b>0.08</b>	0.81
Apollo Bank	1.04	0.12	<b>0.08</b>	0.79
First State Bank Of The Florida Keys	1.29	0.15	<b>0.08</b>	1.07
Sunstate Bank	1.16	0.22	<b>0.09</b>	0.90
Ocean Bank	1.63	0.15	<b>0.12</b>	1.08
Banco Do Brasil Americas	1.21	0.24	<b>0.13</b>	1.78
Pacific National Bank	0.87	0.00	<b>0.16</b>	1.63
The First National Bank Of South Miami	1.51	0.57	<b>0.28</b>	3.40
City National Bank Of Florida	0.97	0.44	<b>0.29</b>	3.07
International Finance Bank	1.09	0.57	<b>0.45</b>	5.17
Banesco Usa	1.26	0.64	<b>0.46</b>	6.00
Eastern National Bank	1.81	0.79	<b>0.50</b>	5.20
Helm Bank Usa	1.90	1.49	<b>0.55</b>	6.90
Amerant Bank, National Association	0.98	0.82	<b>0.73</b>	6.65
Intercredit Bank, National Association	1.76	1.19	<b>0.93</b>	9.55
<b>Interamerican Bank, A Fsb</b>	<b>2.90</b>	<b>2.02</b>	<b>1.20</b>	<b>9.52</b>
Plus International Bank	1.25	2.99	<b>1.64</b>	9.24
Bankunited, National Association	0.54	3.66	<b>2.37</b>	8.67

<b>Select Peer Average</b>	1.32	0.71	0.45	3.60
----------------------------	------	------	------	------

**PEER GROUP COMPARISONS REPORT**  
*South Florida Group*

**STATEMENT OF CONDITION (% OF ASSETS)**  
**For the three months ended March 31, 2022**

Institution name	Cash & Nointerest bearing Deps	Interest- bearing Bal	Fed Funds Sold & Repos	Held to Maturity Secs	Available for Sale Secs
Plus International Bank	<b>31.61</b>	12.73	0.00	0.83	0.00
Eastern National Bank	<b>18.58</b>	15.04	0.00	0.00	0.80
Terrabank, National Association	<b>5.91</b>	2.70	0.00	0.00	36.69
Helm Bank Usa	<b>5.37</b>	36.03	0.00	0.00	21.32
Bradesco Bac Florida Bank	<b>2.46</b>	6.26	0.00	1.37	10.47
Professional Bank	<b>1.63</b>	23.40	0.84	0.01	7.19
Apollo Bank	<b>1.21</b>	6.06	0.00	0.00	22.12
Grove Bank & Trust	<b>1.19</b>	30.79	0.00	25.75	5.33
Sunstate Bank	<b>1.08</b>	23.85	14.05	0.00	15.46
Pacific National Bank	<b>0.97</b>	13.73	0.00	0.00	22.81
First State Bank Of The Florida Keys	<b>0.87</b>	8.67	0.00	1.63	32.54
City National Bank Of Florida	<b>0.81</b>	0.90	0.90	9.07	18.59
Ocean Bank	<b>0.80</b>	8.92	0.00	0.00	13.75
Gulf Atlantic Bank	<b>0.74</b>	19.00	0.00	3.25	13.15
U. S. Century Bank	<b>0.70</b>	4.08	0.00	6.22	19.94
Banco Do Brasil Americas	<b>0.49</b>	28.93	0.22	0.00	11.61
The First National Bank Of South Miami	<b>0.45</b>	32.47	0.00	1.89	15.30
Banesco Usa	<b>0.44</b>	3.89	0.00	0.00	19.99
Interamerican Bank, A Fsb	<b>0.43</b>	39.87	0.00	0.00	0.00
Amerant Bank, National Association	<b>0.41</b>	3.02	0.00	1.44	14.73
Intercredit Bank, National Association	<b>0.39</b>	1.50	0.00	0.00	20.78
International Finance Bank	<b>0.12</b>	9.15	2.11	1.70	7.22
Bankunited, National Association	<b>0.05</b>	1.88	0.00	0.03	28.90

<b>Select Peer Average</b>	<b>3.34</b>	<b>14.47</b>	<b>0.79</b>	<b>2.31</b>	<b>15.60</b>
----------------------------	-------------	--------------	-------------	-------------	--------------

**PEER GROUP COMPARISONS REPORT**  
*South Florida Group*

**STATEMENT OF CONDITION (% OF ASSETS)**  
**For the three months ended March 31, 2022**

Institution name	Net Loans & Leases	Premises & Fixed Assets	Total Real Estate Owned	Intangible Assets
International Finance Bank	<b>78.50</b>	0.12	0.00	0.11
Intercredit Bank, National Association	<b>75.13</b>	0.23	0.02	0.00
Ocean Bank	<b>72.13</b>	1.30	0.01	0.02
Amerant Bank, National Association	<b>71.81</b>	2.28	0.13	0.28
Banesco Usa	<b>70.66</b>	0.88	0.00	0.00
Bradesco Bac Florida Bank	<b>68.89</b>	0.08	0.00	0.05
Apollo Bank	<b>65.33</b>	1.65	0.00	0.05
Bankunited, National Association	<b>64.21</b>	0.37	0.00	0.23
City National Bank Of Florida	<b>63.28</b>	0.35	0.01	0.75
U. S. Century Bank	<b>63.20</b>	0.94	0.00	0.00
Professional Bank	<b>63.12</b>	0.29	0.00	0.90
Eastern National Bank	<b>61.47</b>	0.68	0.00	0.00
<b>Interamerican Bank, A Fsb</b>	<b>57.63</b>	<b>1.43</b>	<b>0.00</b>	<b>0.00</b>
Pacific National Bank	<b>56.88</b>	2.68	0.16	0.04
Banco Do Brasil Americas	<b>55.62</b>	0.05	0.00	1.03
First State Bank Of The Florida Keys	<b>54.72</b>	0.82	0.00	0.00
Gulf Atlantic Bank	<b>54.58</b>	5.70	0.00	0.00
Plus International Bank	<b>54.16</b>	0.19	0.00	0.00
Terrabank, National Association	<b>50.57</b>	1.03	0.00	0.00
The First National Bank Of South Miami	<b>48.30</b>	0.60	0.00	0.00
Sunstate Bank	<b>41.11</b>	1.21	0.00	1.64
Helm Bank Usa	<b>36.12</b>	0.04	0.00	0.00
Grove Bank & Trust	<b>32.20</b>	1.29	0.00	0.00

<b>Select Peer Average</b>	59.11	1.05	0.01	0.22
----------------------------	-------	------	------	------

**PEER GROUP COMPARISONS REPORT**  
*South Florida Group*

**STATEMENT OF CONDITION (% OF TOTAL FUNDING SOURCES)**  
**For the three months ended March 31, 2022**

Institution name	Non Interest Bearing Deps	Interest Bearing Deps	Total Deps	Total Fed Funds & Repos	Other Borrowed Money
Terrabank, National Association	<b>63.51</b>	36.49	100.00	0.00	0.00
Helm Bank Usa	<b>60.20</b>	39.80	100.00	0.00	0.00
International Finance Bank	<b>57.91</b>	42.09	100.00	0.00	0.00
Banco Do Brasil Americas	<b>50.21</b>	49.48	99.69	0.00	0.31
Ocean Bank	<b>45.16</b>	54.67	99.83	0.17	0.00
Apollo Bank	<b>41.99</b>	56.46	98.44	0.00	1.56
Sunstate Bank	<b>41.55</b>	54.47	96.02	0.00	3.98
First State Bank Of The Florida Keys	<b>41.36</b>	55.91	97.27	1.90	0.83
City National Bank Of Florida	<b>38.75</b>	55.38	94.14	0.30	5.56
U. S. Century Bank	<b>37.83</b>	60.12	97.95	0.00	2.05
Banesco Usa	<b>36.83</b>	42.91	79.75	0.00	20.25
Bradesco Bac Florida Bank	<b>35.58</b>	62.02	97.60	0.00	2.40
Grove Bank & Trust	<b>35.28</b>	61.11	96.38	0.41	3.20
Professional Bank	<b>34.10</b>	65.71	99.81	0.00	0.19
Bankunited, National Association	<b>30.49</b>	58.32	88.81	0.61	10.58
Plus International Bank	<b>28.77</b>	71.23	100.00	0.00	0.00
The First National Bank Of South Miami	<b>25.95</b>	70.12	96.07	3.93	0.00
Pacific National Bank	<b>23.68</b>	69.16	92.83	0.00	7.17
<b>Interamerican Bank, A Fsb</b>	<b>23.18</b>	<b>76.28</b>	<b>99.46</b>	<b>0.00</b>	<b>0.54</b>
Eastern National Bank	<b>22.67</b>	77.27	99.94	0.06	0.00
Intercredit Bank, National Association	<b>20.55</b>	69.23	89.78	0.00	10.22
Amerant Bank, National Association	<b>19.58</b>	65.86	85.44	0.00	14.56
Gulf Atlantic Bank	<b>9.74</b>	90.26	100.00	0.00	0.00

<b>Select Peer Average</b>	35.86	60.19	96.05	0.32	3.63
----------------------------	-------	-------	-------	------	------

**PEER GROUP COMPARISONS REPORT**  
*South Florida Group*

**YIELDS, COSTS & SPREADS - ASSET YIELDS**  
For the three months ended March 31, 2022

Institution name	Yield on Earning Assets	Cost of Funds	Net Interest Margin	Avg Earning Assets/AA
Plus International Bank	5.59	0.97	<b>5.04</b>	61.44
Banesco Usa	3.72	0.45	<b>3.45</b>	95.25
Eastern National Bank	3.56	0.31	<b>3.29</b>	79.67
Apollo Bank	3.44	0.29	<b>3.27</b>	94.04
Intercredit Bank, National Association	3.76	0.73	<b>3.23</b>	99.87
Amerant Bank, National Association	3.64	0.58	<b>3.20</b>	93.22
Ocean Bank	3.30	0.21	<b>3.19</b>	95.92
U. S. Century Bank	3.36	0.36	<b>3.15</b>	94.79
International Finance Bank	3.26	0.49	<b>3.06</b>	99.62
Gulf Atlantic Bank	3.32	0.43	<b>2.96</b>	90.35
Professional Bank	3.22	0.41	<b>2.96</b>	95.33
First State Bank Of The Florida Keys	2.94	0.24	<b>2.80</b>	97.95
City National Bank Of Florida	2.94	0.20	<b>2.73</b>	94.42
Banco Do Brasil Americas	2.89	0.39	<b>2.70</b>	97.41
Terrabank, National Association	2.73	0.22	<b>2.65</b>	93.18
Pacific National Bank	3.03	0.59	<b>2.60</b>	95.47
Bradesco Bac Florida Bank	2.78	0.27	<b>2.59</b>	97.26
Interamerican Bank, A Fsb	2.79	0.32	<b>2.58</b>	100.58
Bankunited, National Association	2.76	0.33	<b>2.54</b>	95.95
Helm Bank Usa	2.58	0.20	<b>2.50</b>	94.12
Sunstate Bank	2.63	0.37	<b>2.42</b>	94.58
The First National Bank Of South Miami	2.53	0.44	<b>2.21</b>	93.82
Grove Bank & Trust	1.85	0.15	<b>1.71</b>	95.42

<b>Select Peer Average</b>	3.16	0.39	2.74	93.46
----------------------------	------	------	------	-------