

Heartland National Bank

Sebring, FL

Established

9/7/1999

Florida Bank and Thrift Performance Report

Table of Contents

Title	Page
PEER GROUP POSITION	1
EXECUTIVE SUMMARY	2
SELECTED FINANCIAL DATA	3
SECURITIES COMPOSITION	4
LOAN PORTFOLIO COMPOSITION	5
LOAN PORTFOLIO QUALITY	6
DEPOSIT BASE COMPOSITION	7
INTEREST INCOME COMPOSITION	8
INTEREST EXPENSE COMPOSITION	9
NONINTEREST INCOME COMPOSITION	10
NONINTEREST EXPENSE COMPOSITION	11
PEER GROUP COMPARISONS REPORT	12-22

FLORIDA BANKING TEAM

Ed Hacker, Robert Brink, Ted Hacker, Steve Kania, David Ajvazi, Michael Squitieri, Erica Hines, Sacha Widmaier, Kristen Moroso, Anthony Hagbartsen, Matthew Hanley, Aaron Hintz, Adela Mendez, Jordan Augustyniak, Madeline Bogumil, Natalie Filippone, Lauren Klindt, Phillip Berdeguer, Andrew Joyce, Dylan Frayne, Mai Tran, Meranda Joseph, Patricia Romero

Information contained herein was obtained from FIS is believed to be reliable however, accuracy is not guaranteed and all peer and state averages are simple averages.

PEER GROUP POSITION
For the
Central Florida Group

For the three months ended March 31, 2022

Institution name	Total Assets (\$'000's)
Southstate Bank, National Association	46,182,119
Citizens First Bank	4,013,670
Citizens Bank And Trust	1,265,143
Cogent Bank	1,243,617
Bank Of Central Florida	1,009,599
Wauchula State Bank	966,999
United Southern Bank	840,015
Mainstreet Community Bank Of Florida	770,263
Winter Park National Bank	759,789
Heartland National Bank	674,869
First Bank	647,856
Axiom Bank, National Association	637,467
Citizens Bank Of Florida	495,584
Sunrise Bank	407,599
The First National Bank Of Mount Dora	382,657
First Colony Bank Of Florida	297,707
Crews Bank & Trust	233,183
Surety Bank	204,905
Commerce Bank & Trust	178,053
First National Bank Of Wauchula	90,141

Institution name	Return on Avg Assets (%)
Surety Bank	2.73
Wauchula State Bank	1.75
First Colony Bank Of Florida	1.42
Winter Park National Bank	1.33
The First National Bank Of Mount Dora	1.20
Citizens First Bank	1.15
First Bank	1.14
Southstate Bank, National Association	0.98
Citizens Bank And Trust	0.97
United Southern Bank	0.86
Cogent Bank	0.81
Sunrise Bank	0.81
Citizens Bank Of Florida	0.75
Mainstreet Community Bank Of Florida	0.72
Bank Of Central Florida	0.63
Axiom Bank, National Association	0.56
Crews Bank & Trust	0.55
Commerce Bank & Trust	0.47
First National Bank Of Wauchula	0.44
Heartland National Bank	0.37

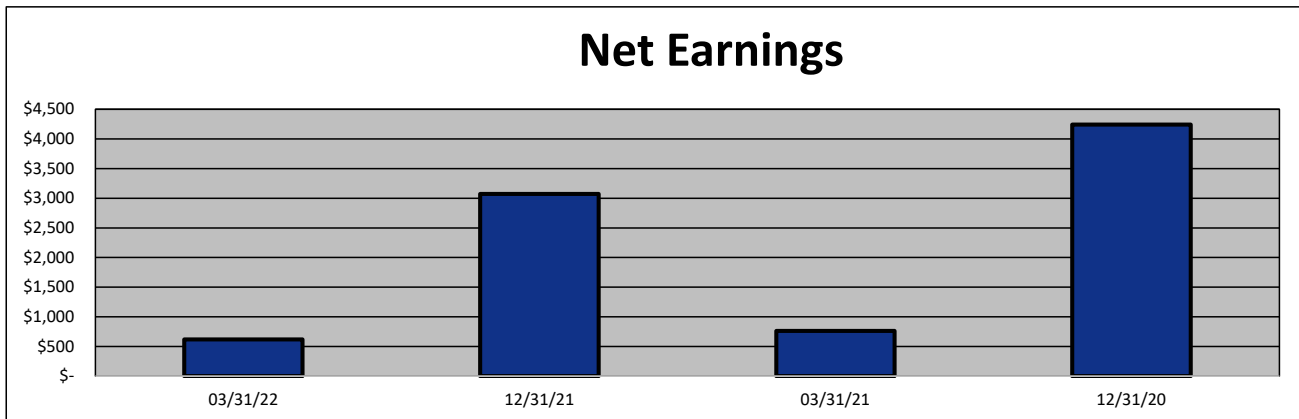
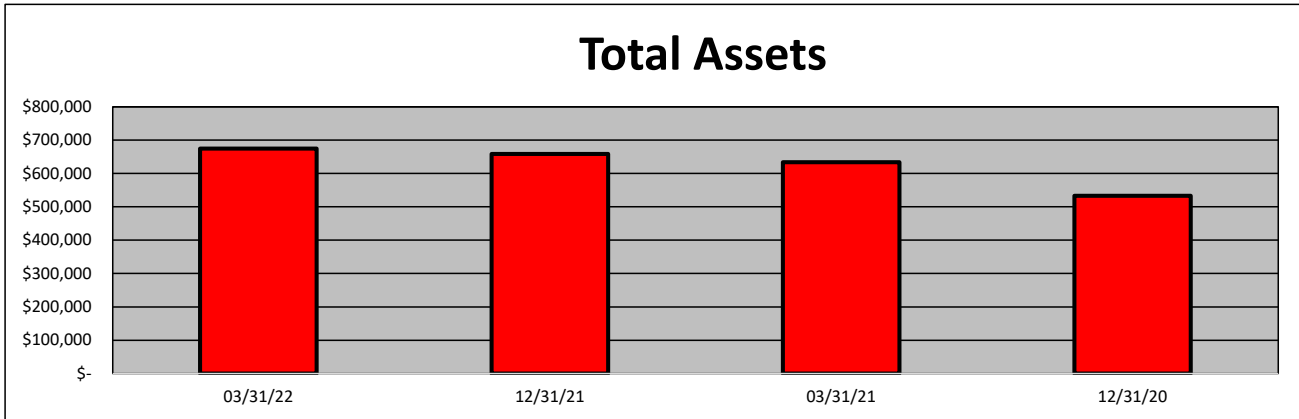
EXECUTIVE SUMMARY - Heartland National Bank
(Percentage)

Period Ending	03/31/22	12/31/21	03/31/21	12/31/20	State Avg.	Peer Avg.
CAPITAL RATIOS						
Equity/Assets	6.68	7.32	7.40	8.67	9.41	7.97
Leverage Ratio	7.32	7.47	7.61	8.81	9.61	8.91
Tier 1 Cap/Risk Based Assets	23.61	24.45	24.07	24.61	12.53	12.53
Risk Based Ratio	24.76	25.65	25.32	25.86	13.38	13.40
Common Equity Tier 1 Capital Ratio	23.61	24.45	24.07	24.61	12.50	12.53
BALANCE SHEET RATIOS:						
Loan/Deposit Ratio	23.73	24.61	28.46	34.54	68.26	54.07
Loans/Assets	22.00	22.67	26.18	31.30	55.23	48.67
Securities/Assets	34.31	31.88	21.79	19.72	16.80	27.63
PROFITABILITY:						
Return on Avg Assets	0.37	0.48	0.50	0.88	0.84	0.98
Return on Avg Equity	5.32	6.47	6.55	10.06	9.50	12.08
Nonint Income/Avg Assets	0.31	0.32	0.35	0.41	0.87	0.65
Net Overhead Ratio	1.03	1.00	1.08	1.33	1.77	1.60
Efficiency Ratio	74.55	67.89	68.76	60.59	68.65	66.07
Assets (per million) per Employee	11.25	11.35	10.56	9.19	9.09	9.38
ASSET QUALITY:						
Reserves/Loans	1.61	1.59	1.50	1.49	1.34	1.65
Nonperforming Loans/Total Loans	0.02	0.00	0.00	0.00	0.74	0.41
Nonperforming Assets/Total Assets	0.00	0.00	0.00	0.00	0.53	0.18
Adjusted Texas Ratio	0.05	0.00	0.00	0.00	4.05	1.81
YIELDS & COSTS:						
Yield on earning assets	1.62	1.79	1.92	2.80	3.30	3.10
Cost of funds	0.14	0.16	0.17	0.33	0.46	0.25
Net interest margin	1.52	1.68	1.79	2.57	2.64	2.70
Avg Earning Assets/Avg Assets	97.39	96.97	96.59	95.89	90.01	93.16

SELECTED FINANCIAL DATA - Heartland National Bank
(Dollars in Thousands)

As of:	03/31/22	12/31/21	03/31/21	12/31/20	\$ Change 12 MTHS	% Change 12 MTHS
Total Assets	674,869	658,568	633,876	532,992	40,993	6.47
Cash and Equivalents	279,947	286,143	317,160	248,191	(37,213)	(11.73)
Securities	231,526	209,967	138,107	105,115	93,419	67.64
Loans, net	148,480	149,267	165,950	166,826	(17,470)	(10.53)
Deposit Accounts	625,791	606,536	583,067	483,019	42,724	7.33
Fed Funds & Repos	-	-	-	-	-	NA
Total Equity	45,080	48,193	46,916	46,217	(1,836)	(3.91)

Period Ending	03/31/22	12/31/21	03/31/21	12/31/20	\$ Change 12 MTHS	% Change 12 MTHS
Net Earnings	620	3,073	762	4,240	(142)	(18.64)
Interest Income	2,652	11,064	2,831	12,924	(179)	(6.32)
Interest Expense	167	717	187	1,055	(20)	(10.70)
Net Interest Income	2,485	10,347	2,644	11,869	(159)	(6.01)
Prov for Loan Loss	-	(41)	-	73	-	NA
Noninterest income	515	2,063	533	1,989	(18)	(3.38)
Gain on Sale of Securities	-	-	-	23	-	NA
Noninterest Expense	2,240	8,438	2,188	8,405	52	2.38
Net Operating Income	760	4,013	989	5,380	(229)	(23.15)
Income Taxes	140	940	227	1,163	(87)	(38.33)

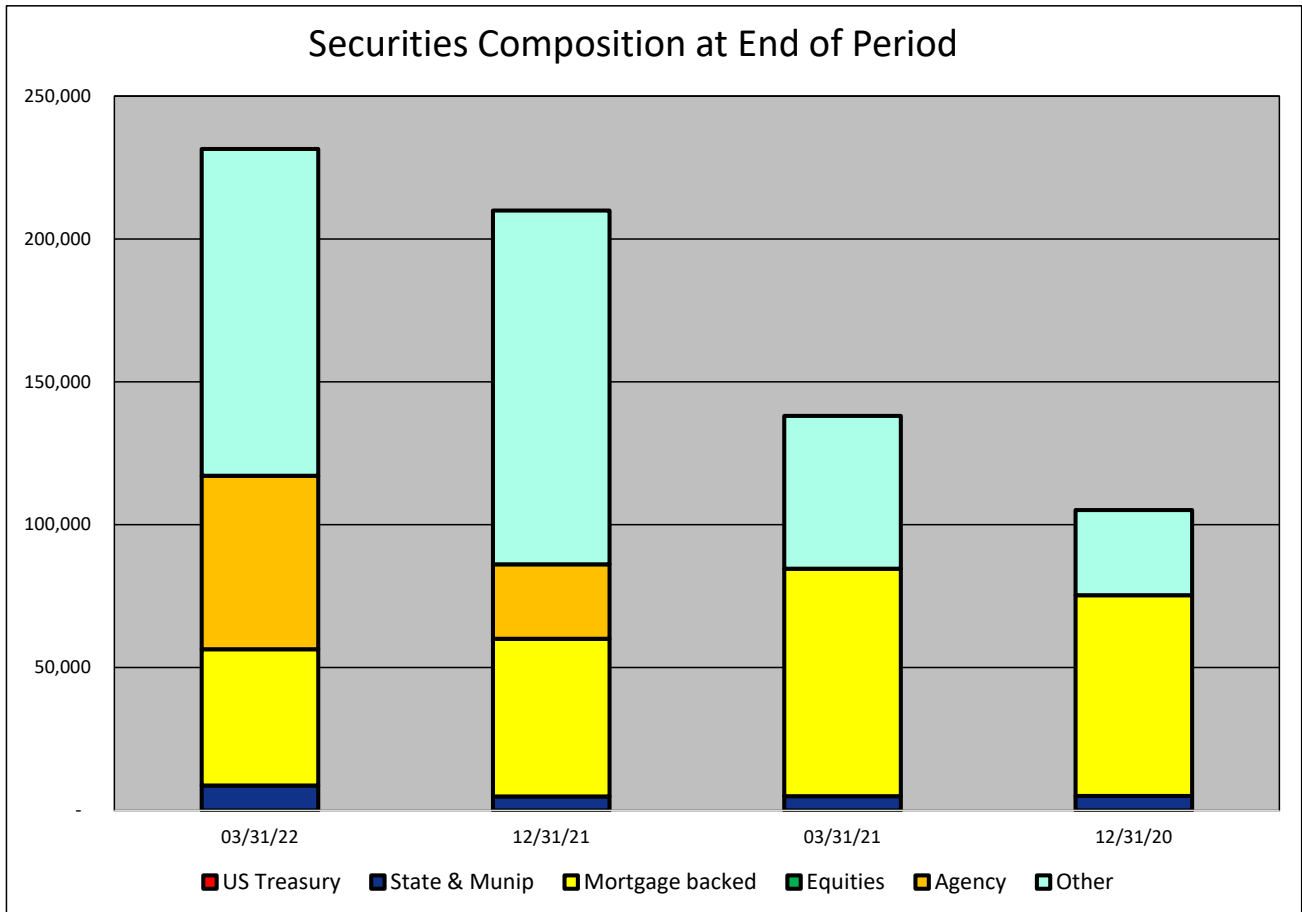


SECURITIES COMPOSITION - Heartland National Bank
(Dollars in Thousands)

As of:	03/31/22	12/31/21	03/31/21	12/31/20	\$ Change 12 MTHS	% Change 12 MTHS
--------	----------	----------	----------	----------	----------------------	---------------------

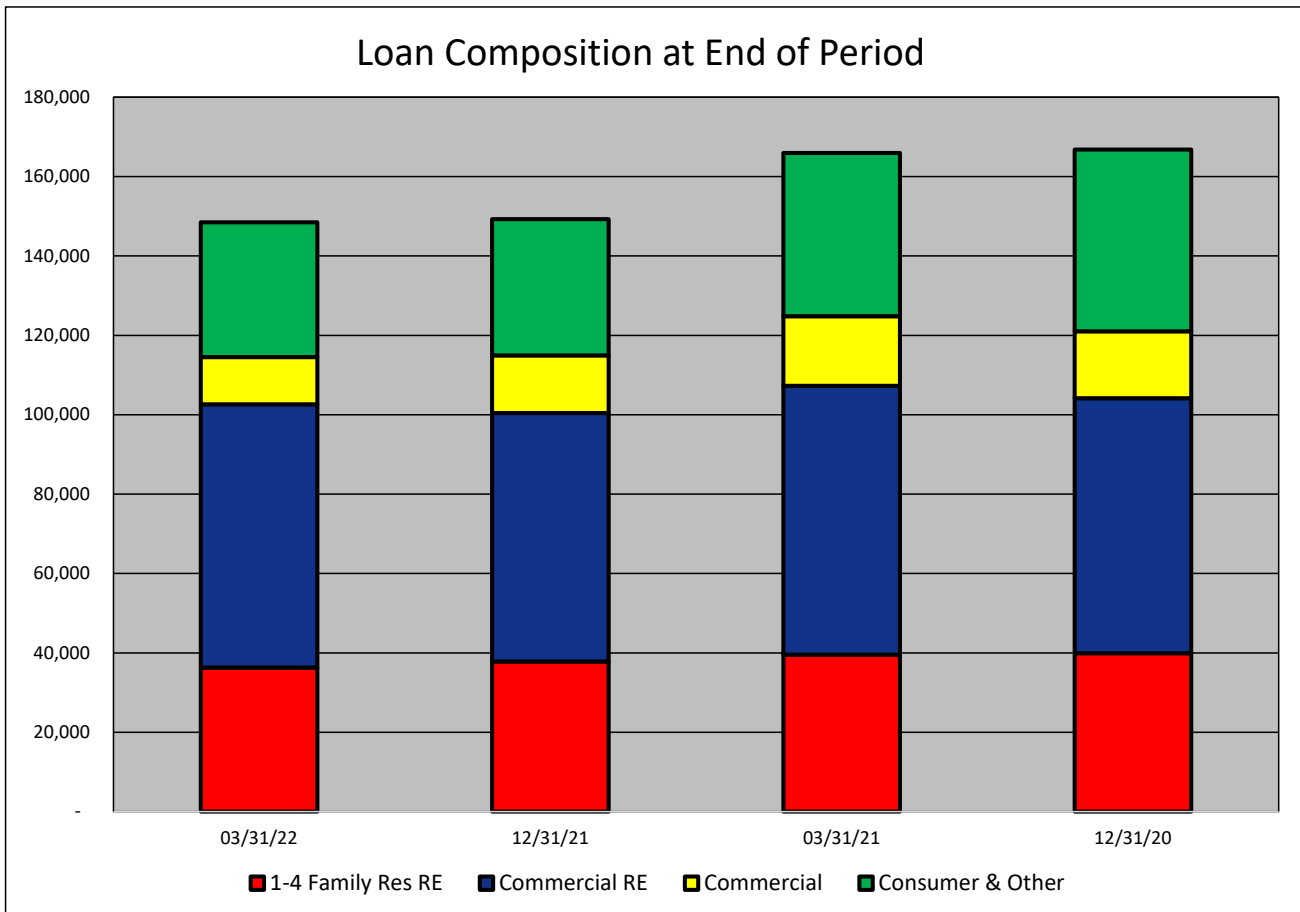
SECURITIES CATEGORY:

US Treasury	-	-	-	-	-	NA
State & Munip	8,729	4,899	5,030	5,099	3,699	73.54
Mortgage backed	47,735	55,223	79,600	70,195	(31,865)	(40.03)
Equities	-	-	-	-	-	NA
Agency	60,675	26,022	-	-	60,675	NA
Other	114,387	123,823	53,477	29,821	60,910	113.90
Total Securities	231,526	209,967	138,107	105,115	93,419	67.64



LOAN PORTFOLIO COMPOSITION - Heartland National Bank
(Dollars in Thousands)

As of:	03/31/22	12/31/21	03/31/21	12/31/20	\$ Change 12 MTHS	% Change 12 MTHS
LOAN CATEGORY:						
1-4 Family Res RE	36,299	37,806	39,555	39,902	(3,256)	(8.23)
Commercial RE	66,335	62,641	67,720	64,279	(1,385)	(2.05)
Commercial	11,913	14,519	17,545	16,814	(5,632)	(32.10)
Consumer & Other	33,933	34,301	41,130	45,831	(7,197)	(17.50)
Loans, Net	148,480	149,267	165,950	166,826	(17,470)	(10.53)



LOAN PORTFOLIO QUALITY - Heartland National Bank
(Dollars in Thousands)

As of:	03/31/22	12/31/21	03/31/21	12/31/20	\$ Change 12 MTHS	% Change 12 MTHS
--------	----------	----------	----------	----------	----------------------	---------------------

LOAN LOSS RESERVE ACTIVITY:

Beginning Balance	2,379	2,487	2,487	2,399	(108)	(4.34)
Total Recoveries	10	25	1	15	9	900.00
Total Charge-offs	-	92	-	-	-	NA
Provision Expense	-	(41)	-	73	-	NA
Writedown Transfer Loans HFS	-	-	-	-	-	NA
Adjustments	-	-	-	-	-	NA
Ending Balance	2,389	2,379	2,488	2,487	(99)	(3.98)

NON-PERFORMING ASSETS:

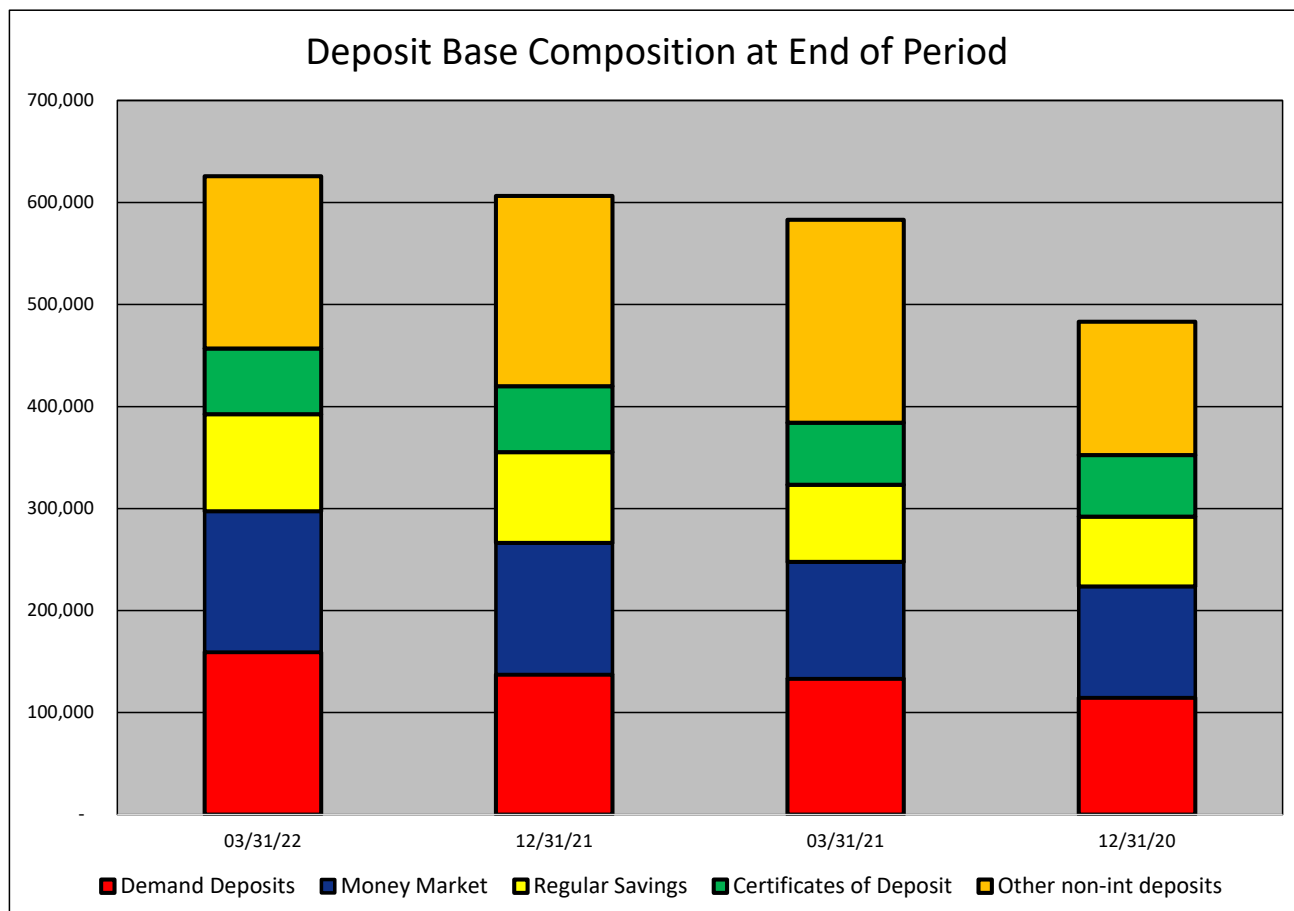
Total-90+ Days Past Due	-	-	-	-	-	NA
Total-Nonaccrual	23	-	-	-	23	NA
Foreclosed Real Estate	-	-	-	-	-	NA
Total Non-perf Assets	23	-	-	-	23	NA

DEPOSIT BASE COMPOSITION - Heartland National Bank
(Dollars in Thousands)

As of:	03/31/22	12/31/21	03/31/21	12/31/20	\$ Change 12 MTHS	% Change 12 MTHS
--------	----------	----------	----------	----------	----------------------	---------------------

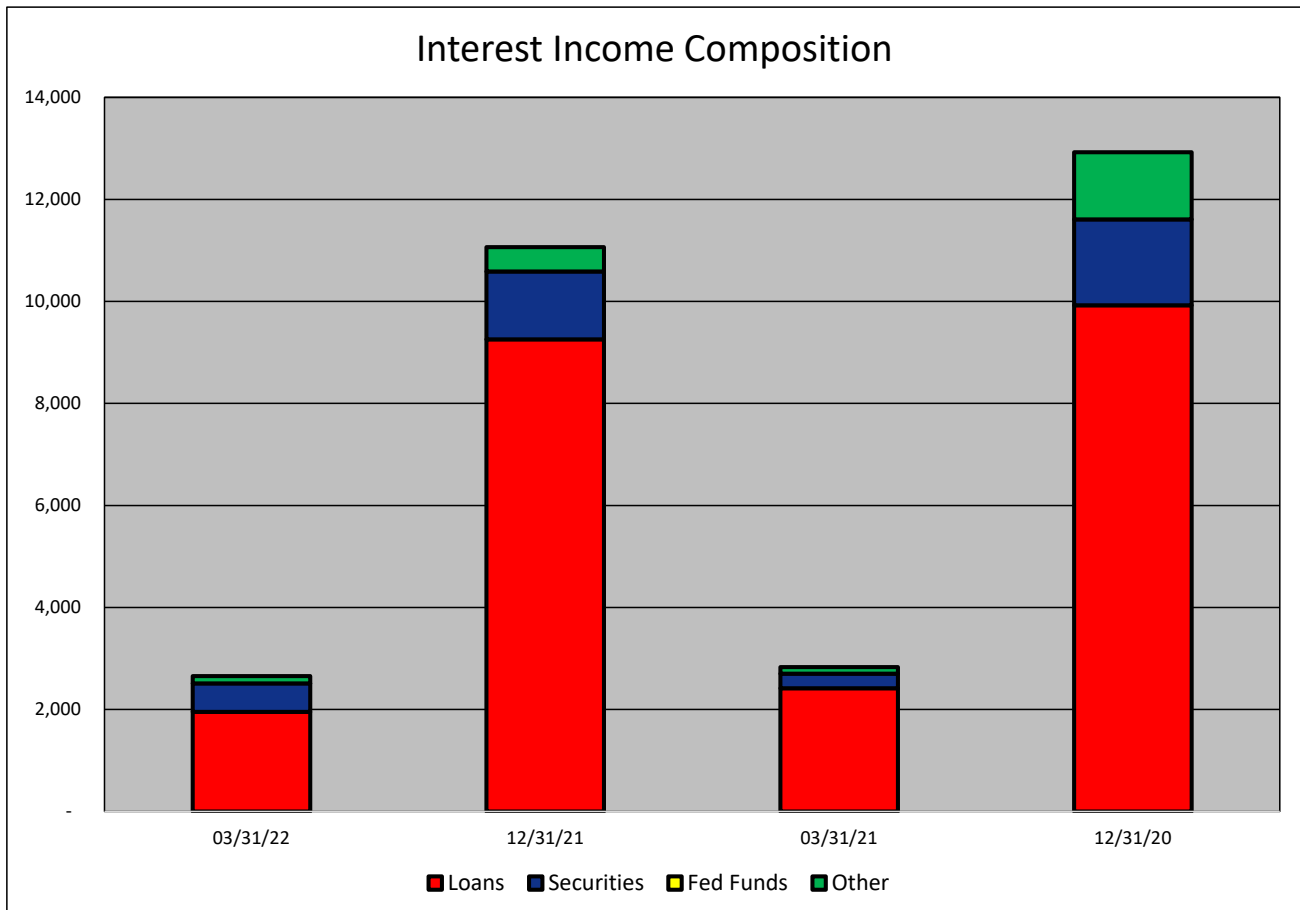
DEPOSIT BASE CATEGORY:

Demand Deposits	159,214	137,394	133,224	114,621	25,990	19.51
Money Market	138,237	128,876	114,438	108,907	23,799	20.80
Regular Savings	94,955	89,016	75,573	68,559	19,382	25.65
Certificates of Deposit	64,551	64,574	60,925	60,259	3,626	5.95
Other non-int deposits	168,834	186,676	198,907	130,673	(30,073)	(15.12)
Total Deposits	625,791	606,536	583,067	483,019	42,724	7.33



INTEREST INCOME COMPOSITION- Heartland National Bank
(Dollars in Thousands)

As of:	03/31/22	12/31/21	03/31/21	12/31/20	\$ Change 12 MTHS	% Change 12 MTHS
INTEREST INCOME CATEGORY						
Loans	1,951	9,257	2,417	9,926	(466)	(19.28)
Securities	558	1,332	285	1,684	273	95.79
Fed Funds	-	-	-	-	-	NA
Other	143	475	129	1,314	14	10.85
Total Int Income	2,652	11,064	2,831	12,924	(179)	(6.32)

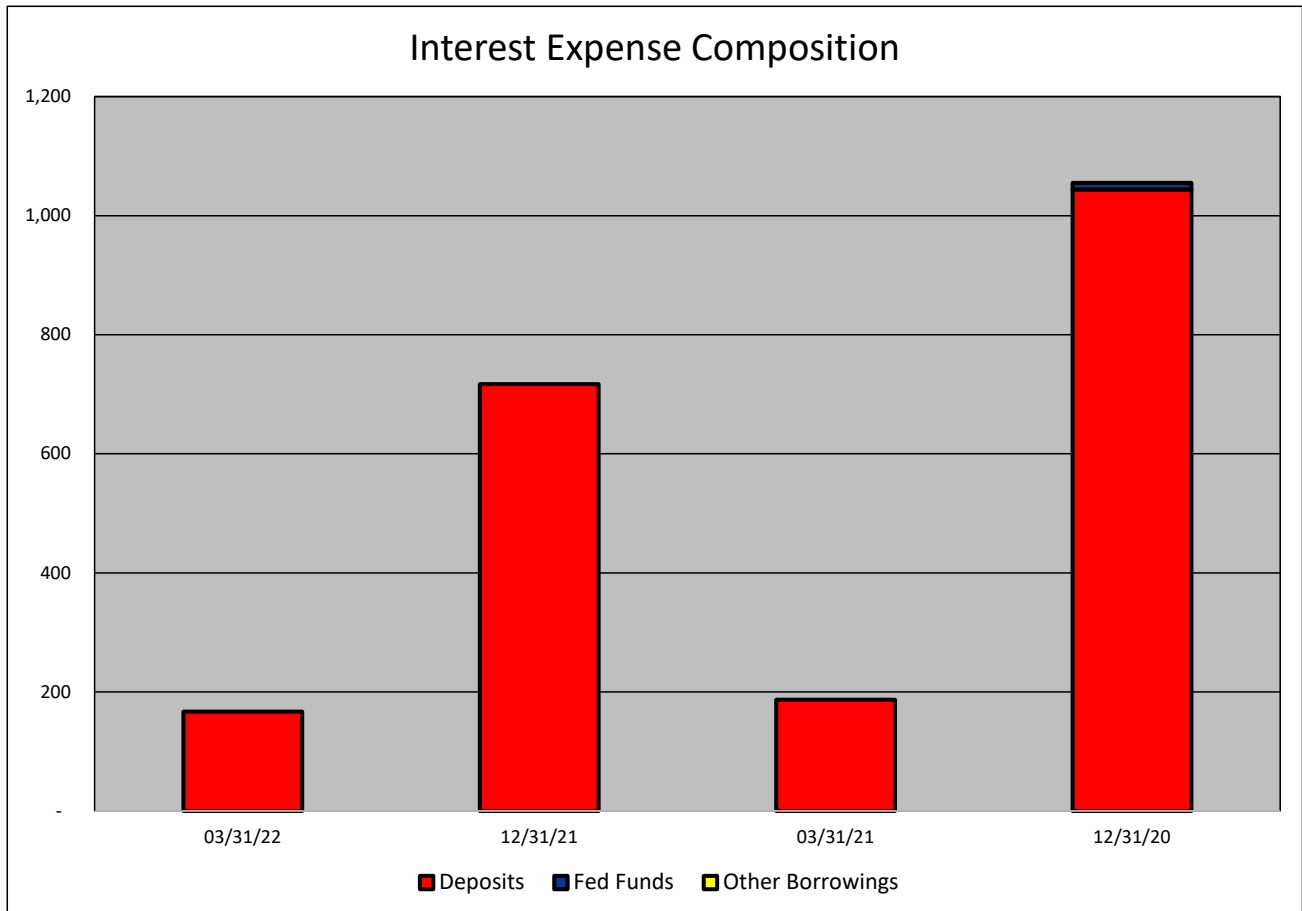


INTEREST EXPENSE COMPOSITION- Heartland National Bank
(Dollars in Thousands)

As of:	03/31/22	12/31/21	03/31/21	12/31/20	\$ Change 12 MTHS	% Change 12 MTHS
--------	----------	----------	----------	----------	----------------------	---------------------

INTEREST EXPENSE CATEGORY

Deposits	167	717	187	1,044	(20)	(10.70)
Fed Funds	-	-	-	11	-	NA
Other Borrowings	-	-	-	-	-	NA
Total Int Expense	167	717	187	1,055	(20)	(10.70)

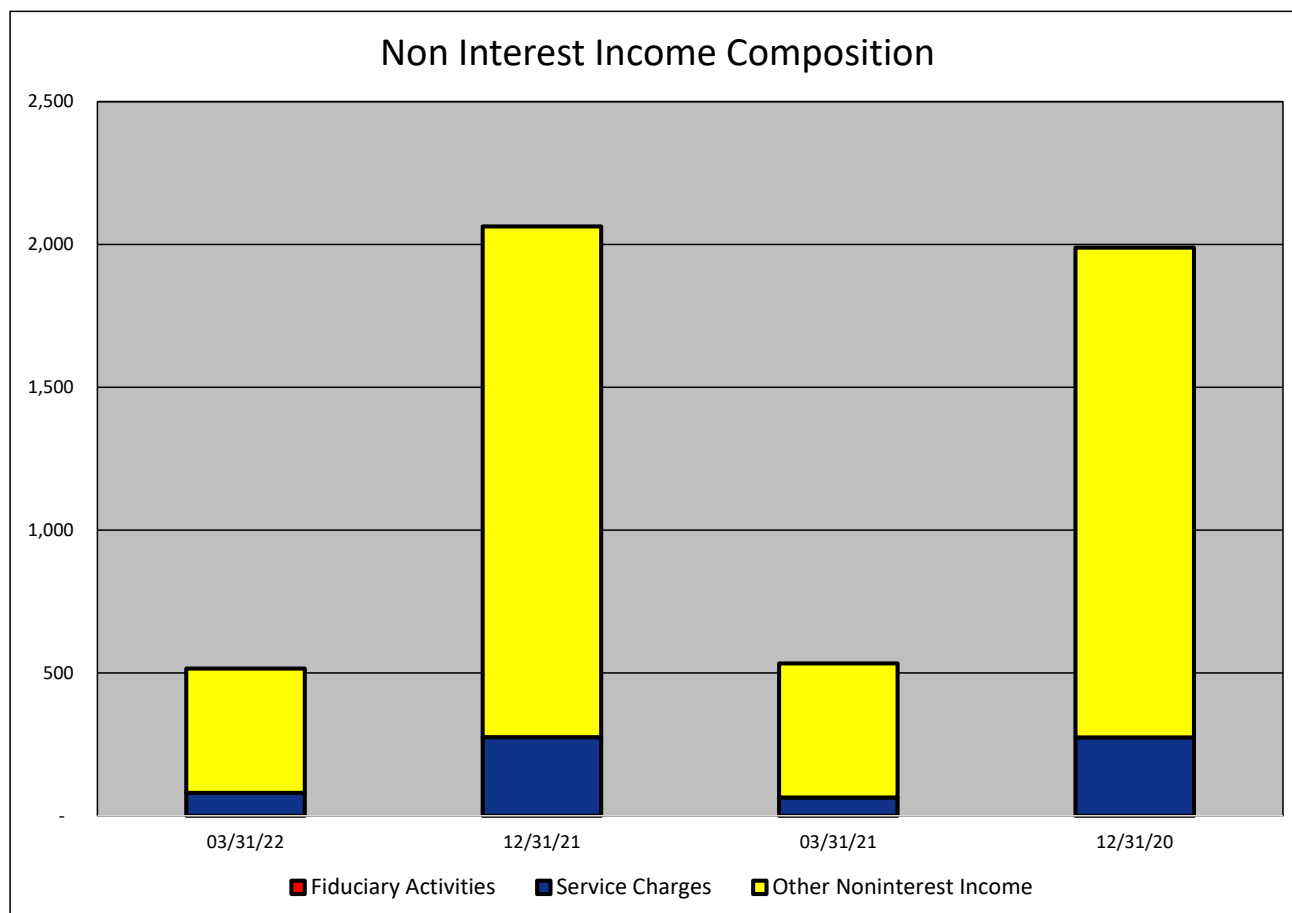


NONINTEREST INCOME COMPOSITION- Heartland National Bank
(Dollars in Thousands)

As of:	03/31/22	12/31/21	03/31/21	12/31/20	\$ Change 12 MTHS	% Change 12 MTHS
--------	----------	----------	----------	----------	----------------------	---------------------

NONINTEREST INCOME CATEGORY

Fiduciary Activities	-	-	-	-	-	NA
Service Charges	80	275	64	274	16	25.00
Other Noninterest Income	435	1,788	469	1,715	(34)	(7.25)
Total Nonint. Income	515	2,063	533	1,989	(18)	(3.38)

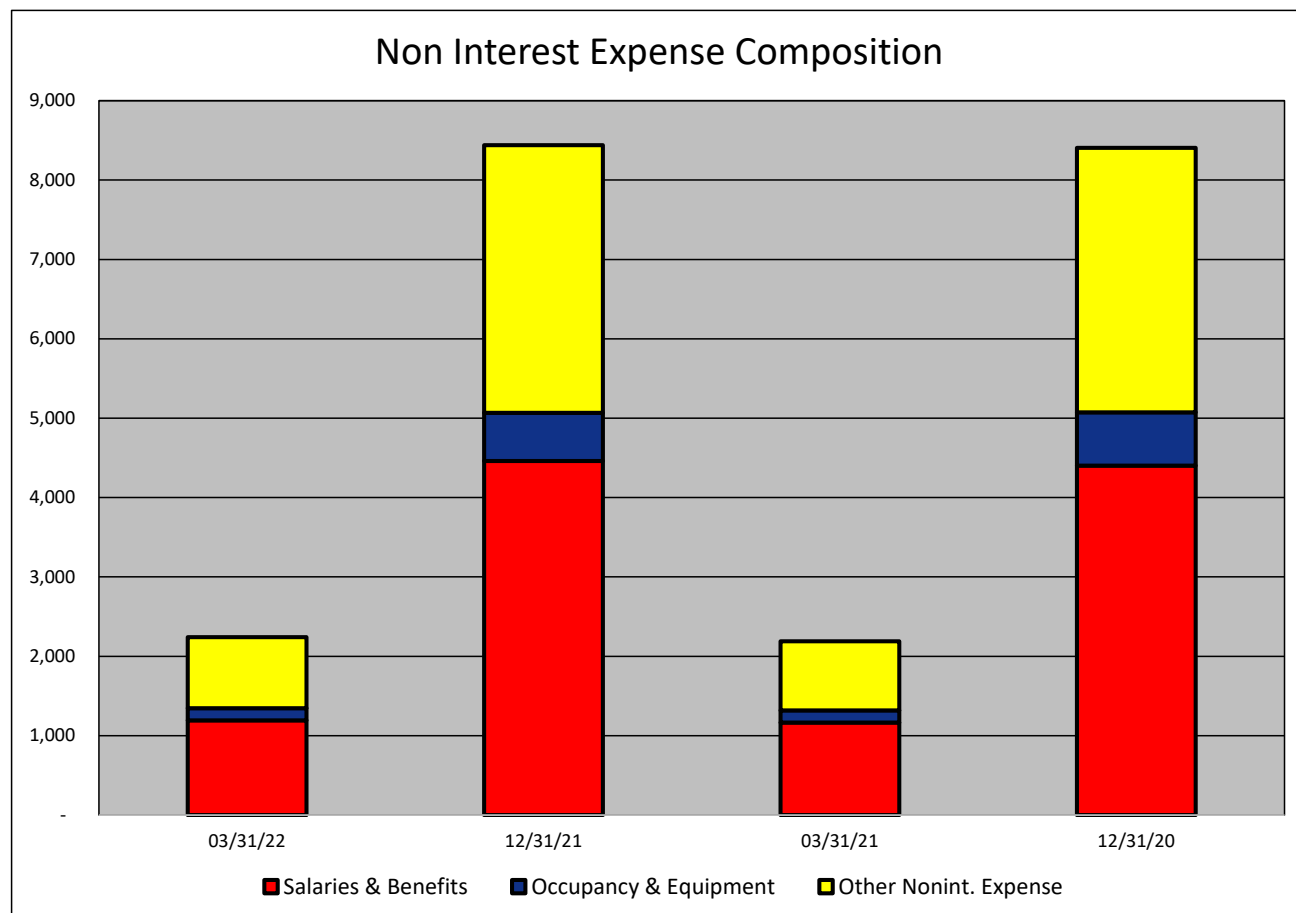


NONINTEREST EXPENSE COMPOSITION- Heartland National Bank
(Dollars in Thousands)

As of:	03/31/22	12/31/21	03/31/21	12/31/20	\$ Change 12 MTHS	% Change 12 MTHS
--------	----------	----------	----------	----------	----------------------	---------------------

NONINTEREST EXPENSE CATEGORY

Salaries & Benefits	1,193	4,461	1,164	4,402	29	2.49
Occupancy & Equipment	152	606	154	673	(2)	(1.30)
Other Nonint. Expense	895	3,371	870	3,330	25	2.87
Total Nonint. Expense	2,240	8,438	2,188	8,405	52	2.38



PEER GROUP COMPARISONS REPORT
Central Florida Group

BALANCE SHEET

Institution name	Total Assets \$000		% Change in Assets
	This Year	Last Year	
Cogent Bank	1,243,617	877,902	41.66
Winter Park National Bank	759,789	578,104	31.43
Sunrise Bank	407,599	313,799	29.89
Citizens Bank And Trust	1,265,143	986,700	28.22
Bank Of Central Florida	1,009,599	833,129	21.18
Commerce Bank & Trust	178,053	147,538	20.68
Citizens First Bank	4,013,670	3,333,860	20.39
First Bank	647,856	552,690	17.22
Southstate Bank, National Association	46,182,119	39,608,763	16.60
United Southern Bank	840,015	745,335	12.70
The First National Bank Of Mount Dora	382,657	345,351	10.80
Wauchula State Bank	966,999	878,538	10.07
Surety Bank	204,905	187,174	9.47
Crews Bank & Trust	233,183	214,470	8.73
Mainstreet Community Bank Of Florida	770,263	713,407	7.97
First Colony Bank Of Florida	297,707	277,103	7.44
Heartland National Bank	674,869	633,876	6.47
First National Bank Of Wauchula	90,141	85,711	5.17
Citizens Bank Of Florida	495,584	480,091	3.23
Axiom Bank, National Association	637,467	652,892	(2.36)

Select Peer Average	3,065,062	2,622,322	15.35
----------------------------	-----------	-----------	-------

PEER GROUP COMPARISONS REPORT
Central Florida Group

BALANCE SHEET

Institution name	Total Loans \$000		% Change in Loans
	This Year	Last Year	
Sunrise Bank	261,403	196,665	32.92
Cogent Bank	880,061	676,334	30.12
Citizens First Bank	1,119,268	927,453	20.68
First National Bank Of Wauchula	64,938	55,608	16.78
Bank Of Central Florida	493,906	440,089	12.23
Winter Park National Bank	295,385	266,968	10.64
First Colony Bank Of Florida	181,013	168,479	7.44
Southstate Bank, National Association	26,686,803	24,844,403	7.42
Commerce Bank & Trust	93,789	87,559	7.12
Wauchula State Bank	523,101	492,414	6.23
First Bank	354,896	341,403	3.95
Surety Bank	73,172	75,525	(3.12)
Citizens Bank And Trust	512,400	529,154	(3.17)
Mainstreet Community Bank Of Florida	444,996	470,726	(5.47)
Crews Bank & Trust	83,391	88,342	(5.60)
Citizens Bank Of Florida	266,506	288,729	(7.70)
Heartland National Bank	148,480	165,950	(10.53)
The First National Bank Of Mount Dora	97,306	110,222	(11.72)
United Southern Bank	302,098	349,022	(13.44)
Axiom Bank, National Association	406,646	519,382	(21.71)

Select Peer Average	1,664,478	1,554,721	3.65
----------------------------	-----------	-----------	------

PEER GROUP COMPARISONS REPORT
Central Florida Group

CAPITAL RATIOS
For the three months ended March 31, 2022

Institution name	Equity/ Assets	Leverage Ratio	Tier 1 Risk- based Ratio	Risk based Capital Ratio	Common Equity Tier 1 Capital Ratio
Axiom Bank, National Association	14.08	13.79	20.90	22.15	20.90
The First National Bank Of Mount Dora	8.95	10.61	16.91	18.00	16.91
First National Bank Of Wauchula	9.97	10.12	0.00	0.00	0.00
Wauchula State Bank	9.53	10.03	0.00	0.00	0.00
Citizens First Bank	8.18	9.96	15.04	15.80	15.04
Sunrise Bank	8.88	9.84	0.00	0.00	0.00
Surety Bank	8.00	9.77	22.46	23.56	22.46
Southstate Bank, National Association	11.85	9.19	12.37	12.99	12.37
Cogent Bank	8.55	9.03	11.94	13.19	11.94
Mainstreet Community Bank Of Florida	7.47	8.70	0.00	0.00	0.00
First Bank	7.36	8.42	13.94	15.19	13.94
Crews Bank & Trust	7.61	8.25	20.35	21.61	20.35
Citizens Bank Of Florida	7.61	8.22	13.40	14.63	13.40
First Colony Bank Of Florida	7.87	7.96	12.20	13.45	12.20
Commerce Bank & Trust	6.24	7.95	13.84	15.09	13.84
United Southern Bank	4.39	7.71	15.42	16.69	15.42
Citizens Bank And Trust	4.33	7.32	13.92	14.76	13.92
Heartland National Bank	6.68	7.32	23.61	24.76	23.61
Bank Of Central Florida	6.04	7.27	12.17	13.04	12.17
Winter Park National Bank	5.77	6.73	12.14	13.16	12.14

Select Peer Average	7.97	8.91	12.53	13.40	12.53
----------------------------	------	------	-------	-------	-------

PEER GROUP COMPARISONS REPORT
Central Florida Group

BALANCE SHEET RATIOS
For the three months ended March 31, 2022

Institution name	Loans/ Deposits	Gross Loans/ Assets	Securities/ Assets
First National Bank Of Wauchula	82.02	72.04	7.77
Cogent Bank	77.91	70.77	10.63
Axiom Bank, National Association	76.03	63.79	4.51
Sunrise Bank	71.28	64.13	11.48
Southstate Bank, National Association	68.65	57.79	18.95
First Colony Bank Of Florida	66.49	60.80	15.51
Mainstreet Community Bank Of Florida	63.03	57.77	24.85
Wauchula State Bank	60.25	54.10	22.55
First Bank	59.50	54.78	21.67
Citizens Bank Of Florida	58.75	53.78	20.41
Commerce Bank & Trust	56.72	52.67	23.63
Bank Of Central Florida	52.25	48.92	21.66
Citizens Bank And Trust	43.75	40.50	53.09
Winter Park National Bank	43.37	38.88	36.42
Surety Bank	39.06	35.71	11.83
Crews Bank & Trust	38.82	35.76	33.72
United Southern Bank	37.94	35.96	51.29
Citizens First Bank	33.78	27.89	65.04
The First National Bank Of Mount Dora	28.12	25.43	63.35
Heartland National Bank	23.73	22.00	34.31

Select Peer Average	54.07	48.67	27.63
----------------------------	-------	-------	-------

PEER GROUP COMPARISONS REPORT
Central Florida Group

PROFITABILITY RATIOS
For the three months ended March 31, 2022

Institution name	Avg Total Assets (\$000)	Return on Avg Assets	Return on Avg Equity
Surety Bank	202,589	2.73	31.01
Wauchula State Bank	938,178	1.75	18.00
First Colony Bank Of Florida	308,467	1.42	18.05
Winter Park National Bank	729,663	1.33	21.72
The First National Bank Of Mount Dora	378,359	1.20	11.56
Citizens First Bank	4,019,758	1.15	12.45
First Bank	629,284	1.14	14.67
Southstate Bank, National Association	43,059,326	0.98	8.01
Citizens Bank And Trust	1,260,895	0.97	16.89
United Southern Bank	850,610	0.86	14.92
Cogent Bank	1,189,348	0.81	9.71
Sunrise Bank	395,099	0.81	8.91
Citizens Bank Of Florida	512,095	0.75	9.87
Mainstreet Community Bank Of Florida	774,875	0.72	9.25
Bank Of Central Florida	965,879	0.63	9.36
Axiom Bank, National Association	644,492	0.56	3.78
Crews Bank & Trust	225,709	0.55	6.92
Commerce Bank & Trust	184,390	0.47	6.70
First National Bank Of Wauchula	88,235	0.44	4.50
Heartland National Bank	673,103	0.37	5.32

Select Peer Average	2,901,518	0.98	12.08
----------------------------	-----------	------	-------

PEER GROUP COMPARISONS REPORT
Central Florida Group

PROFITABILITY RATIOS
For the three months ended March 31, 2022

Institution name	Noninterest Income/AA	Net Overhead Ratio	Efficiency Ratio	Assets (per million) per Employee
Winter Park National Bank	0.07	0.93	41.22	30.39
Citizens First Bank	0.95	0.44	48.25	10.03
Wauchula State Bank	0.49	1.35	48.78	6.72
First Colony Bank Of Florida	0.10	1.46	49.67	14.89
Surety Bank	2.91	(0.08)	50.27	5.85
First Bank	0.60	1.62	58.28	6.29
Citizens Bank Of Florida	0.15	1.60	63.55	7.62
United Southern Bank	0.56	1.52	63.63	5.75
Cogent Bank	0.59	2.13	63.84	8.02
Southstate Bank, National Association	0.87	1.30	64.75	8.91
Mainstreet Community Bank Of Florida	0.42	1.72	67.05	7.34
Bank Of Central Florida	0.19	1.52	67.30	12.16
Sunrise Bank	0.10	2.04	67.71	8.15
Citizens Bank And Trust	0.72	1.55	68.83	6.99
The First National Bank Of Mount Dora	1.99	1.22	69.44	4.61
Heartland National Bank	0.31	1.03	74.55	11.25
Commerce Bank & Trust	0.24	1.78	78.22	9.89
Crews Bank & Trust	0.51	1.81	79.60	14.57
First National Bank Of Wauchula	0.37	3.55	88.93	3.34
Axiom Bank, National Association	0.83	3.47	107.49	4.87

Select Peer Average	0.65	1.60	66.07	9.38
----------------------------	------	------	-------	------

PEER GROUP COMPARISONS REPORT
Central Florida Group

ASSET QUALITY RATIOS
For the three months ended March 31, 2022

Institution name	Reserves/ Loans	Nonperf Loans/ Total Loans	Nonperf Assets/ Total Assets	Adjusted Texas Ratio
Citizens Bank Of Florida	1.43	0.00	0.00	0.00
Bank Of Central Florida	1.01	0.00	0.00	0.00
Commerce Bank & Trust	1.71	0.00	0.00	0.00
First Bank	1.86	0.00	0.00	0.00
First Colony Bank Of Florida	1.49	0.01	0.00	0.04
Heartland National Bank	1.61	0.02	0.00	0.05
Winter Park National Bank	1.40	0.00	0.00	0.00
Citizens First Bank	1.81	0.03	0.01	0.10
Mainstreet Community Bank Of Florida	1.48	0.02	0.01	0.12
Sunrise Bank	1.21	0.18	0.11	1.18
United Southern Bank	3.15	0.38	0.14	2.50
Crews Bank & Trust	3.02	0.50	0.18	2.06
Citizens Bank And Trust	1.08	0.20	0.19	3.99
Wauchula State Bank	1.91	0.41	0.23	2.16
Southstate Bank, National Association	1.13	0.43	0.25	2.96
Surety Bank	1.33	0.69	0.25	2.90
Cogent Bank	1.28	0.47	0.33	3.51
Axiom Bank, National Association	1.32	0.58	0.38	2.30
First National Bank Of Wauchula	1.12	1.01	0.73	6.75
The First National Bank Of Mount Dora	2.65	3.22	0.88	5.52

Select Peer Average	1.65	0.41	0.18	1.81
----------------------------	------	------	------	------

PEER GROUP COMPARISONS REPORT
Central Florida Group

STATEMENT OF CONDITION (% OF ASSETS)
For the three months ended March 31, 2022

Institution name	Cash & Nointerest bearing Deps	Interest- bearing Bal	Fed Funds Sold & Repos	Held to Maturity Secs	Available for Sale Secs
Surety Bank	25.93	23.10	0.00	0.00	11.83
First National Bank Of Wauchula	10.84	5.18	0.00	0.00	7.77
First Bank	4.76	14.76	0.62	0.00	21.67
Commerce Bank & Trust	3.15	18.32	0.00	0.00	23.63
Sunrise Bank	2.52	20.97	0.00	1.23	10.25
Winter Park National Bank	1.77	21.16	0.00	23.19	13.23
Crews Bank & Trust	1.35	28.23	0.00	18.13	15.59
First Colony Bank Of Florida	1.33	22.15	0.00	8.06	7.46
Heartland National Bank	1.29	40.19	0.00	0.00	34.31
Southstate Bank, National Association	1.27	11.50	0.29	6.12	12.83
United Southern Bank	1.25	7.54	0.00	0.00	51.29
Axiom Bank, National Association	1.14	25.89	0.00	0.00	4.51
Wauchula State Bank	1.08	21.81	0.00	14.62	7.93
Bank Of Central Florida	0.91	25.90	0.00	0.00	21.66
Citizens First Bank	0.77	0.25	3.37	0.00	65.04
Mainstreet Community Bank Of Florida	0.69	11.36	1.07	0.00	24.85
The First National Bank Of Mount Dora	0.53	5.36	0.00	0.00	63.35
Citizens Bank Of Florida	0.52	22.07	0.00	0.00	20.41
Citizens Bank And Trust	0.34	3.36	0.00	0.00	53.09
Cogent Bank	0.33	18.01	0.00	0.00	10.63

Select Peer Average	3.09	17.36	0.27	3.57	24.07
----------------------------	-------------	--------------	-------------	-------------	--------------

PEER GROUP COMPARISONS REPORT
Central Florida Group

STATEMENT OF CONDITION (% OF ASSETS)
For the three months ended March 31, 2022

Institution name	Net Loans & Leases	Premises & Fixed Assets	Total Real Estate Owned	Intangible Assets
First National Bank Of Wauchula	71.23	1.43	0.00	0.00
Cogent Bank	69.64	0.45	0.00	0.05
Sunrise Bank	63.36	0.99	0.00	0.02
Axiom Bank, National Association	62.95	2.30	0.01	0.32
First Colony Bank Of Florida	59.89	0.59	0.00	0.00
Southstate Bank, National Association	56.85	1.24	0.01	4.65
Mainstreet Community Bank Of Florida	56.71	2.31	0.00	0.01
First Bank	53.76	2.30	0.00	0.00
Wauchula State Bank	53.06	0.77	0.01	0.00
Citizens Bank Of Florida	53.01	1.64	0.00	0.00
Commerce Bank & Trust	51.77	0.09	0.00	0.00
Bank Of Central Florida	48.43	1.09	0.00	0.02
Citizens Bank And Trust	40.06	0.86	0.11	0.00
Winter Park National Bank	38.33	0.43	0.00	0.00
Surety Bank	35.24	1.00	0.00	0.00
United Southern Bank	34.83	1.24	0.00	0.00
Crews Bank & Trust	34.68	1.66	0.00	0.00
Citizens First Bank	26.81	1.11	0.00	0.26
The First National Bank Of Mount Dora	24.75	1.24	0.06	0.00
Heartland National Bank	21.63	0.57	0.00	0.00

Select Peer Average	47.85	1.17	0.01	0.27
----------------------------	-------	------	------	------

PEER GROUP COMPARISONS REPORT
Central Florida Group

STATEMENT OF CONDITION (% OF TOTAL FUNDING SOURCES)
For the three months ended March 31, 2022

Institution name	Non Interest Bearing Deps	Interest Bearing Deps	Total Deps	Total Fed Funds & Repos	Other Borrowed Money
United Southern Bank	60.61	39.39	100.00	0.00	0.00
Bank Of Central Florida	42.85	57.15	100.00	0.00	0.00
The First National Bank Of Mount Dora	42.05	57.95	100.00	0.00	0.00
Crews Bank & Trust	40.55	59.45	100.00	0.00	0.00
Cogent Bank	40.23	59.77	100.00	0.00	0.00
Mainstreet Community Bank Of Florida	40.19	59.39	99.58	0.00	0.42
Citizens Bank And Trust	39.93	57.94	97.87	2.13	0.00
First Bank	39.02	60.98	100.00	0.00	0.00
Surety Bank	38.48	61.52	100.00	0.00	0.00
First Colony Bank Of Florida	37.03	62.97	100.00	0.00	0.00
Sunrise Bank	36.99	61.93	98.92	0.00	1.08
Wauchula State Bank	36.27	63.26	99.53	0.43	0.04
Southstate Bank, National Association	35.69	62.36	98.05	1.94	0.01
First National Bank Of Wauchula	33.64	66.36	100.00	0.00	0.00
Citizens Bank Of Florida	33.31	66.69	100.00	0.00	0.00
Commerce Bank & Trust	32.82	66.64	99.46	0.00	0.54
Winter Park National Bank	28.88	66.40	95.28	4.58	0.14
Heartland National Bank	25.44	74.56	100.00	0.00	0.00
Axiom Bank, National Association	20.60	77.56	98.16	0.00	1.84
Citizens First Bank	18.66	72.36	91.02	8.98	0.00

Select Peer Average	36.16	62.73	98.89	0.90	0.20
----------------------------	-------	-------	-------	------	------

PEER GROUP COMPARISONS REPORT
Central Florida Group

YIELDS, COSTS & SPREADS - ASSET YIELDS
For the three months ended March 31, 2022

Institution name	Yield on Earning Assets	Cost of Funds	Net Interest Margin	Avg Earning Assets/AA
First National Bank Of Wauchula	4.78	0.36	4.55	88.32
Surety Bank	4.13	0.39	3.82	69.18
Cogent Bank	3.89	0.35	3.69	99.25
First Bank	3.60	0.23	3.46	92.35
Commerce Bank & Trust	3.91	0.64	3.37	68.32
Axiom Bank, National Association	3.74	0.55	3.35	94.67
Wauchula State Bank	3.33	0.09	3.28	98.55
Sunrise Bank	3.35	0.41	3.11	98.09
First Colony Bank Of Florida	3.13	0.14	3.00	98.77
Mainstreet Community Bank Of Florida	2.98	0.16	2.88	96.16
United Southern Bank	2.83	0.08	2.78	96.95
Southstate Bank, National Association	2.78	0.08	2.73	90.44
Citizens Bank Of Florida	2.85	0.30	2.67	97.27
Citizens Bank And Trust	2.71	0.18	2.60	96.61
The First National Bank Of Mount Dora	2.63	0.16	2.54	94.68
Crews Bank & Trust	2.51	0.11	2.45	96.59
Winter Park National Bank	2.63	0.29	2.43	96.51
Bank Of Central Florida	2.52	0.17	2.42	96.96
Citizens First Bank	2.02	0.15	1.91	96.22
Heartland National Bank	1.62	0.14	1.52	97.39

Select Peer Average	3.10	0.25	2.70	93.16
----------------------------	------	------	------	-------