

# Gulf Atlantic Bank

Key West, FL

Established  
4/13/2020

## Florida Bank and Thrift Performance Report

### Table of Contents

<b>Title</b>	<b>Page</b>
PEER GROUP POSITION	1
EXECUTIVE SUMMARY	2
SELECTED FINANCIAL DATA	3
SECURITIES COMPOSITION	4
LOAN PORTFOLIO COMPOSITION	5
LOAN PORTFOLIO QUALITY	6
DEPOSIT BASE COMPOSITION	7
INTEREST INCOME COMPOSITION	8
INTEREST EXPENSE COMPOSITION	9
NONINTEREST INCOME COMPOSITION	10
NONINTEREST EXPENSE COMPOSITION	11
PEER GROUP COMPARISONS REPORT	12-22

#### **FLORIDA BANKING TEAM**

Ed Hacker, Robert Brink, Ted Hacker, Steve Kania, David Ajvazi, Michael Squitieri, Erica Hines, Sacha Widmaier, Kristin Moroso, Anthony Hagbartsen, Matthew Hanley, Jordan Augustyniak, Madeline Bogumil, Natalie Filippone, Lauren Klindt, Phillip Berdeguer, Andrew Joyce, Dylan Frayne, Mai Tran, Meranda Joseph, Patricia Romero, Vanessa Hossler, Adam McCord

Information contained herein was obtained from FIS is believed to be reliable however, accuracy is not guaranteed and all peer and state averages are simple averages.

**PEER GROUP POSITION**

For the  
*South Florida Group*

**For the six months June 30, 2022**

Institution name	Total Assets (\$'000's)
Bankunited, National Association	36,428,574
City National Bank Of Florida	23,177,678
Amerant Bank, National Association	8,127,227
Ocean Bank	5,402,416
Bradesco Bac Florida Bank	2,952,433
Professional Bank	2,657,026
Banesco Usa	2,593,150
U. S. Century Bank	2,016,086
First State Bank Of The Florida Keys	1,300,709
Grove Bank & Trust	1,204,210
Helm Bank Usa	1,178,553
Pacific National Bank	1,108,611
Banco Do Brasil Americas	1,092,652
Apollo Bank	1,061,855
The First National Bank Of South Miami	1,035,705
International Finance Bank	960,942
Terrabank, National Association	664,648
Intercredit Bank, National Association	480,292
Sunstate Bank	474,747
Interamerican Bank, A Fsb	277,095
Eastern National Bank	251,494
Gulf Atlantic Bank	103,828
Plus International Bank	61,613

Institution name	Return on Avg Assets (%)
First State Bank Of The Florida Keys	1.24
City National Bank Of Florida	1.22
U. S. Century Bank	1.03
Apollo Bank	1.02
Bankunited, National Association	0.93
Ocean Bank	0.93
Banesco Usa	0.89
International Finance Bank	0.84
Bradesco Bac Florida Bank	0.77
Pacific National Bank	0.76
Professional Bank	0.76
Amerant Bank, National Association	0.75
Sunstate Bank	0.49
Helm Bank Usa	0.48
The First National Bank Of South Miami	0.41
Banco Do Brasil Americas	0.40
Grove Bank & Trust	0.38
Terrabank, National Association	0.37
Intercredit Bank, National Association	0.30
Interamerican Bank, A Fsb	0.16
Plus International Bank	(0.11)
Gulf Atlantic Bank	(1.08)
Eastern National Bank	(1.33)

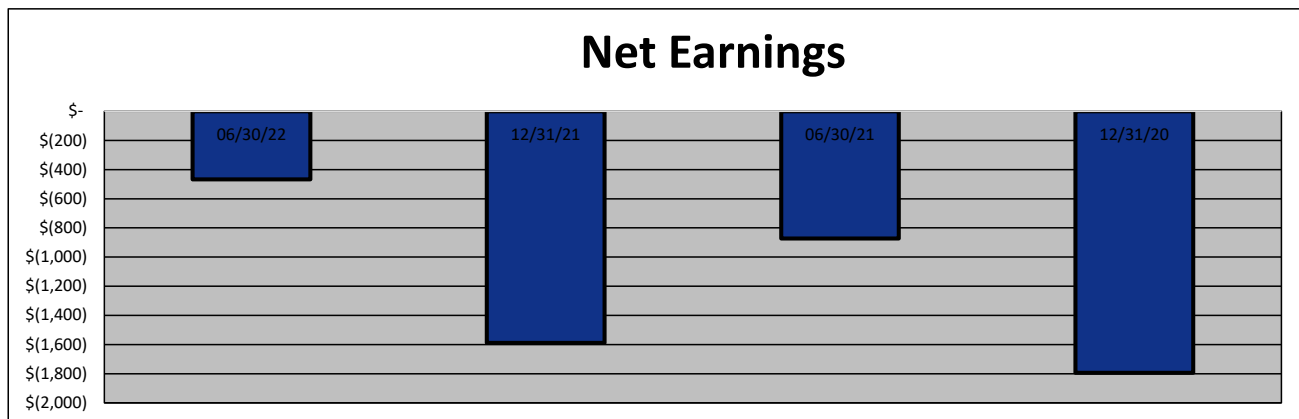
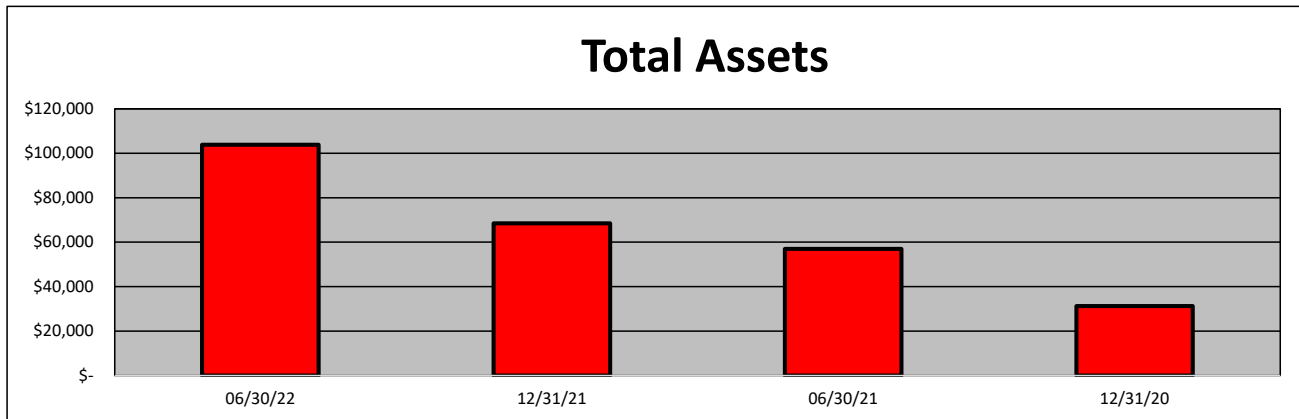
**EXECUTIVE SUMMARY - Gulf Atlantic Bank**  
(Percentage)

Period Ending	06/30/22	12/31/21	06/30/21	12/31/20	State Avg.	Peer Avg.
<b>CAPITAL RATIOS</b>						
Equity/Assets	8.65	13.01	16.78	30.91	10.08	9.39
Leverage Ratio	10.66	12.99	18.70	32.97	10.09	10.02
Tier 1 Cap/Risk Based Assets	12.99	20.89	33.66	59.31	16.44	15.94
Risk Based Ratio	13.86	21.87	34.68	60.42	17.29	17.04
Common Equity Tier 1 Capital Ratio	12.99	20.89	33.66	59.31	16.42	15.27
<b>BALANCE SHEET RATIOS:</b>						
Loan/Deposit Ratio	71.29	57.89	51.43	67.71	64.07	74.48
Loans/Assets	62.38	50.14	42.58	46.46	52.71	63.78
Securities/Assets	16.43	23.88	21.24	18.87	17.27	19.13
<b>PROFITABILITY:</b>						
Return on Avg Assets	(1.08)	(2.88)	(3.95)	(11.66)	0.67	0.50
Return on Avg Equity	(10.63)	(16.98)	(18.31)	(29.20)	9.14	5.80
Nonint Income/Avg Assets	0.29	0.47	0.41	0.40	0.86	0.44
Net Overhead Ratio	3.57	5.10	6.14	12.31	1.91	2.08
Efficiency Ratio	117.27	177.97	211.40	568.60	225.75	78.13
Assets (per million) per Employee	5.46	3.60	3.56	2.09	9.27	9.71
<b>ASSET QUALITY:</b>						
Reserves/Loans	1.04	1.24	1.20	1.25	1.36	1.29
Nonperforming Loans/Total Loans	0.00	0.00	0.00	0.00	0.69	0.60
Nonperforming Assets/Total Assets	0.00	0.00	0.00	0.00	0.47	0.40
Adjusted Texas Ratio	0.00	0.00	0.00	0.00	3.38	3.09
<b>YIELDS &amp; COSTS:</b>						
Yield on earning assets	3.69	3.16	3.17	2.26	3.18	3.28
Cost of funds	0.49	0.43	0.44	0.48	0.42	0.41
Net interest margin	3.28	2.81	2.83	2.01	2.61	2.83
Avg Earning Assets/Avg Assets	91.65	94.55	94.94	91.33	90.17	93.46

**SELECTED FINANCIAL DATA - Gulf Atlantic Bank**  
(Dollars in Thousands)

<b>As of:</b>	<b>06/30/22</b>	<b>12/31/21</b>	<b>06/30/21</b>	<b>12/31/20</b>	<b>\$ Change 12 MTHS</b>	<b>% Change 12 MTHS</b>
Total Assets	103,828	68,455	56,977	31,303	46,851	82.23
Cash and Equivalents	14,378	13,994	16,705	9,248	(2,327)	(13.93)
Securities	17,060	16,344	12,104	5,907	4,956	40.95
Loans, net	64,763	34,321	24,259	14,542	40,504	166.96
Deposit Accounts	90,846	59,289	47,166	21,478	43,680	92.61
Fed Funds & Repos	-	-	-	-	-	NA
Total Equity	8,986	8,906	9,563	9,677	(577)	(6.03)

<b>Period Ending</b>	<b>06/30/22</b>	<b>12/31/21</b>	<b>06/30/21</b>	<b>12/31/20</b>	<b>\$ Change 12 MTHS</b>	<b>% Change 12 MTHS</b>
Net Earnings	(467)	(1,589)	(872)	(1,794)	405	(46.44)
Interest Income	1,470	1,646	665	317	805	121.05
Interest Expense	165	181	72	35	93	129.17
Net Interest Income	1,305	1,465	593	282	712	120.07
Prov for Loan Loss	247	243	109	182	138	126.61
Noninterest income	125	260	91	62	34	37.36
Gain on Sale of Securities	27	(1)	(1)	-	28	(2,800.00)
Noninterest Expense	1,677	3,070	1,446	1,956	231	15.98
Net Operating Income	(494)	(1,588)	(871)	(1,794)	377	(43.28)
Income Taxes	-	-	-	-	-	NA

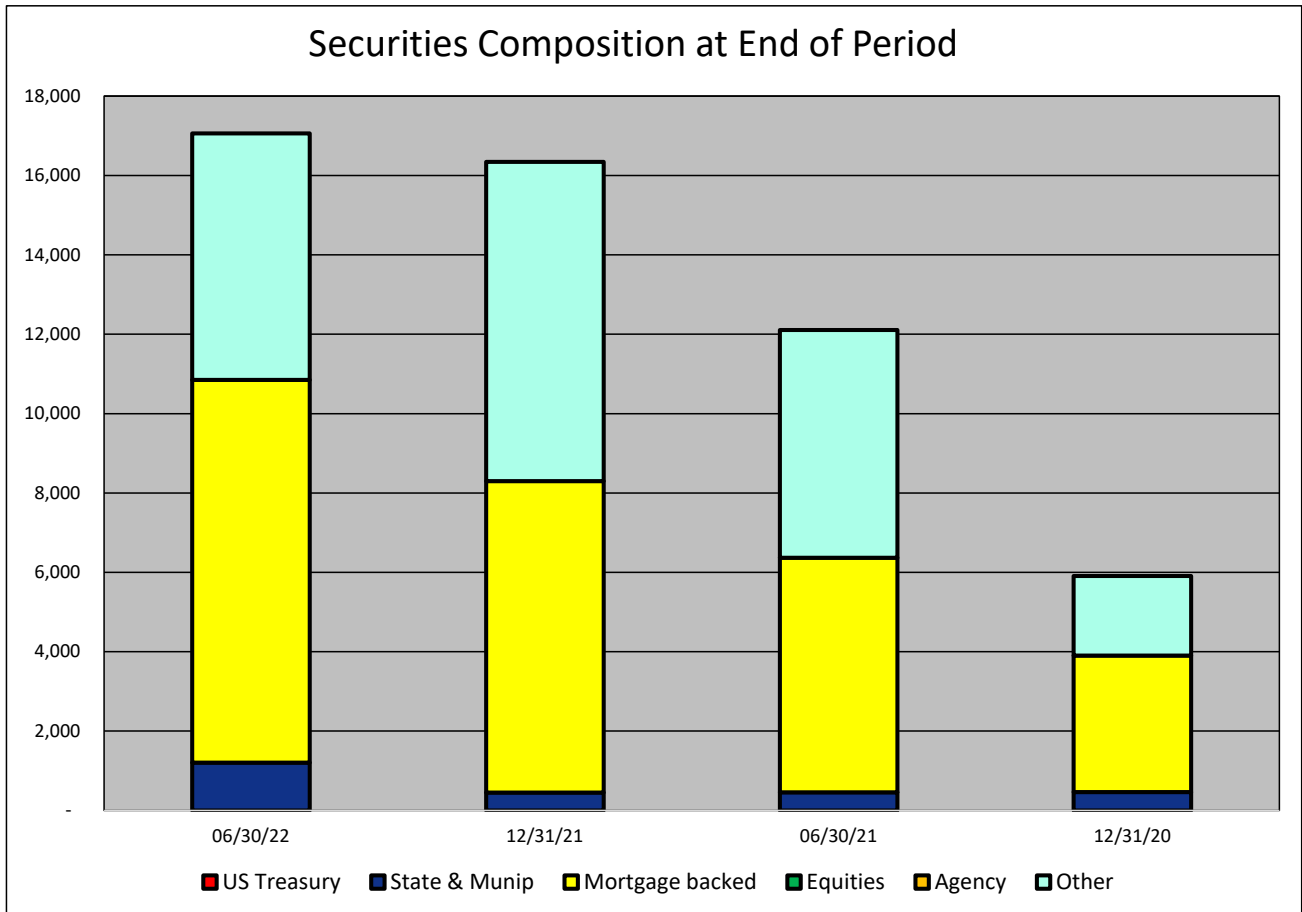


**SECURITIES COMPOSITION - Gulf Atlantic Bank**  
(Dollars in Thousands)

As of:	06/30/22	12/31/21	06/30/21	12/31/20	\$ Change 12 MTHS	% Change 12 MTHS
--------	----------	----------	----------	----------	----------------------	---------------------

**SECURITIES CATEGORY:**

US Treasury	-	-	-	-	-	NA
State & Munip	1,206	453	457	463	749	163.89
Mortgage backed	9,646	7,847	5,909	3,439	3,737	63.24
Equities	-	-	-	-	-	NA
Agency	-	-	-	-	-	NA
Other	6,208	8,044	5,738	2,005	470	8.19
<b>Total Securities</b>	<b>17,060</b>	<b>16,344</b>	<b>12,104</b>	<b>5,907</b>	<b>4,956</b>	<b>40.95</b>

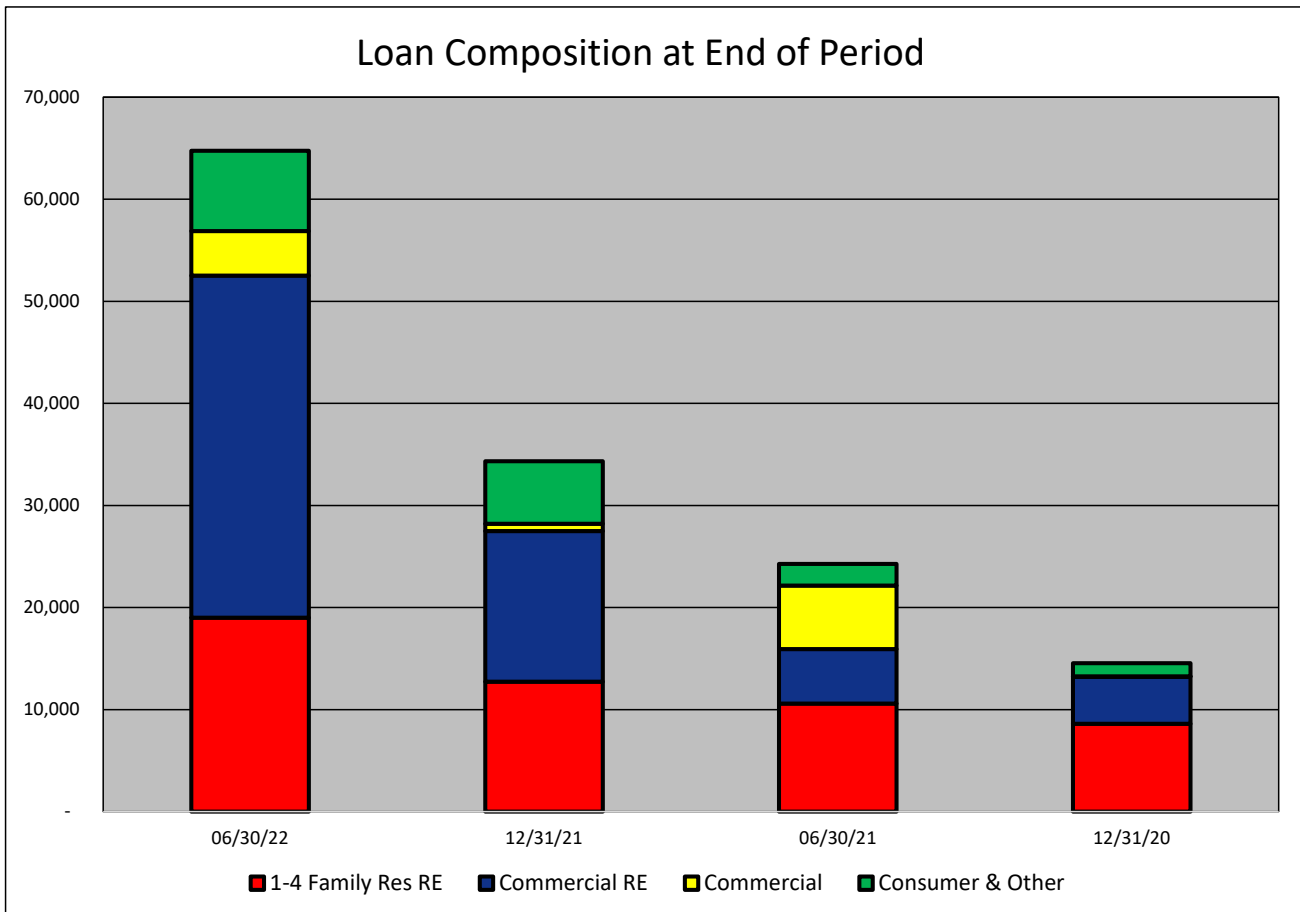


**LOAN PORTFOLIO COMPOSITION - Gulf Atlantic Bank**  
(Dollars in Thousands)

As of:	06/30/22	12/31/21	06/30/21	12/31/20	\$ Change 12 MTHS	% Change 12 MTHS
--------	----------	----------	----------	----------	----------------------	---------------------

**LOAN CATEGORY:**

1-4 Family Res RE	19,004	12,734	10,583	8,598	8,421	79.57
Commercial RE	33,509	14,766	5,353	4,642	28,156	525.99
Commercial	4,360	707	6,210	6	(1,850)	(29.79)
Consumer & Other	7,890	6,114	2,113	1,296	5,777	273.40
<b>Loans, Net</b>	<b>64,763</b>	<b>34,321</b>	<b>24,259</b>	<b>14,542</b>	<b>40,504</b>	<b>166.96</b>



**LOAN PORTFOLIO QUALITY - Gulf Atlantic Bank**  
(Dollars in Thousands)

As of:	06/30/22	12/31/21	06/30/21	12/31/20	\$ Change 12 MTHS	% Change 12 MTHS
--------	----------	----------	----------	----------	----------------------	---------------------

**LOAN LOSS RESERVE ACTIVITY:**

Beginning Balance	425	182	182	-	243	133.52
Total Recoveries	-	-	-	-	-	NA
Total Charge-offs	-	-	-	-	-	NA
Provision Expense	247	243	109	182	138	126.61
Writedown Transfer Loans HFS	-	-	-	-	-	NA
Adjustments	-	-	-	-	-	NA
Ending Balance	672	425	291	182	381	130.93

**NON-PERFORMING ASSETS:**

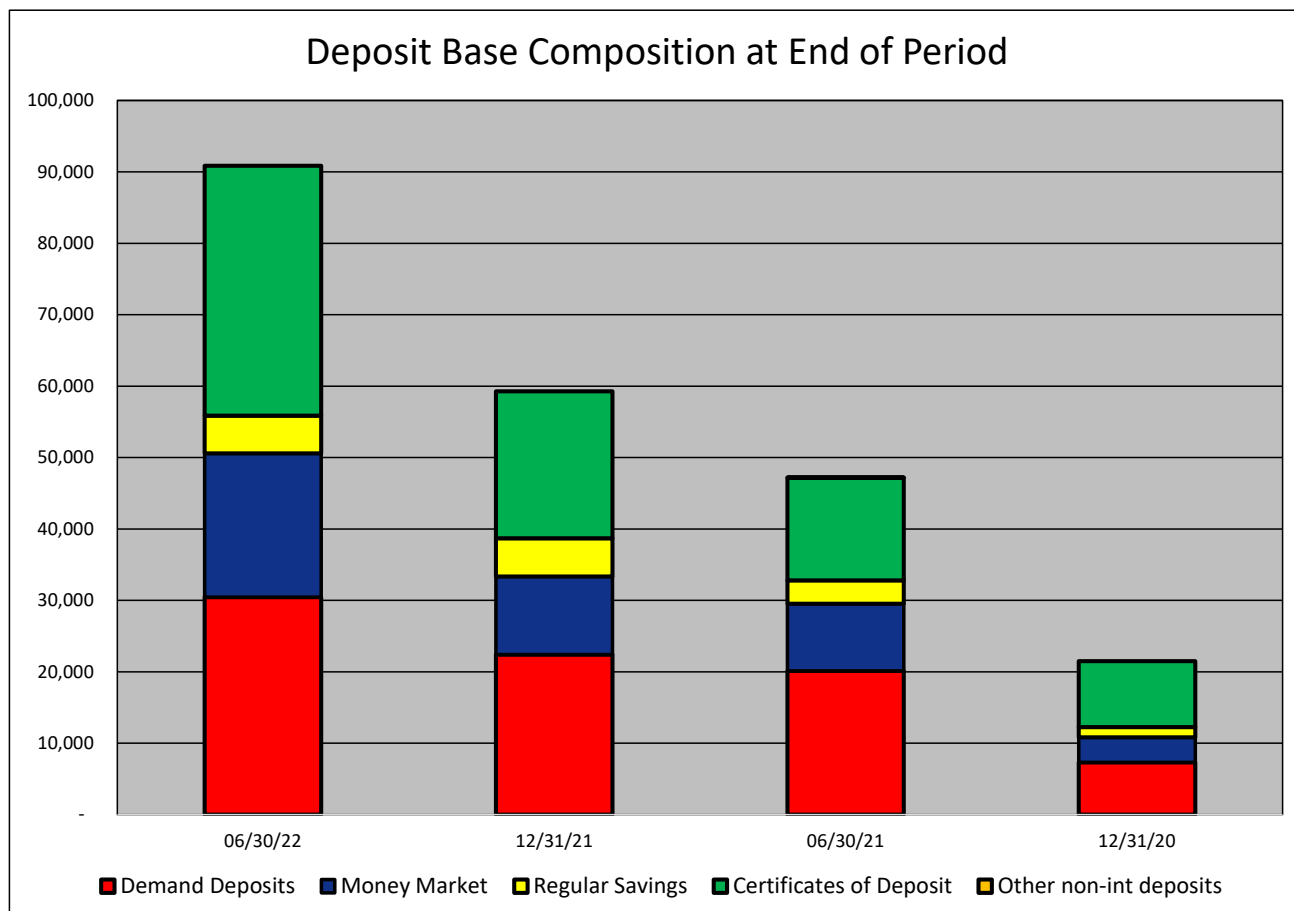
Total-90+ Days Past Due	-	-	-	-	-	NA
Total-Nonaccrual	-	-	-	-	-	NA
Foreclosed Real Estate	-	-	-	-	-	NA
Total Non-perf Assets	-	-	-	-	-	NA

**DEPOSIT BASE COMPOSITION - Gulf Atlantic Bank**  
(Dollars in Thousands)

As of:	06/30/22	12/31/21	06/30/21	12/31/20	\$ Change 12 MTHS	% Change 12 MTHS
--------	----------	----------	----------	----------	----------------------	---------------------

**DEPOSIT BASE CATEGORY:**

Demand Deposits	30,444	22,410	20,117	7,328	10,327	51.33
Money Market	20,149	10,928	9,403	3,514	10,746	114.28
Regular Savings	5,265	5,350	3,268	1,404	1,997	61.11
Certificates of Deposit	34,988	20,601	14,377	9,232	20,611	143.36
Other non-int deposits	-	-	1	-	(1)	(100.00)
<b>Total Deposits</b>	<b>90,846</b>	<b>59,289</b>	<b>47,166</b>	<b>21,478</b>	<b>43,680</b>	<b>92.61</b>



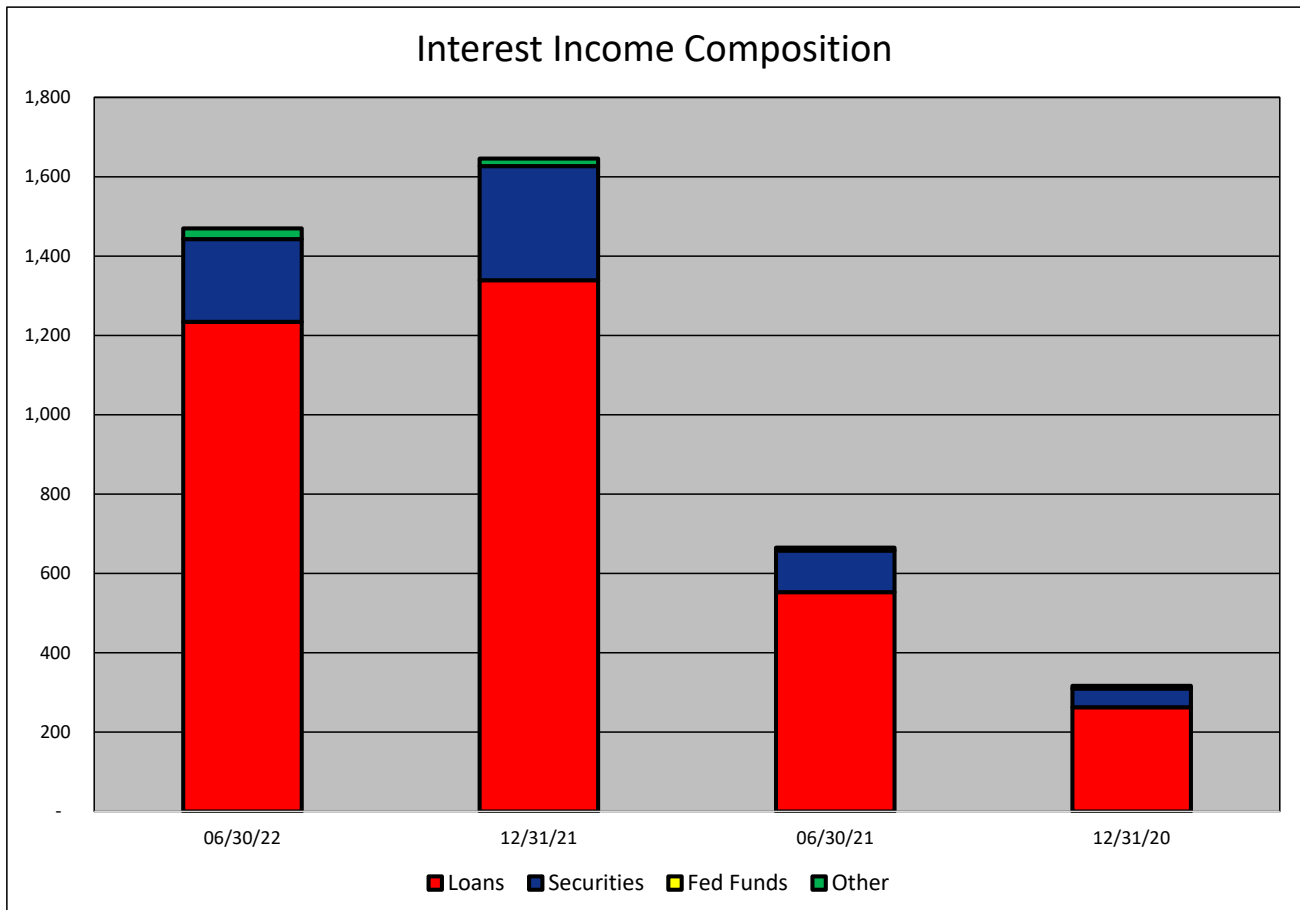


**INTEREST INCOME COMPOSITION- Gulf Atlantic Bank**  
(Dollars in Thousands)

As of:	06/30/22	12/31/21	06/30/21	12/31/20	\$ Change 12 MTHS	% Change 12 MTHS
--------	----------	----------	----------	----------	----------------------	---------------------

**INTEREST INCOME CATEGORY**

Loans	1,234	1,339	553	263	681	123.15
Securities	209	288	105	47	104	99.05
Fed Funds	-	-	-	-	-	NA
Other	27	19	7	7	20	285.71
<b>Total Int Income</b>	<b>1,470</b>	<b>1,646</b>	<b>665</b>	<b>317</b>	<b>805</b>	<b>121.05</b>

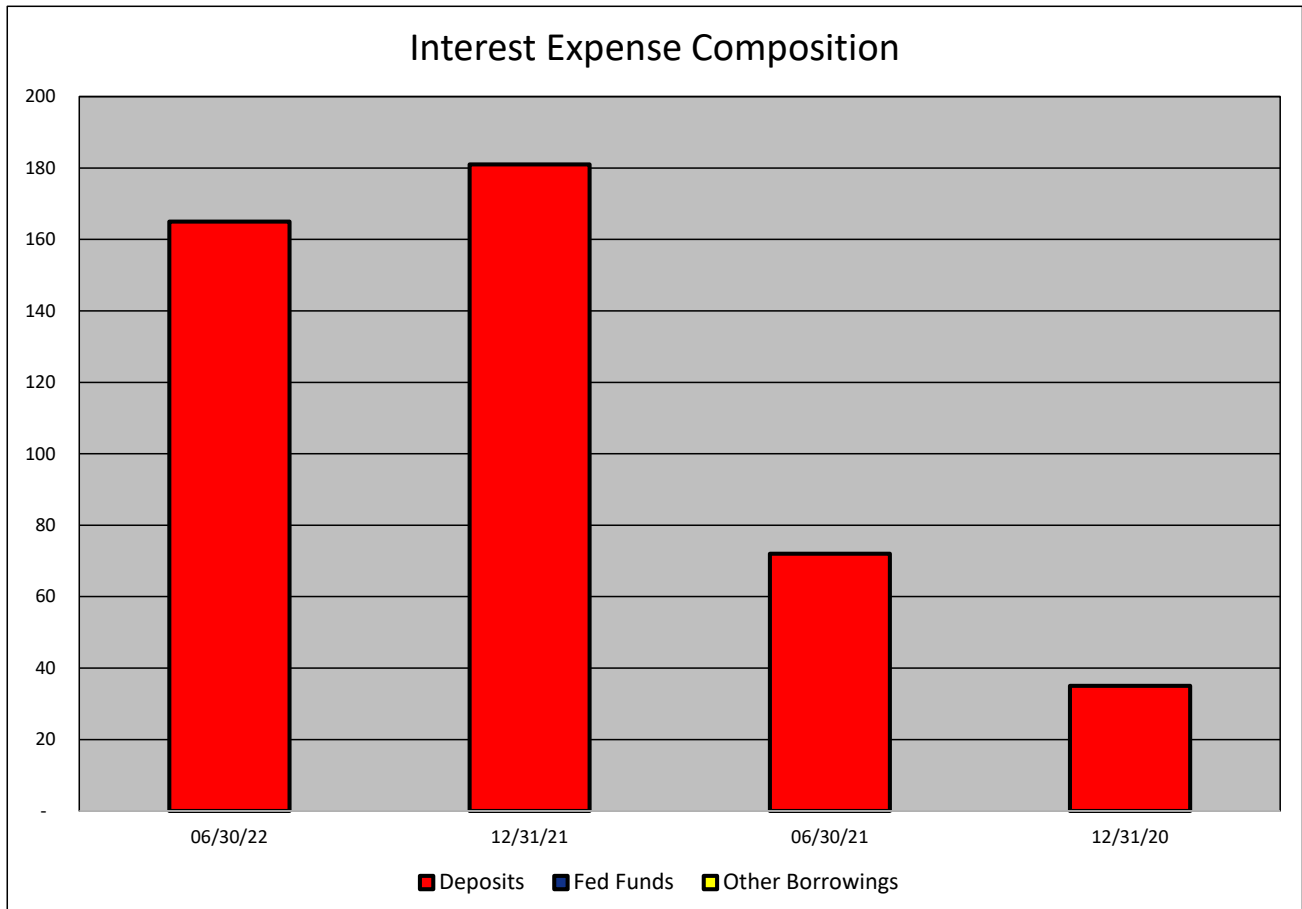


**INTEREST EXPENSE COMPOSITION- Gulf Atlantic Bank**  
(Dollars in Thousands)

As of:	06/30/22	12/31/21	06/30/21	12/31/20	\$ Change 12 MTHS	% Change 12 MTHS
--------	----------	----------	----------	----------	----------------------	---------------------

**INTEREST EXPENSE CATEGORY**

Deposits	165	181	72	35	93	129.17
Fed Funds	-	-	-	-	-	NA
Other Borrowings	-	-	-	-	-	NA
<b>Total Int Expense</b>	<b>165</b>	<b>181</b>	<b>72</b>	<b>35</b>	<b>93</b>	<b>129.17</b>

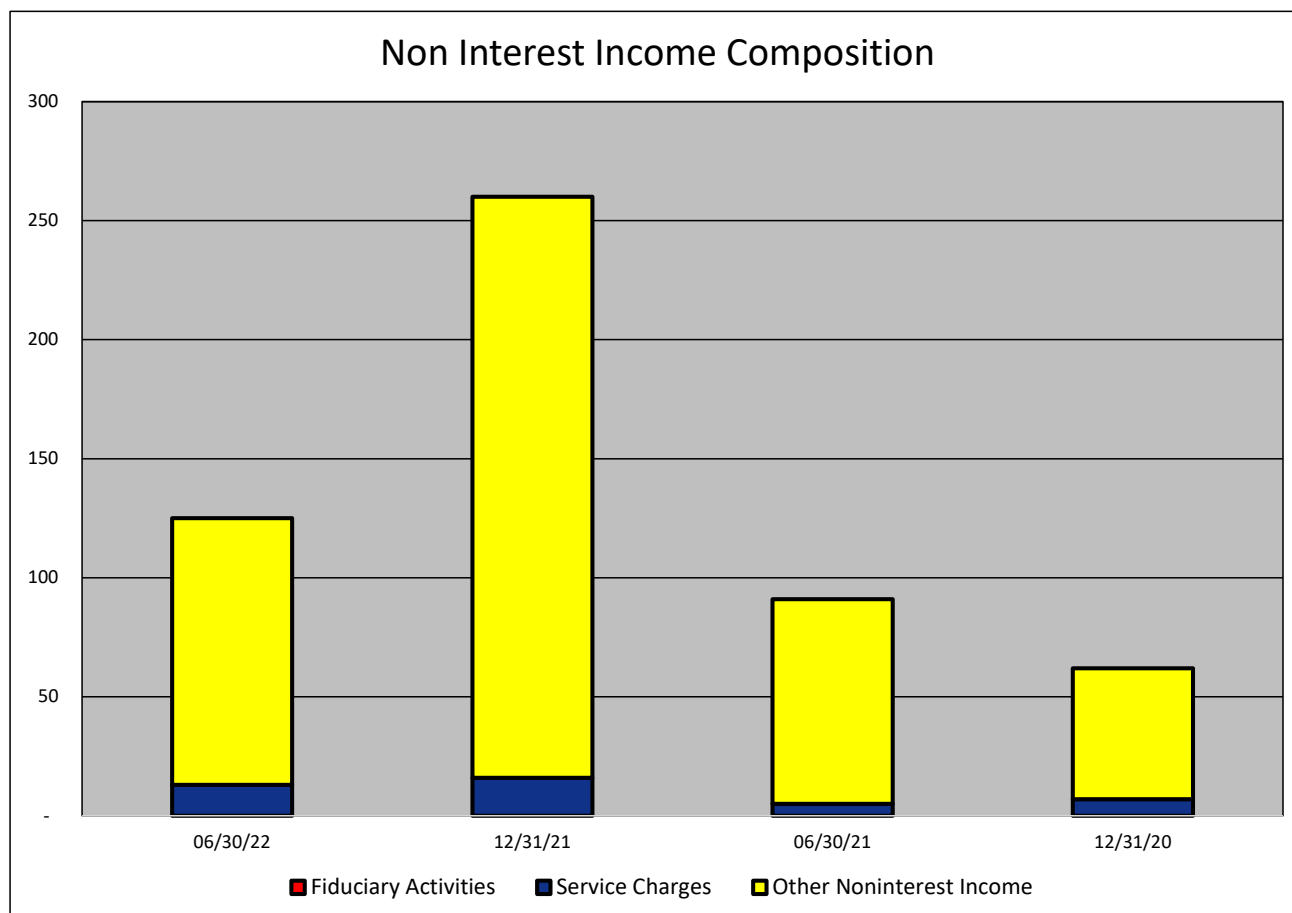


**NONINTEREST INCOME COMPOSITION- Gulf Atlantic Bank**  
(Dollars in Thousands)

As of:	06/30/22	12/31/21	06/30/21	12/31/20	\$ Change 12 MTHS	% Change 12 MTHS
--------	----------	----------	----------	----------	----------------------	---------------------

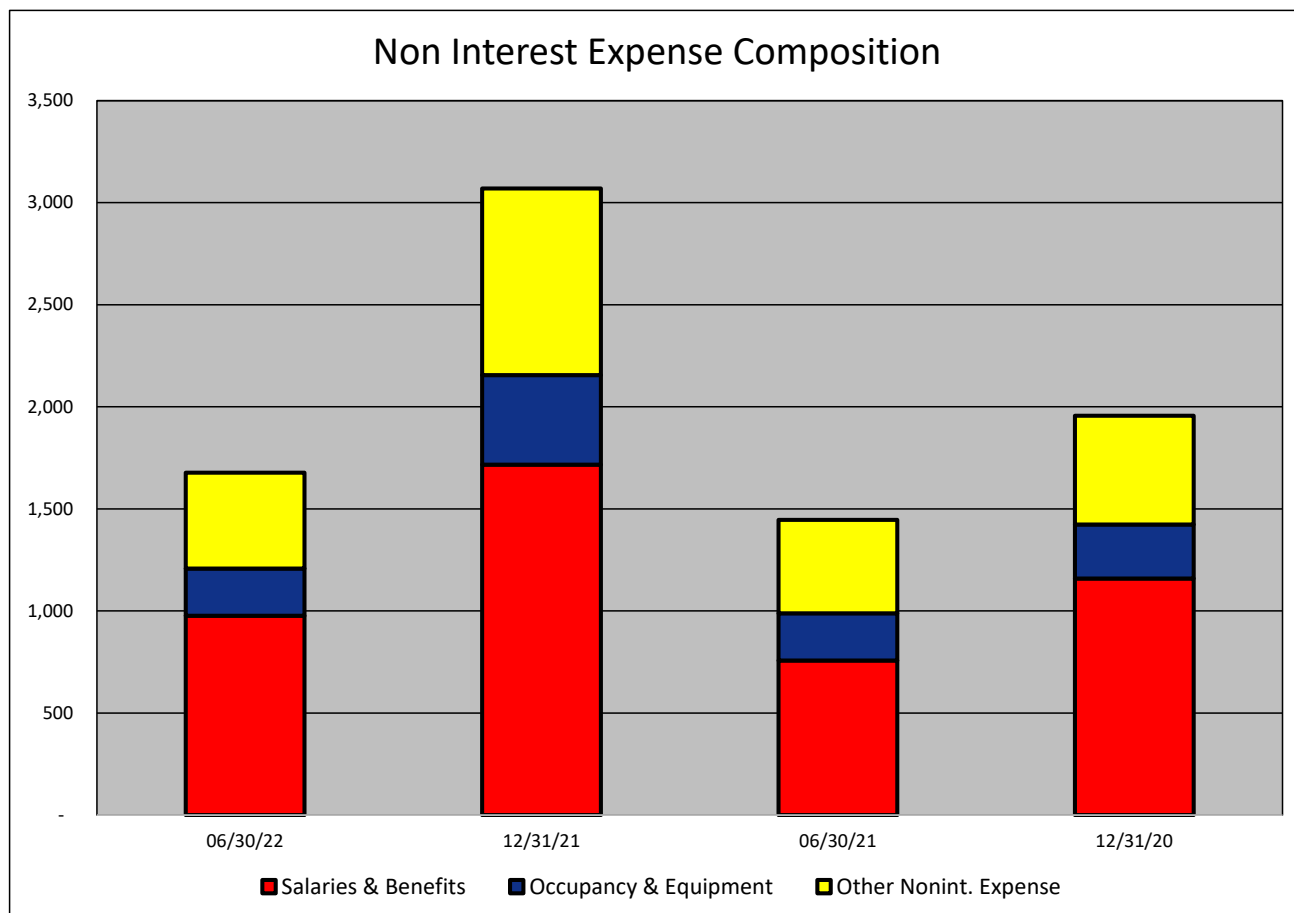
**NONINTEREST INCOME CATEGORY**

Fiduciary Activities	-	-	-	-	-	NA
Service Charges	13	16	5	7	8	160.00
Other Noninterest Income	112	244	86	55	26	30.23
<b>Total Nonint. Income</b>	<b>125</b>	<b>260</b>	<b>91</b>	<b>62</b>	<b>34</b>	<b>37.36</b>



**NONINTEREST EXPENSE COMPOSITION- Gulf Atlantic Bank**  
(Dollars in Thousands)

As of:	06/30/22	12/31/21	06/30/21	12/31/20	\$ Change 12 MTHS	% Change 12 MTHS
<b>NONINTEREST EXPENSE CATEGORY</b>						
Salaries & Benefits	977	1,717	757	1,159	220	29.06
Occupancy & Equipment	231	439	231	264	0	0.00
Other Nonint. Expense	469	914	458	533	11	2.40
<b>Total Nonint. Expense</b>	<b>1,677</b>	<b>3,070</b>	<b>1,446</b>	<b>1,956</b>	<b>231</b>	<b>15.98</b>



**PEER GROUP COMPARISONS REPORT**  
**South Florida Group**

BALANCE SHEET

Institution name	Total Assets \$'000		% Change in Assets
	This Year	Last Year	
<b>Gulf Atlantic Bank</b>	<b>103,828</b>	<b>56,977</b>	<b>82.23</b>
Banco Do Brasil Americas	1,092,652	812,282	34.52
Bradesco Bac Florida Bank	2,952,433	2,212,185	33.46
Pacific National Bank	1,108,611	844,558	31.27
Banesco Usa	2,593,150	2,054,892	26.19
U. S. Century Bank	2,016,086	1,667,005	20.94
Grove Bank & Trust	1,204,210	1,002,753	20.09
Helm Bank Usa	1,178,553	1,023,040	15.20
City National Bank Of Florida	23,177,678	20,235,407	14.54
Intercredit Bank, National Association	480,292	421,377	13.98
Ocean Bank	5,402,416	4,806,671	12.39
Apollo Bank	1,061,855	946,194	12.22
Terrabank, National Association	664,648	602,329	10.35
The First National Bank Of South Miami	1,035,705	958,402	8.07
Amerant Bank, National Association	8,127,227	7,521,128	8.06
Interamerican Bank, A Fsb	277,095	259,805	6.65
Professional Bank	2,657,026	2,560,509	3.77
International Finance Bank	960,942	926,899	3.67
First State Bank Of The Florida Keys	1,300,709	1,268,315	2.55
Bankunited, National Association	36,428,574	35,583,698	2.37
Sunstate Bank	474,747	524,440	(9.48)
Eastern National Bank	251,494	320,079	(21.43)
Plus International Bank	61,613	80,442	(23.41)

<b>Select Peer Average</b>	<b>4,113,545</b>	<b>3,769,104</b>	<b>13.40</b>
----------------------------	------------------	------------------	--------------

**PEER GROUP COMPARISONS REPORT**  
**South Florida Group**

BALANCE SHEET

Institution name	Total Loans \$000		% Change in Loans
	This Year	Last Year	
Gulf Atlantic Bank	64,763	24,259	166.96
Pacific National Bank	714,711	489,444	46.03
Banco Do Brasil Americas	649,087	466,439	39.16
Apollo Bank	736,045	542,621	35.65
Bradesco Bac Florida Bank	2,186,559	1,677,648	30.33
Banesco Usa	1,921,142	1,550,224	23.93
Terrabank, National Association	358,945	294,557	21.86
U. S. Century Bank	1,372,733	1,145,095	19.88
City National Bank Of Florida	14,931,044	12,469,359	19.74
Professional Bank	1,987,233	1,692,624	17.41
International Finance Bank	820,648	713,745	14.98
Intercredit Bank, National Association	365,322	334,510	9.21
First State Bank Of The Florida Keys	779,304	716,359	8.79
Ocean Bank	4,156,027	3,828,773	8.55
Bankunited, National Association	24,106,010	22,885,074	5.34
Grove Bank & Trust	423,902	405,135	4.63
Amerant Bank, National Association	5,847,384	5,608,548	4.26
Interamerican Bank, A Fsb	169,087	164,286	2.92
Helm Bank Usa	449,343	471,293	(4.66)
The First National Bank Of South Miami	538,238	587,744	(8.42)
Sunstate Bank	206,751	230,757	(10.40)
Plus International Bank	46,363	52,016	(10.87)
Eastern National Bank	151,634	210,977	(28.13)

<b>Select Peer Average</b>	2,738,360	2,459,195	18.14
----------------------------	-----------	-----------	-------

**PEER GROUP COMPARISONS REPORT**  
*South Florida Group*

**CAPITAL RATIOS**  
For the six months June 30, 2022

Institution name	Equity/ Assets	Leverage Ratio	Tier 1 Risk- based Ratio	Risk based Capital Ratio	Common Equity Tier 1 Capital Ratio
Plus International Bank	21.46	<b>18.07</b>	31.72	32.97	31.72
Banesco Usa	15.49	<b>17.77</b>	22.05	23.96	9.71
Interamerican Bank, A Fsb	10.78	<b>10.90</b>	19.71	20.98	19.71
Gulf Atlantic Bank	8.65	<b>10.66</b>	12.99	13.86	12.99
Grove Bank & Trust	10.08	<b>10.36</b>	22.20	23.46	22.20
Ocean Bank	9.85	<b>10.30</b>	12.33	13.58	12.33
Sunstate Bank	11.99	<b>10.27</b>	13.28	13.94	13.28
Amerant Bank, National Association	9.44	<b>10.23</b>	11.93	12.73	11.93
City National Bank Of Florida	8.75	<b>9.75</b>	13.35	14.22	13.35
Apollo Bank	8.17	<b>9.61</b>	12.19	13.10	12.19
Pacific National Bank	8.91	<b>9.61</b>	14.74	15.66	14.74
U. S. Century Bank	8.88	<b>9.38</b>	12.58	13.67	12.58
Intercredit Bank, National Association	7.63	<b>9.34</b>	12.39	13.65	12.39
Bradesco Bac Florida Bank	8.94	<b>9.30</b>	14.11	15.05	14.11
First State Bank Of The Florida Keys	7.23	<b>9.15</b>	16.31	17.56	16.31
Bankunited, National Association	8.18	<b>8.83</b>	13.33	13.79	13.33
Helm Bank Usa	6.30	<b>8.66</b>	31.23	32.50	31.23
Professional Bank	9.16	<b>8.46</b>	11.32	12.12	11.32
International Finance Bank	7.94	<b>8.28</b>	10.16	11.36	10.16
Terrabank, National Association	5.66	<b>8.24</b>	15.47	16.67	12.46
The First National Bank Of South Miami	7.42	<b>8.21</b>	15.46	16.71	15.46
Eastern National Bank	8.26	<b>8.20</b>	12.83	14.09	12.83
Banco Do Brasil Americas	6.82	<b>6.93</b>	14.99	16.25	14.99

<b>Select Peer Average</b>	9.39	10.02	15.94	17.04	15.27
----------------------------	------	-------	-------	-------	-------

**PEER GROUP COMPARISONS REPORT**  
*South Florida Group*

**BALANCE SHEET RATIOS**  
For the six months June 30, 2022

Institution name	Loans/ Deposits	Gross Loans/ Assets	Securities/ Assets
Banesto Usa	<b>100.78</b>	74.09	18.04
Plus International Bank	<b>96.82</b>	75.25	1.05
Amerant Bank, National Association	<b>93.11</b>	71.95	16.76
International Finance Bank	<b>92.97</b>	85.40	8.71
Intercredit Bank, National Association	<b>89.19</b>	76.06	22.19
Ocean Bank	<b>86.01</b>	76.93	16.32
Bradesco Bac Florida Bank	<b>84.84</b>	74.06	12.02
Bankunited, National Association	<b>84.17</b>	66.17	27.49
Professional Bank	<b>82.87</b>	74.79	7.43
Apollo Bank	<b>79.10</b>	69.32	20.68
U. S. Century Bank	<b>78.44</b>	68.09	22.62
Pacific National Bank	<b>78.30</b>	64.47	22.75
City National Bank Of Florida	<b>77.72</b>	64.42	27.27
<b>Gulf Atlantic Bank</b>	<b>71.29</b>	<b>62.38</b>	<b>16.43</b>
Interamerican Bank, A Fsb	<b>69.16</b>	61.02	0.00
Eastern National Bank	<b>67.32</b>	60.29	0.75
First State Bank Of The Florida Keys	<b>66.72</b>	59.91	34.70
Banco Do Brasil Americas	<b>64.13</b>	59.40	19.25
The First National Bank Of South Miami	<b>59.55</b>	51.97	21.58
Terrabank, National Association	<b>57.87</b>	54.01	36.36
Sunstate Bank	<b>51.99</b>	43.55	24.74
Helm Bank Usa	<b>40.87</b>	38.13	26.69
Grove Bank & Trust	<b>39.75</b>	35.20	36.23

<b>Select Peer Average</b>	<b>74.48</b>	<b>63.78</b>	<b>19.13</b>
----------------------------	--------------	--------------	--------------



**PEER GROUP COMPARISONS REPORT**  
*South Florida Group*

**PROFITABILITY RATIOS**  
**For the six months June 30, 2022**

Institution name	Avg Total Assets (\$000)	Return on Avg Assets	Return on Avg Equity
First State Bank Of The Florida Keys	1,305,376	<b>1.24</b>	17.01
City National Bank Of Florida	22,561,480	<b>1.22</b>	13.11
U. S. Century Bank	1,965,410	<b>1.03</b>	10.61
Apollo Bank	1,065,055	<b>1.02</b>	11.79
Bankunited, National Association	36,142,792	<b>0.93</b>	10.38
Ocean Bank	5,370,450	<b>0.93</b>	9.37
Banesco Usa	2,394,587	<b>0.89</b>	8.54
International Finance Bank	955,660	<b>0.84</b>	10.63
Bradesco Bac Florida Bank	2,915,184	<b>0.77</b>	8.52
Pacific National Bank	1,053,124	<b>0.76</b>	8.53
Professional Bank	2,737,923	<b>0.76</b>	8.71
Amerant Bank, National Association	7,768,150	<b>0.75</b>	6.99
Sunstate Bank	503,010	<b>0.49</b>	4.32
Helm Bank Usa	1,131,560	<b>0.48</b>	6.28
The First National Bank Of South Miami	1,064,466	<b>0.41</b>	5.42
Banco Do Brasil Americas	997,062	<b>0.40</b>	5.11
Grove Bank & Trust	1,197,492	<b>0.38</b>	3.77
Terrabank, National Association	662,412	<b>0.37</b>	6.55
Intercredit Bank, National Association	469,580	<b>0.30</b>	3.48
Interamerican Bank, A Fsb	272,736	<b>0.16</b>	1.45
Plus International Bank	75,870	<b>(0.11)</b>	(0.63)
<b>Gulf Atlantic Bank</b>	<b>86,832</b>	<b>(1.08)</b>	<b>(10.63)</b>
Eastern National Bank	258,657	<b>(1.33)</b>	(15.83)

<b>Select Peer Average</b>	4,041,516	0.50	5.80
----------------------------	-----------	------	------

**PEER GROUP COMPARISONS REPORT**  
*South Florida Group*

**PROFITABILITY RATIOS**  
**For the six months June 30, 2022**

Institution name	Noninterest Income/AA	Net Overhead Ratio	Efficiency Ratio	Assets (per million) per Employee
City National Bank Of Florida	0.45	1.02	<b>46.76</b>	22.79
Bankunited, National Association	0.24	1.11	<b>48.55</b>	23.64
U. S. Century Bank	0.36	1.59	<b>57.09</b>	10.50
Pacific National Bank	0.22	1.44	<b>57.54</b>	11.55
Apollo Bank	0.32	1.78	<b>60.65</b>	10.02
First State Bank Of The Florida Keys	0.28	1.68	<b>61.80</b>	8.45
Professional Bank	0.24	1.82	<b>62.85</b>	12.47
International Finance Bank	0.41	1.92	<b>63.38</b>	8.43
Bradesco Bac Florida Bank	0.62	1.46	<b>65.00</b>	12.73
BanESCO USA	0.59	2.00	<b>66.31</b>	8.62
Ocean Bank	0.55	1.98	<b>66.85</b>	8.39
Banco Do Brasil Americas	0.69	2.01	<b>77.63</b>	6.14
Sunstate Bank	0.54	1.78	<b>78.07</b>	8.19
Helm Bank USA	0.60	1.71	<b>78.56</b>	9.74
The First National Bank Of South Miami	0.38	1.74	<b>79.67</b>	8.22
Terrabank, National Association	0.61	1.88	<b>80.21</b>	6.10
Grove Bank & Trust	0.88	1.33	<b>81.19</b>	11.05
Amerant Bank, National Association	0.69	2.35	<b>81.52</b>	11.95
Intercredit Bank, National Association	0.22	2.80	<b>88.39</b>	6.24
Interamerican Bank, A Fsb	0.20	2.74	<b>102.35</b>	3.85
<b>Gulf Atlantic Bank</b>	<b>0.29</b>	<b>3.57</b>	<b>117.27</b>	<b>5.46</b>
Plus International Bank	0.28	4.04	<b>121.69</b>	4.74
Eastern National Bank	0.41	4.09	<b>153.65</b>	4.19

<b>Select Peer Average</b>	0.44	2.08	78.13	9.71
----------------------------	------	------	-------	------

**PEER GROUP COMPARISONS REPORT**  
*South Florida Group*

**ASSET QUALITY RATIOS**  
For the six months June 30, 2022

Institution name	Reserves/ Loans	Nonperf Loans/ Total Loans	Nonperf Assets/ Total Assets	Adjusted Texas Ratio
Grove Bank & Trust	2.06	0.00	<b>0.00</b>	0.00
Gulf Atlantic Bank	1.04	0.00	<b>0.00</b>	0.00
Pacific National Bank	0.87	0.00	<b>0.00</b>	0.00
U. S. Century Bank	1.15	0.00	<b>0.00</b>	0.00
Bradesco Bac Florida Bank	0.84	0.07	<b>0.05</b>	0.52
Professional Bank	0.76	0.07	<b>0.06</b>	0.63
Terrabank, National Association	1.17	0.12	<b>0.07</b>	1.04
Sunstate Bank	1.20	0.22	<b>0.10</b>	0.89
Banco Do Brasil Americas	1.17	0.21	<b>0.12</b>	1.88
Ocean Bank	1.60	0.14	<b>0.12</b>	1.07
City National Bank Of Florida	0.96	0.19	<b>0.13</b>	1.45
Apollo Bank	1.03	0.20	<b>0.14</b>	1.60
First State Bank Of The Florida Keys	1.19	0.26	<b>0.16</b>	1.07
Banesco Usa	1.14	0.43	<b>0.32</b>	1.97
The First National Bank Of South Miami	1.47	0.61	<b>0.32</b>	3.89
Amerant Bank, National Association	0.89	0.43	<b>0.39</b>	3.96
Helm Bank Usa	1.83	1.19	<b>0.45</b>	6.49
International Finance Bank	1.12	0.53	<b>0.45</b>	5.13
Eastern National Bank	1.91	0.81	<b>0.49</b>	5.21
Interamerican Bank, A Fsb	2.73	1.45	<b>0.89</b>	7.12
Intercredit Bank, National Association	1.74	1.13	<b>0.89</b>	9.89
Plus International Bank	1.17	2.54	<b>1.91</b>	8.54
Bankunited, National Association	0.54	3.14	<b>2.08</b>	8.73

<b>Select Peer Average</b>	1.29	0.60	0.40	3.09
----------------------------	------	------	------	------

**PEER GROUP COMPARISONS REPORT**  
*South Florida Group*

**STATEMENT OF CONDITION (% OF ASSETS)**  
**For the six months June 30, 2022**

Institution name	Cash & Nointerest bearing Deps	Interest- bearing Bal	Fed Funds Sold & Repos	Held to Maturity Secs	Available for Sale Secs
Eastern National Bank	<b>26.23</b>	8.84	0.00	0.00	0.75
Plus International Bank	<b>19.25</b>	4.57	0.00	1.05	0.00
Helm Bank Usa	<b>6.68</b>	27.84	0.00	0.00	26.61
Bradesco Bac Florida Bank	<b>3.44</b>	8.53	0.00	1.30	10.60
Terrabank, National Association	<b>2.98</b>	3.01	0.00	0.00	36.29
Apollo Bank	<b>1.57</b>	3.45	0.00	0.00	20.68
Professional Bank	<b>1.55</b>	11.28	1.02	0.01	7.22
Pacific National Bank	<b>1.24</b>	7.96	0.00	0.00	22.75
Sunstate Bank	<b>1.18</b>	10.00	16.19	0.00	24.74
Grove Bank & Trust	<b>0.90</b>	24.00	0.00	25.68	10.23
City National Bank Of Florida	<b>0.80</b>	2.31	0.00	10.10	17.01
First State Bank Of The Florida Keys	<b>0.78</b>	3.69	0.00	1.69	33.01
Ocean Bank	<b>0.72</b>	2.74	0.00	0.00	16.29
Amerant Bank, National Association	<b>0.63</b>	3.73	0.00	2.94	13.83
<b>Gulf Atlantic Bank</b>	<b>0.59</b>	<b>13.26</b>	<b>0.00</b>	<b>2.74</b>	<b>13.69</b>
Banco Do Brasil Americas	<b>0.49</b>	18.37	0.28	0.00	19.25
The First National Bank Of South Miami	<b>0.44</b>	24.97	0.00	1.77	19.82
Interamerican Bank, A Fsb	<b>0.40</b>	38.26	0.00	0.00	0.00
U. S. Century Bank	<b>0.37</b>	3.76	0.00	5.79	16.84
Intercredit Bank, National Association	<b>0.30</b>	0.82	0.00	0.00	22.19
Banesco Usa	<b>0.22</b>	3.85	0.00	1.59	16.38
International Finance Bank	<b>0.13</b>	3.65	2.08	1.68	6.79
Bankunited, National Association	<b>0.05</b>	1.36	0.00	0.03	27.46

<b>Select Peer Average</b>	<b>3.08</b>	<b>10.01</b>	<b>0.85</b>	<b>2.45</b>	<b>16.63</b>
----------------------------	-------------	--------------	-------------	-------------	--------------

**PEER GROUP COMPARISONS REPORT**  
*South Florida Group*

**STATEMENT OF CONDITION (% OF ASSETS)**  
For the six months June 30, 2022

Institution name	Net Loans & Leases	Premises & Fixed Assets	Total Real Estate Owned	Intangible Assets
International Finance Bank	84.45	0.11	0.00	0.10
Ocean Bank	75.70	1.32	0.01	0.02
Intercredit Bank, National Association	74.74	0.22	0.02	0.00
Plus International Bank	74.37	0.22	0.00	0.00
Professional Bank	74.22	0.30	0.00	0.96
Bradesco Bac Florida Bank	73.44	0.08	0.00	0.04
Banesco Usa	73.24	0.88	0.00	0.00
Amerant Bank, National Association	69.82	2.20	0.08	0.27
Apollo Bank	68.61	1.65	0.00	0.05
U. S. Century Bank	67.31	0.92	0.00	0.00
Bankunited, National Association	65.80	0.37	0.00	0.23
Pacific National Bank	63.91	2.62	0.00	0.04
City National Bank Of Florida	63.57	0.33	0.00	0.67
Gulf Atlantic Bank	61.73	4.77	0.00	0.00
Interamerican Bank, A Fsb	59.36	1.39	0.00	0.00
First State Bank Of The Florida Keys	59.20	0.84	0.00	0.00
Eastern National Bank	59.14	2.29	0.00	0.00
Banco Do Brasil Americas	58.71	0.04	0.00	0.96
Terrabank, National Association	53.37	0.97	0.00	0.00
The First National Bank Of South Miami	51.21	0.59	0.00	0.00
Sunstate Bank	43.03	1.30	0.00	1.76
Helm Bank Usa	37.43	0.04	0.00	0.00
Grove Bank & Trust	34.48	1.31	0.00	0.00

<b>Select Peer Average</b>	62.91	1.08	0.00	0.22
----------------------------	-------	------	------	------

**PEER GROUP COMPARISONS REPORT**  
*South Florida Group*

**STATEMENT OF CONDITION (% OF TOTAL FUNDING SOURCES)**  
**For the six months June 30, 2022**

Institution name	Non Interest Bearing Deps	Interest Bearing Deps	Total Deps	Total Fed Funds & Repos	Other Borrowed Money
Terrabank, National Association	<b>61.67</b>	38.33	100.00	0.00	0.00
International Finance Bank	<b>58.92</b>	41.08	100.00	0.00	0.00
Helm Bank Usa	<b>58.67</b>	41.33	100.00	0.00	0.00
Banco Do Brasil Americas	<b>54.47</b>	45.27	99.73	0.00	0.27
Ocean Bank	<b>47.29</b>	52.54	99.83	0.17	0.00
Apollo Bank	<b>44.90</b>	51.98	96.88	0.00	3.12
Banesco Usa	<b>41.76</b>	46.65	88.41	0.00	11.59
Grove Bank & Trust	<b>39.06</b>	60.03	99.09	0.44	0.46
First State Bank Of The Florida Keys	<b>38.91</b>	58.37	97.28	1.88	0.83
City National Bank Of Florida	<b>38.65</b>	52.94	91.60	0.37	8.04
Sunstate Bank	<b>38.10</b>	57.57	95.67	0.00	4.33
U. S. Century Bank	<b>36.62</b>	59.75	96.37	0.00	3.63
Plus International Bank	<b>36.56</b>	63.44	100.00	0.00	0.00
Bradesco Bac Florida Bank	<b>34.28</b>	62.02	96.30	1.87	1.83
Professional Bank	<b>33.10</b>	66.90	100.00	0.00	0.00
Bankunited, National Association	<b>30.07</b>	57.59	87.65	0.00	12.35
The First National Bank Of South Miami	<b>26.52</b>	68.57	95.09	4.91	0.00
Interamerican Bank, A Fsb	<b>23.75</b>	75.72	99.47	0.00	0.53
Pacific National Bank	<b>23.24</b>	68.70	91.94	0.00	8.06
Eastern National Bank	<b>21.77</b>	78.18	99.95	0.05	0.00
Intercredit Bank, National Association	<b>20.53</b>	72.22	92.75	0.00	7.25
Amerant Bank, National Association	<b>18.27</b>	70.05	88.32	0.00	11.68
Gulf Atlantic Bank	<b>9.34</b>	90.66	100.00	0.00	0.00

<b>Select Peer Average</b>	36.37	59.99	96.36	0.42	3.22
----------------------------	-------	-------	-------	------	------

**PEER GROUP COMPARISONS REPORT**  
*South Florida Group*

**YIELDS, COSTS & SPREADS - ASSET YIELDS**  
For the six months June 30, 2022

Institution name	Yield on Earning Assets	Cost of Funds	Net Interest Margin	Avg Earning Assets/AA
Plus International Bank	5.69	1.06	<b>5.17</b>	63.24
Banesco Usa	3.78	0.53	<b>3.47</b>	95.56
Ocean Bank	3.47	0.21	<b>3.36</b>	96.08
Eastern National Bank	3.61	0.32	<b>3.31</b>	76.06
Apollo Bank	3.46	0.30	<b>3.30</b>	94.63
International Finance Bank	3.45	0.44	<b>3.28</b>	99.62
<b>Gulf Atlantic Bank</b>	<b>3.69</b>	<b>0.49</b>	<b>3.28</b>	<b>91.65</b>
Amerant Bank, National Association	3.77	0.67	<b>3.27</b>	93.07
U. S. Century Bank	3.44	0.37	<b>3.23</b>	94.73
Intercredit Bank, National Association	3.78	0.80	<b>3.21</b>	99.64
Professional Bank	3.43	0.38	<b>3.18</b>	95.15
First State Bank Of The Florida Keys	3.09	0.19	<b>2.98</b>	96.71
Banco Do Brasil Americas	3.04	0.38	<b>2.86</b>	97.57
City National Bank Of Florida	3.08	0.23	<b>2.85</b>	94.50
Pacific National Bank	3.26	0.63	<b>2.80</b>	95.39
Terrabank, National Association	2.74	0.15	<b>2.67</b>	93.26
Bradesco Bac Florida Bank	2.92	0.37	<b>2.66</b>	96.67
Interamerican Bank, A Fsb	2.88	0.32	<b>2.66</b>	100.44
Bankunited, National Association	2.89	0.45	<b>2.60</b>	95.94
Sunstate Bank	2.77	0.37	<b>2.57</b>	94.87
Helm Bank Usa	2.54	0.20	<b>2.47</b>	93.40
The First National Bank Of South Miami	2.69	0.44	<b>2.38</b>	96.08
Grove Bank & Trust	2.06	0.16	<b>1.91</b>	95.34

<b>Select Peer Average</b>	3.28	0.41	2.83	93.46
----------------------------	------	------	------	-------