

# First National Bank Of Wauchula

Wauchula, FL

Established  
1/12/1960

## Florida Bank and Thrift Performance Report

### Table of Contents

<b>Title</b>	<b>Page</b>
PEER GROUP POSITION	1
EXECUTIVE SUMMARY	2
SELECTED FINANCIAL DATA	3
SECURITIES COMPOSITION	4
LOAN PORTFOLIO COMPOSITION	5
LOAN PORTFOLIO QUALITY	6
DEPOSIT BASE COMPOSITION	7
INTEREST INCOME COMPOSITION	8
INTEREST EXPENSE COMPOSITION	9
NONINTEREST INCOME COMPOSITION	10
NONINTEREST EXPENSE COMPOSITION	11
PEER GROUP COMPARISONS REPORT	12-22

---

#### FLORIDA BANKING TEAM

Ted Hacker, Robert Brink, Steve Kania, David Ajvazi, Michael Squitieri, Erica Hines, Sacha Widmaier, Anthony Hagbartsen, Madeline Bogumil, Lauren Klindt, Phillip Berdeguer, Andrew Joyce, Dylan Frayne, Mai Tran, Meranda Joseph, Patricia Romero, Vanessa Hossler, Adam McCord, Allyson Wiitala, Jacob Ingram, Rachel Jean, Brendan Yosko, Martha Zubia, Stephanie Flores, Krishna Reddy

Information contained herein was obtained from FIS is believed to be reliable however, accuracy is not guaranteed and all peer and state averages are simple averages.

**PEER GROUP POSITION**  
**For the**  
***Central Florida Group***

**For the three months ended March 31, 2024**

Institution name	Total Assets (\$'000's)
Southstate Bank, National Association	45,127,613
Citizens First Bank	3,828,464
Crews Bank & Trust	2,189,810
Cogent Bank	1,861,049
Citizens Bank And Trust	1,313,139
Bank Of Central Florida	1,087,312
United Southern Bank	880,436
Axiom Bank, National Association	873,749
Winter Park National Bank	827,920
Mainstreet Community Bank Of Florida	788,555
First Bank	721,527
Heartland National Bank	715,955
Sunrise Bank	521,738
The First National Bank Of Mount Dora	397,544
First Colony Bank Of Florida	322,108
Surety Bank	204,609
Commerce Bank & Trust	177,758
First National Bank Of Wauchula	91,225

Institution name	Return on Avg Assets (%)
Surety Bank	2.75
Crews Bank & Trust	1.69
Heartland National Bank	1.54
First Colony Bank Of Florida	1.48
The First National Bank Of Mount Dora	1.36
Cogent Bank	1.24
First Bank	1.08
Southstate Bank, National Association	1.06
Bank Of Central Florida	1.05
Winter Park National Bank	0.95
Sunrise Bank	0.84
Citizens First Bank	0.72
Mainstreet Community Bank Of Florida	0.68
United Southern Bank	0.67
Citizens Bank And Trust	0.61
Commerce Bank & Trust	0.55
First National Bank Of Wauchula	0.45
Axiom Bank, National Association	0.30

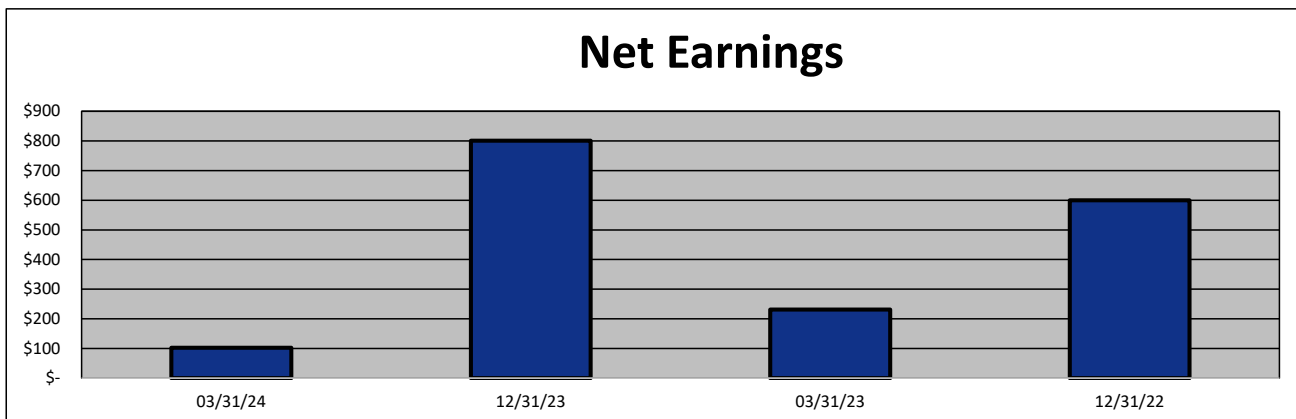
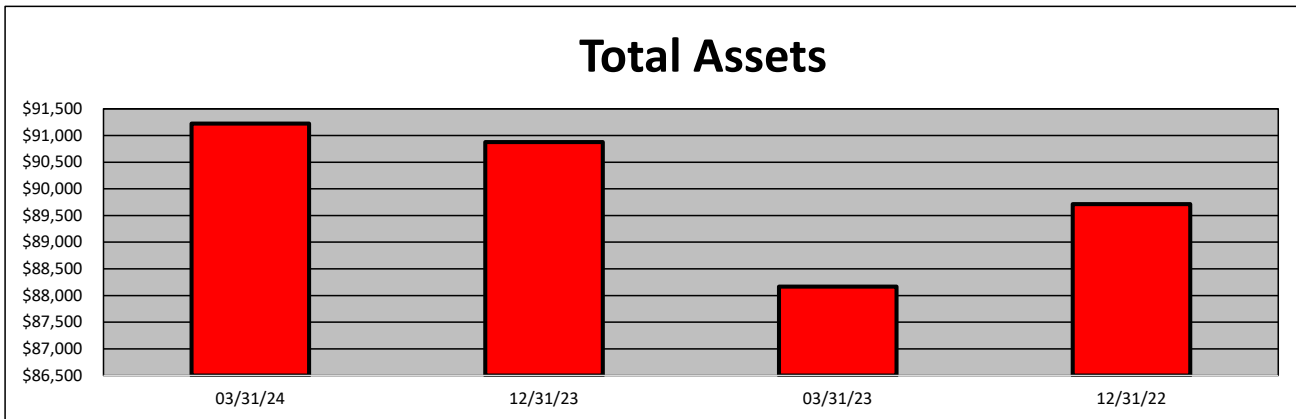
**EXECUTIVE SUMMARY - First National Bank of Wauchula  
(Percentage)**

Period Ending	03/31/24	12/31/23	03/31/23	12/31/22	State Avg.	Peer Avg.
<b>CAPITAL RATIOS</b>						
Equity/Assets	9.23	9.29	9.43	8.95	9.56	7.62
Leverage Ratio	10.62	10.69	10.47	10.43	10.76	9.43
Tier 1 Cap/Risk Based Assets	0.00	0.00	0.00	0.00	12.94	11.56
Risk Based Ratio	0.00	0.00	0.00	0.00	13.79	12.43
Common Equity Tier 1 Capital Ratio	0.00	0.00	0.00	0.00	12.90	11.56
<b>BALANCE SHEET RATIOS:</b>						
Loan/Deposit Ratio	85.63	87.81	84.38	81.65	73.91	64.20
Loans/Assets	74.18	76.07	74.82	72.84	62.12	57.04
Securities/Assets	6.23	6.45	7.03	7.02	20.01	26.74
<b>PROFITABILITY:</b>						
Return on Avg Assets	0.45	0.91	1.03	0.68	0.74	1.06
Return on Avg Equity	4.84	9.59	11.31	7.54	10.88	16.38
Nonint Income/Avg Assets	0.37	0.36	0.34	0.35	0.79	0.80
Net Overhead Ratio	3.70	3.78	3.56	3.59	2.13	1.68
Efficiency Ratio	89.83	81.04	78.31	84.08	73.35	63.99
Assets (per million) per Employee	3.38	3.37	3.15	3.32	10.38	9.34
<b>ASSET QUALITY:</b>						
Allowance/Loans	1.48	1.44	1.39	1.30	1.31	1.46
Nonperforming Loans/Total Loans	0.75	0.66	0.96	0.64	0.50	0.41
Nonperforming Assets/Total Assets	0.56	0.50	0.72	0.46	0.32	0.23
Adjusted Texas Ratio	5.40	4.81	6.88	4.69	3.59	5.01
<b>YIELDS &amp; COSTS:</b>						
Yield on earning assets	6.23	5.98	5.51	5.11	5.37	5.00
Cost of funds	2.63	1.29	0.67	0.36	3.00	2.67
Net interest margin	4.47	5.16	5.08	4.86	2.82	3.26
Avg Earning Assets/Avg Assets	92.80	91.92	91.27	88.98	95.76	95.10

**SELECTED FINANCIAL DATA - First National Bank of Wauchula**  
(Dollars in Thousands)

<b>As of:</b>	<b>03/31/24</b>	<b>12/31/23</b>	<b>03/31/23</b>	<b>12/31/22</b>	<b>\$ Change 12 MTHS</b>	<b>% Change 12 MTHS</b>
Total Assets	91,225	90,878	88,168	89,713	3,057	3.47
Cash and Equivalents	13,933	11,911	12,236	14,210	1,697	13.87
Securities	5,683	5,859	6,198	6,297	(515)	(8.31)
Loans, net	67,668	69,135	65,968	65,345	1,700	2.58
Deposit Accounts	79,021	78,734	78,178	80,029	843	1.08
Fed Funds & Repos	-	-	-	-	-	NA
Total Equity	8,416	8,444	8,310	8,029	106	1.28

<b>Period Ending</b>	<b>03/31/24</b>	<b>12/31/23</b>	<b>03/31/23</b>	<b>12/31/22</b>	<b>\$ Change 12 MTHS</b>	<b>% Change 12 MTHS</b>
Net Earnings	102	801	231	600	(129)	(55.84)
Interest Income	1,301	4,846	1,129	4,013	172	15.23
Interest Expense	366	666	90	192	276	306.67
Net Interest Income	935	4,180	1,039	3,821	(104)	(10.01)
Prov for Credit Losses	-	45	10	50	(10)	(100.00)
Noninterest income	84	316	76	310	8	10.53
Gain on Sale of Securities	-	-	-	-	-	NA
Noninterest Expense	917	3,650	874	3,481	43	4.92
Net Operating Income	102	801	231	600	(129)	(55.84)
Income Taxes	-	-	-	-	-	NA

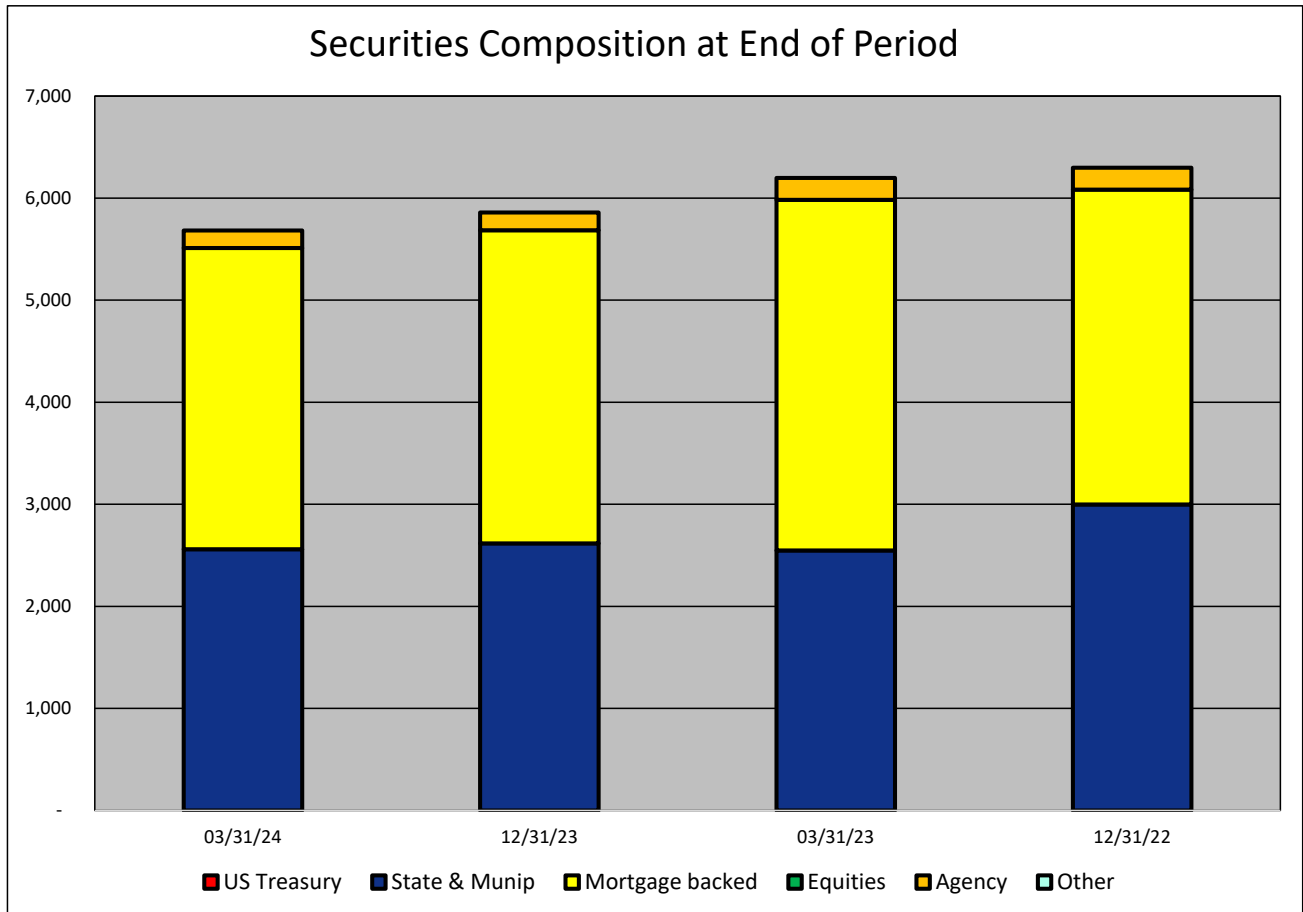


**SECURITIES COMPOSITION - First National Bank of Wauchula**  
(Dollars in Thousands)

As of:	03/31/24	12/31/23	03/31/23	12/31/22	\$ Change 12 MTHS	% Change 12 MTHS
--------	----------	----------	----------	----------	----------------------	---------------------

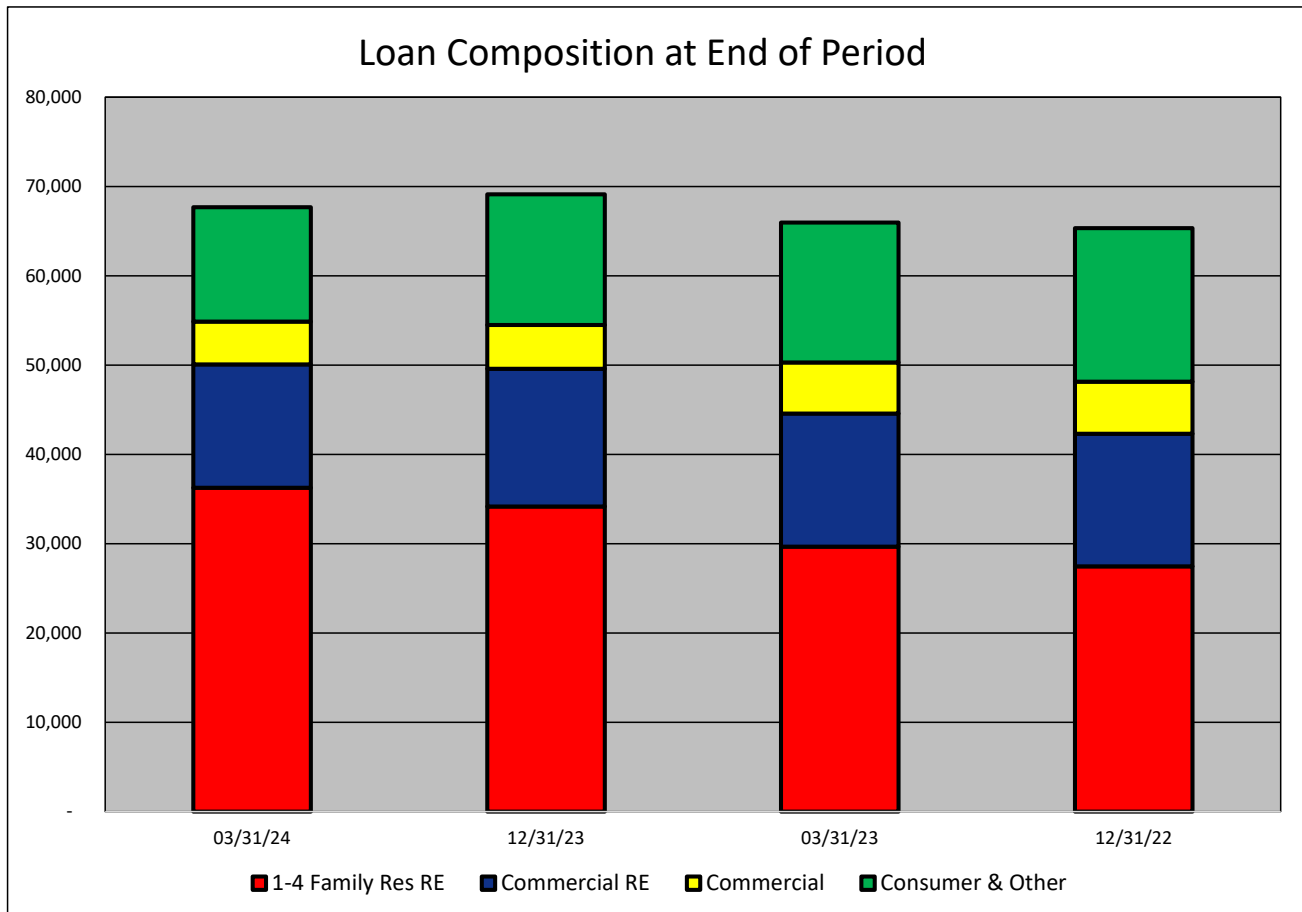
**SECURITIES CATEGORY:**

US Treasury	-	-	-	-	-	NA
State & Munip	2,560	2,616	2,548	2,998	12	0.47
Mortgage backed	2,951	3,069	3,436	3,085	(485)	(14.12)
Equities	-	-	-	-	-	NA
Agency	172	174	214	214	(42)	(19.63)
Other	-	-	-	-	-	NA
<b>Total Securities</b>	<b>5,683</b>	<b>5,859</b>	<b>6,198</b>	<b>6,297</b>	<b>(515)</b>	<b>(8.31)</b>



**LOAN PORTFOLIO COMPOSITION - First National Bank of Wauchula**  
(Dollars in Thousands)

As of:	03/31/24	12/31/23	03/31/23	12/31/22	\$ Change 12 MTHS	% Change 12 MTHS
<b>LOAN CATEGORY:</b>						
1-4 Family Res RE	36,253	34,176	29,665	27,472	6,588	22.21
Commercial RE	13,836	15,426	14,909	14,831	(1,073)	(7.20)
Commercial	4,779	4,882	5,737	5,844	(958)	(16.70)
Consumer & Other	12,800	14,651	15,657	17,198	(2,857)	(18.25)
<b>Loans, Net</b>	<b>67,668</b>	<b>69,135</b>	<b>65,968</b>	<b>65,345</b>	<b>1,700</b>	<b>2.58</b>



**LOAN PORTFOLIO QUALITY - First National Bank of Wauchula**  
(Dollars in Thousands)

As of:	03/31/24	12/31/23	03/31/23	12/31/22	\$ Change 12 MTHS	% Change 12 MTHS
--------	----------	----------	----------	----------	----------------------	---------------------

**ALLOWANCE FOR CREDIT LOSSES (LOANS):**

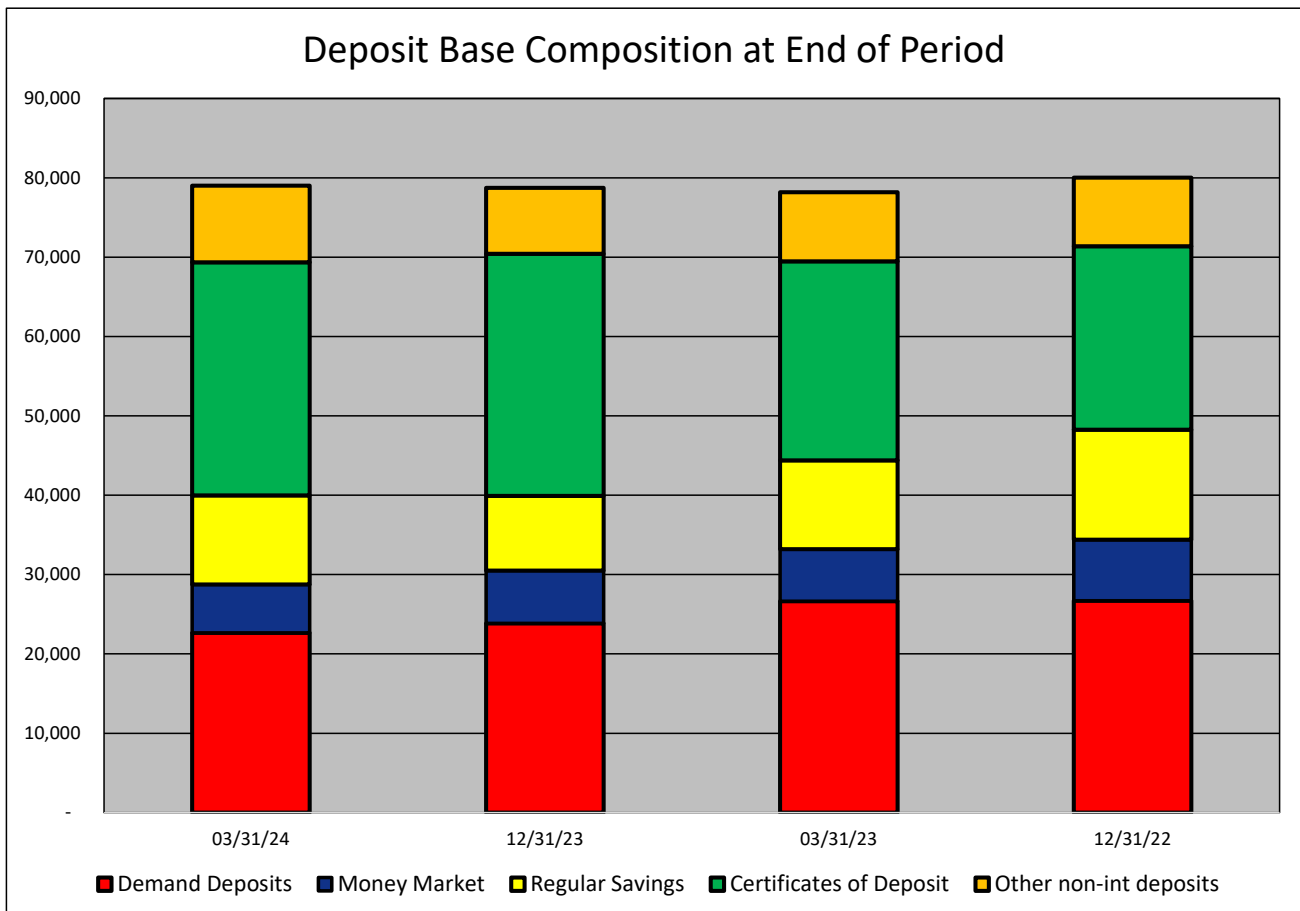
Beginning Balance	999	850	850	720	149	17.53
Total Recoveries	4	104	55	80	(51)	(92.73)
Total Charge-offs	-	-	-	-	-	NA
Provision Expense	-	45	10	50	(10)	(100.00)
Writedown Transfer Loans HFS	-	-	-	-	-	NA
Adjustments	-	-	-	-	-	NA
Ending Balance	1,003	999	915	850	88	9.62

**NON-PERFORMING ASSETS:**

Total-90+ Days Past Due	-	-	-	-	-	NA
Total-Nonaccrual	509	454	635	416	(126)	(19.84)
Foreclosed Real Estate	-	-	-	-	-	NA
Total Non-perf Assets	509	454	635	416	(126)	(19.84)

**DEPOSIT BASE COMPOSITION - First National Bank of Wauchula**  
(Dollars in Thousands)

As of:	03/31/24	12/31/23	03/31/23	12/31/22	\$ Change 12 MTHS	% Change 12 MTHS
<b>DEPOSIT BASE CATEGORY:</b>						
Demand Deposits	22,650	23,843	26,644	26,711	(3,994)	(14.99)
Money Market	6,112	6,669	6,551	7,686	(439)	(6.70)
Regular Savings	11,228	9,401	11,193	13,862	35	0.31
Certificates of Deposit	29,357	30,522	25,094	23,122	4,263	16.99
Other non-int deposits	9,674	8,299	8,696	8,648	978	11.25
<b>Total Deposits</b>	<b>79,021</b>	<b>78,734</b>	<b>78,178</b>	<b>80,029</b>	<b>843</b>	<b>1.08</b>



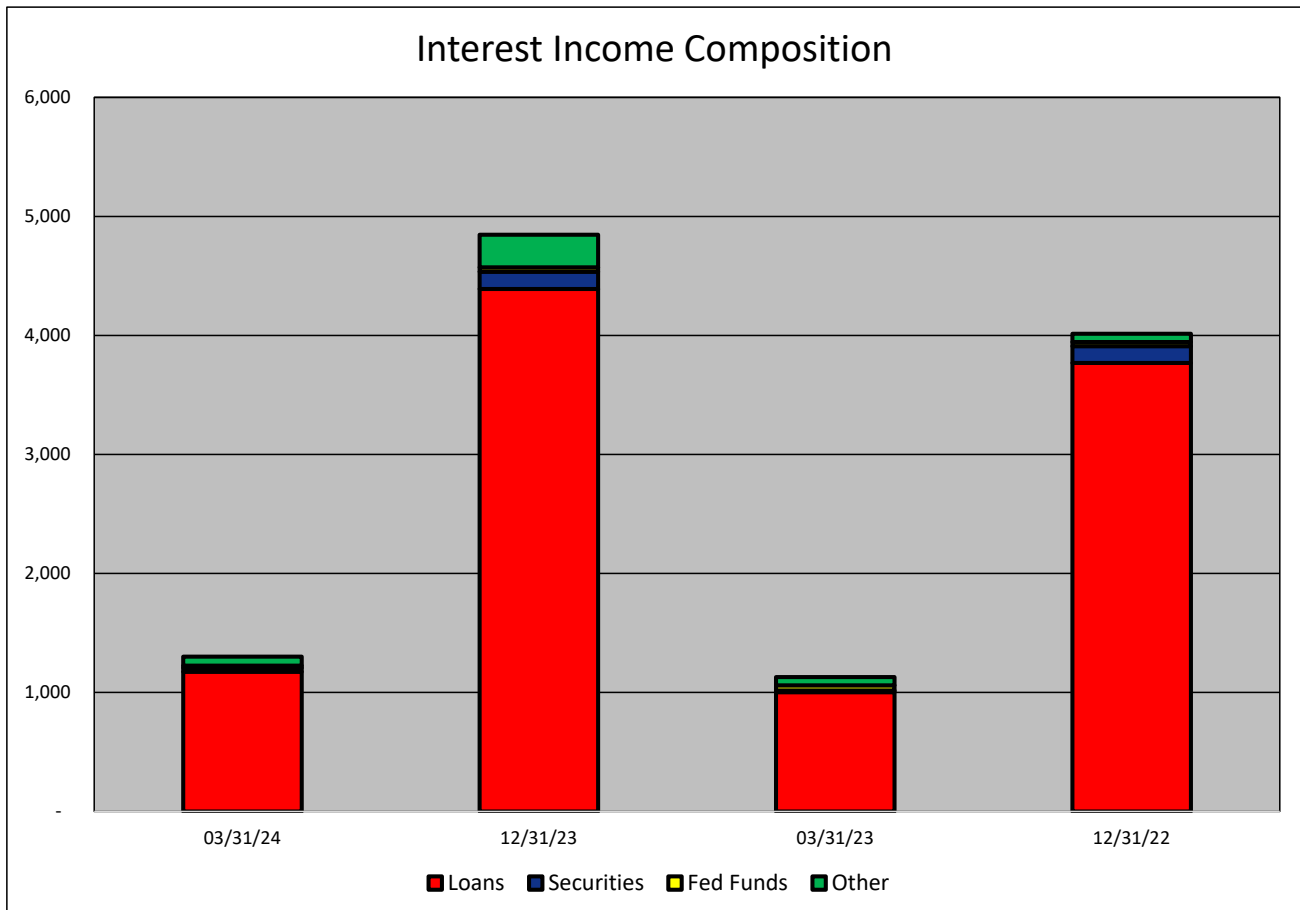


**INTEREST INCOME COMPOSITION- First National Bank of Wauchula**  
(Dollars in Thousands)

As of:	03/31/24	12/31/23	03/31/23	12/31/22	\$ Change 12 MTHS	% Change 12 MTHS
--------	----------	----------	----------	----------	----------------------	---------------------

**INTEREST INCOME CATEGORY**

Loans	1,174	4,391	1,003	3,769	171	17.05
Securities	34	145	13	140	21	161.54
Fed Funds	18	36	43	36	(25)	(58.14)
Other	75	274	70	68	5	7.14
<b>Total Int Income</b>	<b>1,301</b>	<b>4,846</b>	<b>1,129</b>	<b>4,013</b>	<b>172</b>	<b>15.23</b>

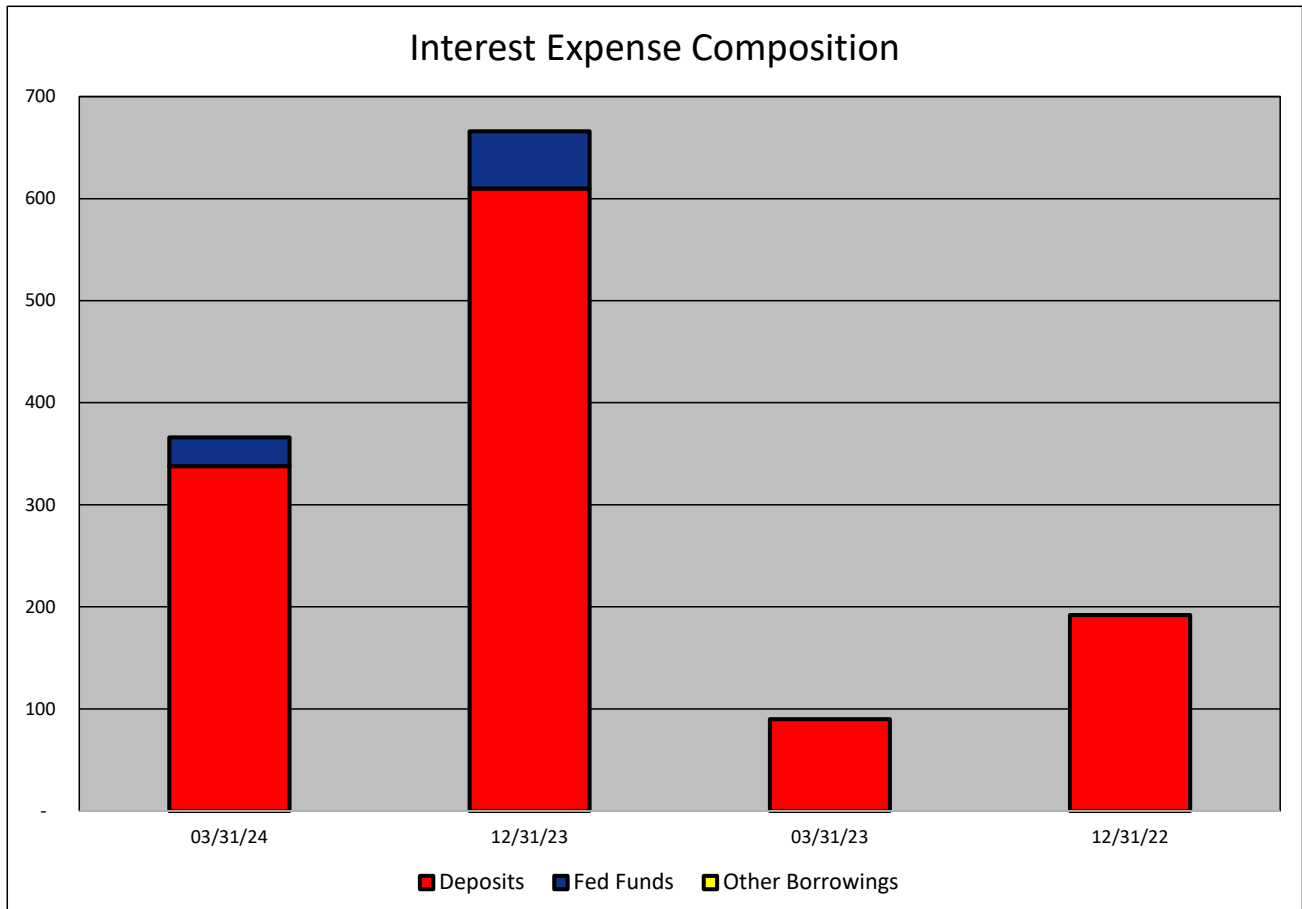


**INTEREST EXPENSE COMPOSITION- First National Bank of Wauchula**  
(Dollars in Thousands)

As of:	03/31/24	12/31/23	03/31/23	12/31/22	\$ Change 12 MTHS	% Change 12 MTHS
--------	----------	----------	----------	----------	----------------------	---------------------

**INTEREST EXPENSE CATEGORY**

Deposits	338	610	90	192	248	275.56
Fed Funds	28	56	-	-	28	NA
Other Borrowings	-	-	-	-	-	NA
<b>Total Int Expense</b>	<b>366</b>	<b>666</b>	<b>90</b>	<b>192</b>	<b>276</b>	<b>306.67</b>

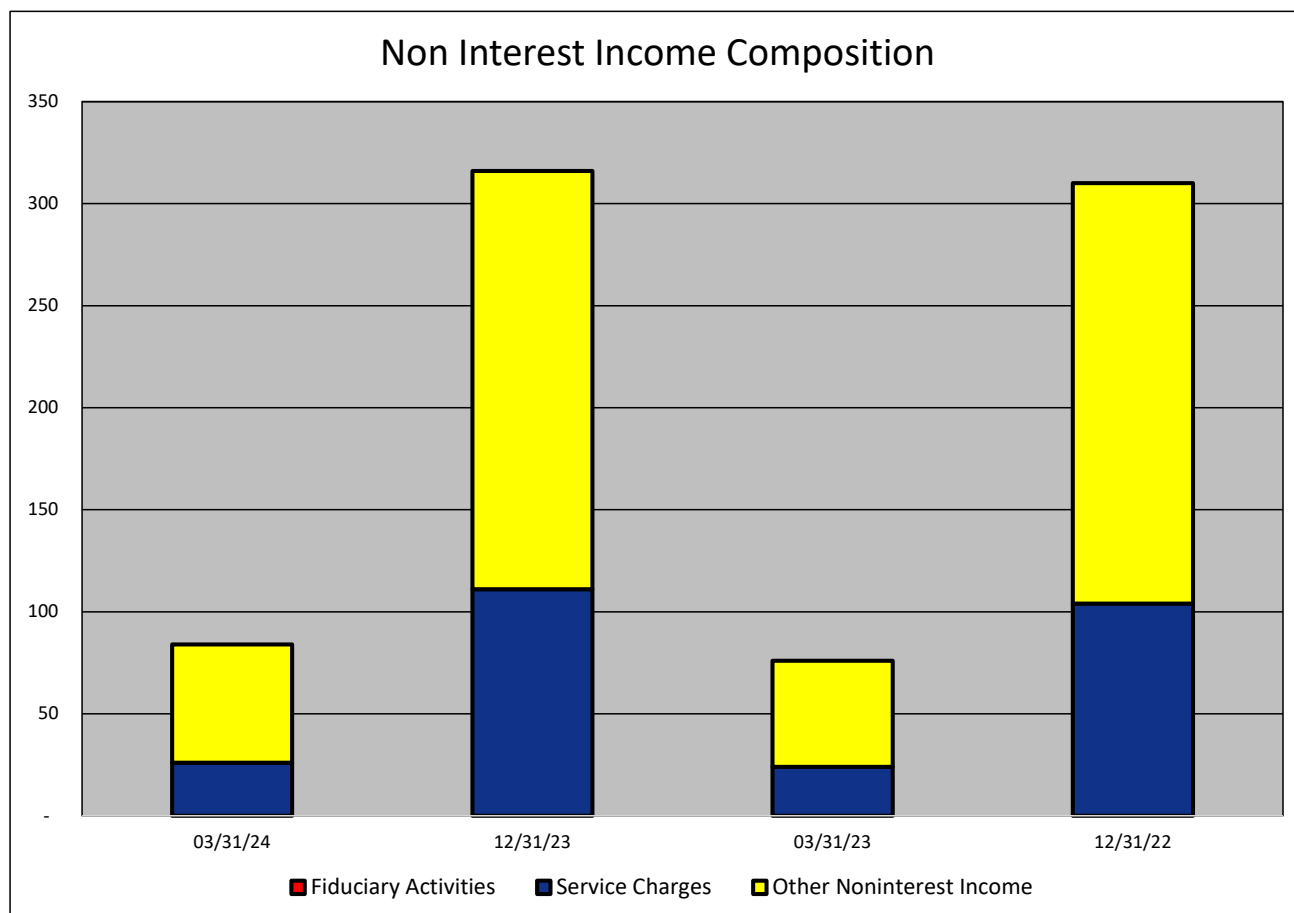


**NONINTEREST INCOME COMPOSITION- First National Bank of Wauchula**  
(Dollars in Thousands)

As of:	03/31/24	12/31/23	03/31/23	12/31/22	\$ Change 12 MTHS	% Change 12 MTHS
--------	----------	----------	----------	----------	----------------------	---------------------

**NONINTEREST INCOME CATEGORY**

Fiduciary Activities	-	-	-	-	-	NA
Service Charges	26	111	24	104	2	8.33
Other Noninterest Income	58	205	52	206	6	11.54
<b>Total Nonint. Income</b>	<b>84</b>	<b>316</b>	<b>76</b>	<b>310</b>	<b>8</b>	<b>10.53</b>

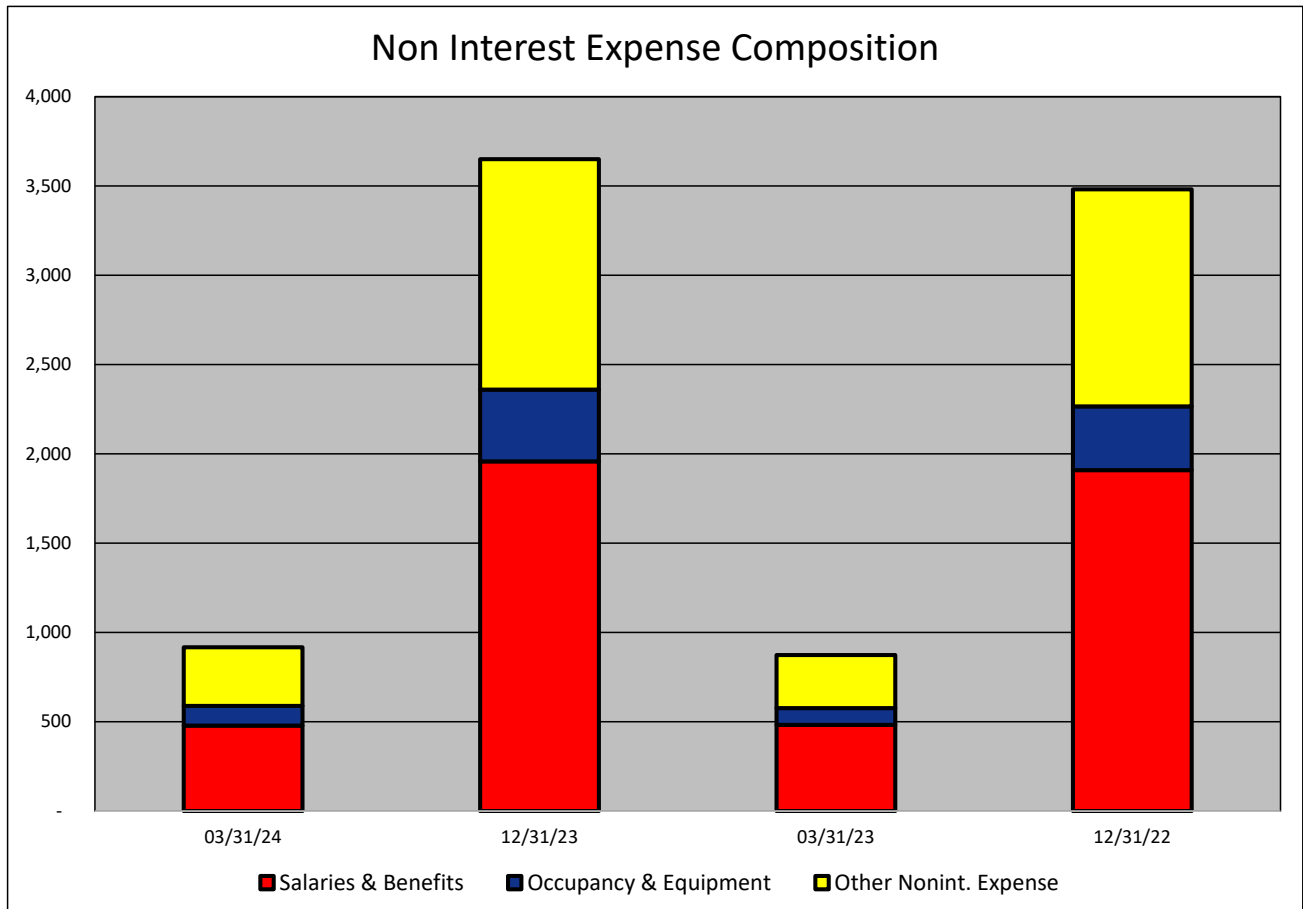


**NONINTEREST EXPENSE COMPOSITION- First National Bank of Wauchula**  
(Dollars in Thousands)

As of:	03/31/24	12/31/23	03/31/23	12/31/22	\$ Change 12 MTHS	% Change 12 MTHS
--------	----------	----------	----------	----------	----------------------	---------------------

**NONINTEREST EXPENSE CATEGORY**

Salaries & Benefits	478	1,958	482	1,909	(4)	(0.83)
Occupancy & Equipment	111	402	95	357	16	16.84
Other Nonint. Expense	328	1,290	297	1,215	31	10.44
<b>Total Nonint. Expense</b>	<b>917</b>	<b>3,650</b>	<b>874</b>	<b>3,481</b>	<b>43</b>	<b>4.92</b>



**PEER GROUP COMPARISONS REPORT**  
**Central Florida Group**

BALANCE SHEET

Institution name	Total Assets \$000		% Change in Assets
	This Year	Last Year	
Crews Bank & Trust	2,189,810	903,798	<b>142.29</b>
Axiom Bank, National Association	873,749	673,161	<b>29.80</b>
Cogent Bank	1,861,049	1,538,946	<b>20.93</b>
First Colony Bank Of Florida	322,108	278,478	<b>15.67</b>
Winter Park National Bank	827,920	717,750	<b>15.35</b>
Commerce Bank & Trust	177,758	159,450	<b>11.48</b>
Sunrise Bank	521,738	469,766	<b>11.06</b>
Surety Bank	204,609	194,892	<b>4.99</b>
First National Bank Of Wauchula	91,225	88,168	<b>3.47</b>
Mainstreet Community Bank Of Florida	788,555	765,869	<b>2.96</b>
Citizens First Bank	3,828,464	3,742,550	<b>2.30</b>
The First National Bank Of Mount Dora	397,544	389,434	<b>2.08</b>
Bank Of Central Florida	1,087,312	1,074,023	<b>1.24</b>
Southstate Bank, National Association	45,127,613	44,902,537	<b>0.50</b>
Citizens Bank And Trust	1,313,139	1,329,359	<b>(1.22)</b>
First Bank	721,527	732,456	<b>(1.49)</b>
Heartland National Bank	715,955	747,606	<b>(4.23)</b>
United Southern Bank	880,436	929,534	<b>(5.28)</b>
<b>Select Peer Average</b>	<b>3,440,584</b>	<b>3,313,210</b>	<b>13.99</b>

**PEER GROUP COMPARISONS REPORT**  
**Central Florida Group**

BALANCE SHEET

Institution name	Total Loans \$000		% Change in Loans
	This Year	Last Year	
Crews Bank & Trust	1,174,657	555,849	<b>111.33</b>
Axiom Bank, National Association	582,764	465,046	<b>25.31</b>
Cogent Bank	1,524,626	1,272,481	<b>19.82</b>
Bank Of Central Florida	746,939	637,339	<b>17.20</b>
The First National Bank Of Mount Dora	121,460	107,842	<b>12.63</b>
Sunrise Bank	413,784	370,928	<b>11.55</b>
Winter Park National Bank	440,034	394,592	<b>11.52</b>
Commerce Bank & Trust	126,295	113,616	<b>11.16</b>
Citizens Bank And Trust	719,387	647,494	<b>11.10</b>
First Bank	428,567	390,000	<b>9.89</b>
United Southern Bank	377,041	345,323	<b>9.19</b>
Mainstreet Community Bank Of Florida	524,216	486,019	<b>7.86</b>
Southstate Bank, National Association	32,723,863	30,723,431	<b>6.51</b>
Citizens First Bank	1,293,951	1,229,004	<b>5.28</b>
First Colony Bank Of Florida	178,616	170,284	<b>4.89</b>
Surety Bank	82,653	78,894	<b>4.76</b>
Heartland National Bank	156,965	150,657	<b>4.19</b>
First National Bank Of Wauchula	67,668	65,968	<b>2.58</b>

<b>Select Peer Average</b>	2,315,749	2,122,487	15.93
----------------------------	-----------	-----------	-------

**PEER GROUP COMPARISONS REPORT**  
*Central Florida Group*

**CAPITAL RATIOS**  
For the three months ended March 31, 2024

Institution name	Equity/ Assets	Leverage Ratio	Tier 1 Risk- based Ratio	Risk based Capital Ratio	Common Equity Tier 1 Capital Ratio
Citizens First Bank	9.75	<b>12.68</b>	18.44	19.35	18.44
Surety Bank	9.23	<b>11.76</b>	23.88	24.93	23.88
The First National Bank Of Mount Dora	7.78	<b>11.37</b>	16.17	17.06	16.17
First National Bank Of Wauchula	9.23	<b>10.62</b>	0.00	0.00	0.00
Axiom Bank, National Association	10.22	<b>10.58</b>	13.57	14.83	13.57
Crews Bank & Trust	10.22	<b>10.44</b>	0.00	0.00	0.00
Southstate Bank, National Association	12.83	<b>10.14</b>	12.66	13.99	12.66
Mainstreet Community Bank Of Florida	7.15	<b>9.13</b>	0.00	0.00	0.00
Sunrise Bank	7.53	<b>9.12</b>	0.00	0.00	0.00
First Bank	8.18	<b>9.09</b>	14.44	15.70	14.44
Commerce Bank & Trust	5.56	<b>8.98</b>	12.47	13.72	12.47
Heartland National Bank	7.78	<b>8.76</b>	24.40	25.45	24.40
First Colony Bank Of Florida	7.43	<b>8.73</b>	12.61	13.87	12.61
United Southern Bank	3.92	<b>8.44</b>	15.97	17.22	15.97
Cogent Bank	7.83	<b>8.05</b>	9.56	10.68	9.56
Bank Of Central Florida	6.42	<b>7.96</b>	11.32	12.22	11.32
Citizens Bank And Trust	1.05	<b>7.34</b>	12.24	13.14	12.24
Winter Park National Bank	5.06	<b>6.49</b>	10.42	11.61	10.42

<b>Select Peer Average</b>	7.62	9.43	11.56	12.43	11.56
----------------------------	------	------	-------	-------	-------

**PEER GROUP COMPARISONS REPORT**  
*Central Florida Group*

**BALANCE SHEET RATIOS**  
For the three months ended March 31, 2024

Institution name	Loans/ Deposits	Gross Loans/ Assets	Securities/ Assets
Cogent Bank	91.01	81.92	14.79
Sunrise Bank	89.89	79.31	15.47
Southstate Bank, National Association	87.70	72.51	15.61
First National Bank Of Wauchula	85.63	74.18	6.23
Commerce Bank & Trust	79.47	71.05	16.24
Axiom Bank, National Association	77.45	66.70	6.64
Bank Of Central Florida	74.09	68.70	18.65
Mainstreet Community Bank Of Florida	73.80	66.48	23.89
First Bank	65.20	59.40	26.41
Winter Park National Bank	64.98	53.15	29.15
First Colony Bank Of Florida	60.26	55.45	16.14
Crews Bank & Trust	60.15	53.64	28.53
Citizens Bank And Trust	56.50	54.78	41.40
United Southern Bank	47.89	42.82	42.33
Surety Bank	44.56	40.40	15.91
Citizens First Bank	39.08	33.80	58.29
The First National Bank Of Mount Dora	33.46	30.55	54.66
Heartland National Bank	24.53	21.92	50.97

<b>Select Peer Average</b>	64.20	57.04	26.74
----------------------------	-------	-------	-------



**PEER GROUP COMPARISONS REPORT**  
*Central Florida Group*

**PROFITABILITY RATIOS**  
For the three months ended March 31, 2024

Institution name	Avg Total Assets (\$000)	Return on Avg Assets	Return on Avg Equity
Surety Bank	205,292	<b>2.75</b>	30.00
Crews Bank & Trust	2,149,192	<b>1.69</b>	16.57
Heartland National Bank	718,614	<b>1.54</b>	20.46
First Colony Bank Of Florida	299,549	<b>1.48</b>	18.36
The First National Bank Of Mount Dora	370,759	<b>1.36</b>	16.37
Cogent Bank	1,831,928	<b>1.24</b>	15.99
First Bank	721,760	<b>1.08</b>	13.27
Southstate Bank, National Association	45,814,943	<b>1.06</b>	8.39
Bank Of Central Florida	1,110,765	<b>1.05</b>	16.47
Winter Park National Bank	818,680	<b>0.95</b>	18.49
Sunrise Bank	514,531	<b>0.84</b>	11.12
Citizens First Bank	3,857,280	<b>0.72</b>	7.43
Mainstreet Community Bank Of Florida	788,695	<b>0.68</b>	9.55
United Southern Bank	946,411	<b>0.67</b>	18.06
Citizens Bank And Trust	1,416,382	<b>0.61</b>	57.25
Commerce Bank & Trust	170,944	<b>0.55</b>	9.45
First National Bank Of Wauchula	90,060	<b>0.45</b>	4.84
Axiom Bank, National Association	839,916	<b>0.30</b>	2.81

<b>Select Peer Average</b>	3,481,428	1.06	16.38
----------------------------	-----------	------	-------

**PEER GROUP COMPARISONS REPORT**  
*Central Florida Group*

**PROFITABILITY RATIOS**  
For the three months ended March 31, 2024

Institution name	Noninterest Income/AA	Net Overhead Ratio	Efficiency Ratio	Assets (per million) per Employee
Heartland National Bank	0.24	1.20	<b>41.24</b>	13.02
Winter Park National Bank	0.07	1.00	<b>44.95</b>	28.55
First Colony Bank Of Florida	0.10	1.63	<b>52.02</b>	16.95
Surety Bank	3.46	(0.08)	<b>54.04</b>	5.38
Citizens First Bank	0.61	1.03	<b>54.94</b>	9.84
Bank Of Central Florida	0.23	1.74	<b>57.50</b>	10.98
Cogent Bank	0.74	1.94	<b>58.10</b>	8.62
Crews Bank & Trust	0.86	1.75	<b>58.56</b>	6.07
Southstate Bank, National Association	0.69	1.53	<b>58.90</b>	8.71
First Bank	0.87	1.65	<b>62.96</b>	7.01
The First National Bank Of Mount Dora	3.18	0.68	<b>67.79</b>	5.03
Sunrise Bank	0.07	2.11	<b>69.63</b>	8.84
United Southern Bank	0.56	1.68	<b>70.67</b>	5.64
Mainstreet Community Bank Of Florida	0.33	2.07	<b>73.71</b>	7.81
Commerce Bank & Trust	0.18	1.82	<b>76.69</b>	9.36
Axiom Bank, National Association	1.18	3.06	<b>79.80</b>	6.24
Citizens Bank And Trust	0.69	1.67	<b>80.42</b>	6.73
First National Bank Of Wauchula	0.37	3.70	<b>89.83</b>	3.38

<b>Select Peer Average</b>	0.80	1.68	63.99	9.34
----------------------------	------	------	-------	------

**PEER GROUP COMPARISONS REPORT**  
*Central Florida Group*

**ASSET QUALITY RATIOS**  
For the three months ended March 31, 2024

Institution name	Allowance/ Loans	Nonperf Loans/ Total Loans	Nonperf Assets/ Total Assets	Adjusted Texas Ratio
Commerce Bank & Trust	1.41	0.00	<b>0.00</b>	0.00
First Colony Bank Of Florida	1.72	0.00	<b>0.00</b>	0.00
Mainstreet Community Bank Of Florida	1.15	0.00	<b>0.00</b>	0.00
Sunrise Bank	1.24	0.00	<b>0.00</b>	0.00
Bank Of Central Florida	0.93	0.02	<b>0.01</b>	0.20
Crews Bank & Trust	1.72	0.03	<b>0.02</b>	0.16
Citizens First Bank	1.62	0.13	<b>0.04</b>	0.40
First Bank	1.64	0.13	<b>0.07</b>	0.51
The First National Bank Of Mount Dora	1.68	0.27	<b>0.08</b>	1.01
Surety Bank	1.28	0.45	<b>0.18</b>	1.89
Heartland National Bank	1.55	0.87	<b>0.19</b>	2.34
United Southern Bank	2.52	0.46	<b>0.20</b>	3.92
Southstate Bank, National Association	1.44	0.53	<b>0.39</b>	2.69
Axiom Bank, National Association	1.41	0.63	<b>0.45</b>	4.07
Winter Park National Bank	1.34	0.85	<b>0.45</b>	7.78
<b>First National Bank Of Wauchula</b>	<b>1.48</b>	<b>0.75</b>	<b>0.56</b>	<b>5.40</b>
Cogent Bank	1.09	0.70	<b>0.57</b>	6.59
Citizens Bank And Trust	1.01	1.56	<b>0.85</b>	53.27

<b>Select Peer Average</b>	1.46	0.41	0.23	5.01
----------------------------	------	------	------	------

**PEER GROUP COMPARISONS REPORT**  
*Central Florida Group*

**STATEMENT OF CONDITION (% OF ASSETS)**  
**For the three months ended March 31, 2024**

Institution name	Cash & Nointerest bearing Deps	Interest- bearing Bal	Fed Funds Sold & Repos	Held to Maturity Secs	Available for Sale Secs
Surety Bank	<b>27.58</b>	12.25	0.00	0.00	15.91
First National Bank Of Wauchula	<b>5.21</b>	10.06	0.00	0.00	6.23
First Bank	<b>2.42</b>	6.53	1.53	0.00	26.41
Commerce Bank & Trust	<b>1.54</b>	8.46	0.00	0.00	16.24
Winter Park National Bank	<b>1.26</b>	14.93	0.00	18.42	10.73
Southstate Bank, National Association	<b>1.06</b>	1.62	0.00	5.42	10.19
United Southern Bank	<b>1.00</b>	8.97	0.00	1.13	41.20
Mainstreet Community Bank Of Florida	<b>0.99</b>	3.67	0.05	0.00	23.89
Axiom Bank, National Association	<b>0.92</b>	22.35	0.00	0.00	6.64
First Colony Bank Of Florida	<b>0.73</b>	27.57	0.00	9.57	6.57
Crews Bank & Trust	<b>0.70</b>	16.18	0.00	21.40	7.13
Heartland National Bank	<b>0.68</b>	23.94	0.00	0.00	50.97
Citizens First Bank	<b>0.62</b>	0.17	3.85	0.00	58.29
The First National Bank Of Mount Dora	<b>0.53</b>	8.49	0.00	0.00	54.66
Bank Of Central Florida	<b>0.47</b>	8.98	0.00	0.00	18.65
Sunrise Bank	<b>0.46</b>	2.90	0.00	0.96	14.52
Citizens Bank And Trust	<b>0.33</b>	0.85	0.00	0.00	41.40
Cogent Bank	<b>0.17</b>	2.52	0.00	0.00	14.79

<b>Select Peer Average</b>	2.59	10.02	0.30	3.16	23.58
----------------------------	------	-------	------	------	-------

**PEER GROUP COMPARISONS REPORT**  
*Central Florida Group*

**STATEMENT OF CONDITION (% OF ASSETS)**  
**For the three months ended March 31, 2024**

Institution name	Net Loans & Leases	Premises & Fixed Assets	Total Real Estate Owned	Intangible Assets
Cogent Bank	80.97	0.27	0.00	0.09
Sunrise Bank	78.33	1.77	0.00	0.00
First National Bank Of Wauchula	73.08	1.33	0.00	0.00
Southstate Bank, National Association	71.35	1.16	0.00	4.64
Commerce Bank & Trust	70.04	0.25	0.00	0.00
Bank Of Central Florida	68.05	1.46	0.00	0.02
Axiom Bank, National Association	65.76	1.29	0.01	0.13
Mainstreet Community Bank Of Florida	65.64	2.14	0.00	0.01
First Bank	58.42	1.99	0.00	0.00
First Colony Bank Of Florida	54.50	0.40	0.00	0.00
Citizens Bank And Trust	54.23	1.41	0.00	0.00
Crews Bank & Trust	52.72	1.25	0.00	0.00
Winter Park National Bank	52.44	0.34	0.00	0.00
United Southern Bank	41.75	1.19	0.00	0.00
Surety Bank	39.88	0.93	0.00	0.00
Citizens First Bank	32.85	1.41	0.00	0.43
The First National Bank Of Mount Dora	30.04	0.95	0.00	0.00
Heartland National Bank	21.57	0.57	0.00	0.00

<b>Select Peer Average</b>	56.20	1.12	0.00	0.30
----------------------------	-------	------	------	------

**PEER GROUP COMPARISONS REPORT**  
*Central Florida Group*

**STATEMENT OF CONDITION (% OF TOTAL FUNDING SOURCES)**  
**For the three months ended March 31, 2024**

Institution name	Non Interest Bearing Deps	Interest Bearing Deps	Total Deps	Total Fed Funds & Repos	Other Borrowed Money
United Southern Bank	55.25	38.78	94.03	0.00	5.97
Crews Bank & Trust	42.81	57.00	99.81	0.18	0.00
The First National Bank Of Mount Dora	41.89	58.11	100.00	0.00	0.00
Surety Bank	40.06	59.94	100.00	0.00	0.00
First Bank	36.57	63.43	100.00	0.00	0.00
Citizens Bank And Trust	35.46	63.59	99.05	0.95	0.00
Axiom Bank, National Association	35.13	61.65	96.78	0.00	3.22
Bank Of Central Florida	32.75	67.25	100.00	0.00	0.00
Mainstreet Community Bank Of Florida	32.18	65.62	97.80	0.00	2.20
First Colony Bank Of Florida	31.95	68.05	100.00	0.00	0.00
Commerce Bank & Trust	31.24	64.42	95.65	2.54	1.81
Southstate Bank, National Association	28.21	70.32	98.53	1.46	0.01
First National Bank Of Wauchula	27.93	69.60	97.53	0.00	2.47
Sunrise Bank	26.46	69.98	96.44	0.00	3.56
Heartland National Bank	25.50	72.31	97.80	2.20	0.00
Cogent Bank	25.03	73.21	98.24	0.00	1.76
Winter Park National Bank	22.49	64.21	86.70	0.49	12.80
Citizens First Bank	17.42	79.35	96.76	3.24	0.00

<b>Select Peer Average</b>	32.68	64.82	97.51	0.61	1.88
----------------------------	-------	-------	-------	------	------

**PEER GROUP COMPARISONS REPORT**  
*Central Florida Group*

**YIELDS, COSTS & SPREADS - ASSET YIELDS**  
For the three months ended March 31, 2024

Institution name	Yield on Earning Assets	Cost of Funds	Net Interest Margin	Avg Earning Assets/AA
First National Bank Of Wauchula	6.23	2.63	<b>4.47</b>	92.80
Axiom Bank, National Association	6.53	3.79	<b>4.30</b>	96.11
Cogent Bank	6.60	4.05	<b>3.85</b>	99.34
Surety Bank	6.11	3.22	<b>3.83</b>	69.59
Crews Bank & Trust	4.79	2.28	<b>3.62</b>	98.35
Southstate Bank, National Association	4.96	2.38	<b>3.35</b>	91.11
Heartland National Bank	4.85	2.14	<b>3.35</b>	96.94
First Bank	4.66	2.20	<b>3.30</b>	94.27
Bank Of Central Florida	4.91	2.57	<b>3.28</b>	97.19
First Colony Bank Of Florida	4.94	2.05	<b>3.14</b>	99.04
Sunrise Bank	5.68	3.77	<b>3.12</b>	98.11
Mainstreet Community Bank Of Florida	4.60	2.34	<b>3.10</b>	94.27
United Southern Bank	3.87	1.26	<b>2.68</b>	96.53
Commerce Bank & Trust	4.98	3.58	<b>2.41</b>	98.89
Winter Park National Bank	4.75	3.23	<b>2.37</b>	97.70
Citizens First Bank	4.03	1.91	<b>2.35</b>	97.45
The First National Bank Of Mount Dora	3.66	2.23	<b>2.34</b>	97.49
Citizens Bank And Trust	3.82	2.46	<b>2.30</b>	96.65
<b>Select Peer Average</b>	5.00	2.67	3.26	95.10