

# First National Bank Of Wauchula

Wauchula, FL

Established

1/12/1960

## Florida Bank and Thrift Performance Report

### Table of Contents

<b>Title</b>	<b>Page</b>
PEER GROUP POSITION	1
EXECUTIVE SUMMARY	2
SELECTED FINANCIAL DATA	3
SECURITIES COMPOSITION	4
LOAN PORTFOLIO COMPOSITION	5
LOAN PORTFOLIO QUALITY	6
DEPOSIT BASE COMPOSITION	7
INTEREST INCOME COMPOSITION	8
INTEREST EXPENSE COMPOSITION	9
NONINTEREST INCOME COMPOSITION	10
NONINTEREST EXPENSE COMPOSITION	11
PEER GROUP COMPARISONS REPORT	12-22

#### **FLORIDA BANKING TEAM**

Ed Hacker, Robert Brink, Ted Hacker, Steve Kania, David Ajvazi, Michael Squitieri, Erica Hines, Sacha Widmaier, Kristen Moroso, Anthony Hagbartsen, Matthew Hanley, Jordan Augustyniak, Madeline Bogumil, Natalie Filippone, Lauren Klindt, Phillip Berdeguer, Andrew Joyce, Dylan Frayne, Mai Tran, Meranda Joseph, Patricia Romero, Vanessa Hossler, Adam McCord

Information contained herein was obtained from FIS is believed to be reliable however, accuracy is not guaranteed and all peer and state averages are simple averages.

**PEER GROUP POSITION**

**For the  
Central Florida Group**

**For the six months June 30, 2022**

Institution name	Total Assets (\$'000's)
Southstate Bank, National Association	46,193,356
Citizens First Bank	4,013,943
Citizens Bank And Trust	1,292,093
Cogent Bank	1,245,824
Wauchula State Bank	982,248
Bank Of Central Florida	965,730
United Southern Bank	858,678
Mainstreet Community Bank Of Florida	804,904
Winter Park National Bank	751,511
Heartland National Bank	720,396
First Bank	654,961
Axiom Bank, National Association	649,853
Sunrise Bank	437,804
The First National Bank Of Mount Dora	413,915
First Colony Bank Of Florida	302,332
Crews Bank & Trust	221,133
Surety Bank	215,833
Commerce Bank & Trust	173,873
First National Bank Of Wauchula	88,243

Institution name	Return on Avg Assets (%)
Surety Bank	2.91
Wauchula State Bank	1.60
First Colony Bank Of Florida	1.59
Winter Park National Bank	1.43
The First National Bank Of Mount Dora	1.22
Citizens First Bank	1.15
Southstate Bank, National Association	1.03
First Bank	1.01
Citizens Bank And Trust	1.00
Cogent Bank	0.94
Sunrise Bank	0.93
United Southern Bank	0.93
Mainstreet Community Bank Of Florida	0.85
Bank Of Central Florida	0.77
Crews Bank & Trust	0.72
Commerce Bank & Trust	0.58
First National Bank Of Wauchula	0.53
Heartland National Bank	0.52
Axiom Bank, National Association	0.41

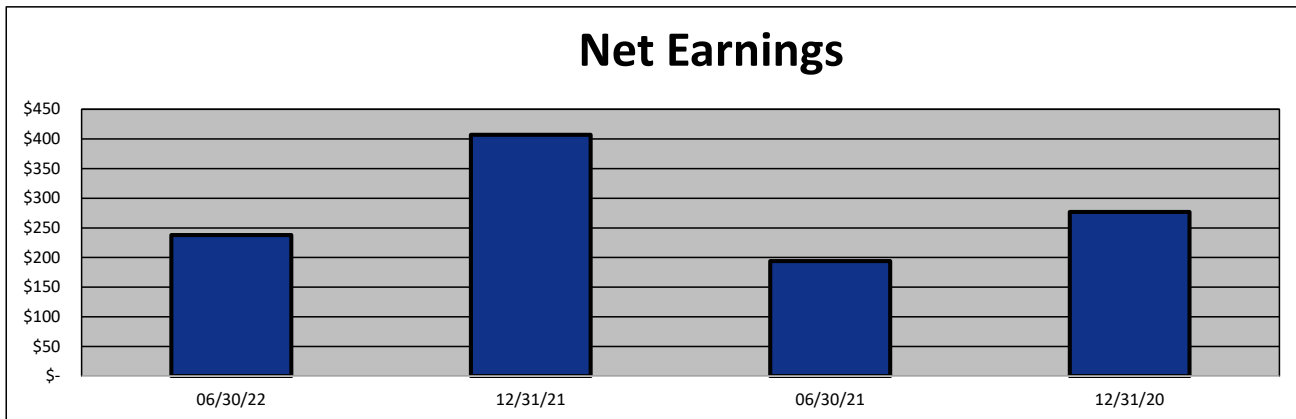
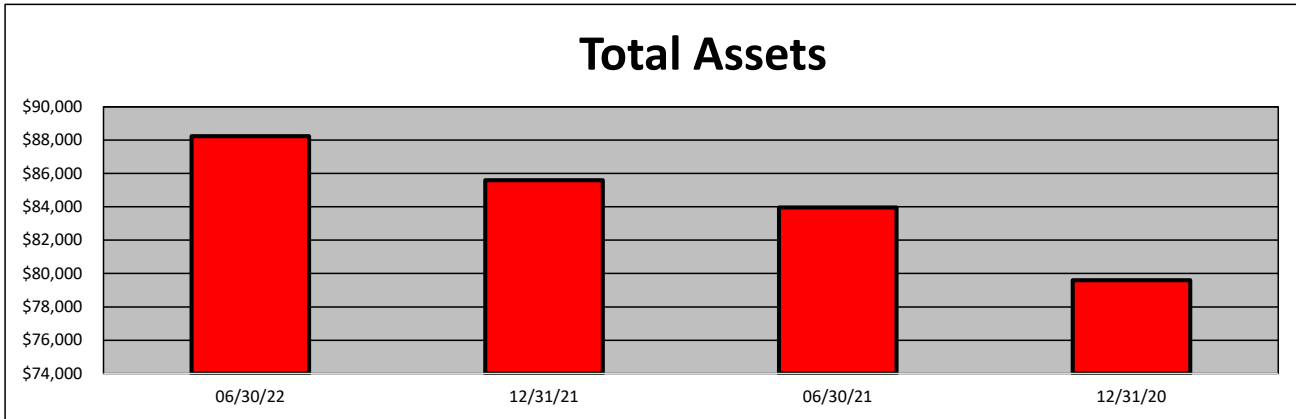
**EXECUTIVE SUMMARY - First National Bank of Wauchula  
(Percentage)**

Period Ending	06/30/22	12/31/21	06/30/21	12/31/20	State Avg.	Peer Avg.
<b>CAPITAL RATIOS</b>						
Equity/Assets	8.63	9.84	9.95	10.45	10.08	7.20
Leverage Ratio	10.04	10.41	10.38	10.60	10.09	8.89
Tier 1 Cap/Risk Based Assets	0.00	0.00	0.00	0.00	16.44	12.01
Risk Based Ratio	0.00	0.00	0.00	0.00	17.29	12.84
Common Equity Tier 1 Capital Ratio	NA	0.00	0.00	0.00	16.42	12.01
<b>BALANCE SHEET RATIOS:</b>						
Loan/Deposit Ratio	80.28	83.36	79.07	80.07	64.07	55.21
Loans/Assets	71.49	73.24	69.16	69.54	52.71	49.88
Securities/Assets	6.97	9.38	10.19	8.92	17.27	29.46
<b>PROFITABILITY:</b>						
Return on Avg Assets	0.53	0.48	0.46	0.34	0.67	1.06
Return on Avg Equity	5.92	4.87	4.68	3.30	9.14	14.14
Nonint Income/Avg Assets	0.36	0.43	0.46	0.50	0.86	0.68
Net Overhead Ratio	3.49	3.69	3.75	3.63	1.91	1.58
Efficiency Ratio	86.51	93.73	98.20	94.24	225.75	63.91
Assets (per million) per Employee	3.27	3.17	3.11	2.95	9.27	8.92
<b>ASSET QUALITY:</b>						
Reserves/Loans	1.19	1.15	1.22	1.52	1.36	1.64
Nonperforming Loans/Total Loans	0.46	1.09	1.33	1.50	0.69	0.29
Nonperforming Assets/Total Assets	0.33	0.80	0.92	1.05	0.47	0.15
Adjusted Texas Ratio	3.49	7.47	8.51	9.09	3.38	1.70
<b>YIELDS &amp; COSTS:</b>						
Yield on earning assets	4.84	4.85	4.78	5.05	3.18	3.13
Cost of funds	0.35	0.53	0.62	0.84	0.42	0.25
Net interest margin	4.61	4.51	4.39	4.45	2.61	2.84
Avg Earning Assets/Avg Assets	88.21	87.47	86.75	86.73	90.17	94.66

**SELECTED FINANCIAL DATA - First National Bank of Wauchula**  
(Dollars in Thousands)

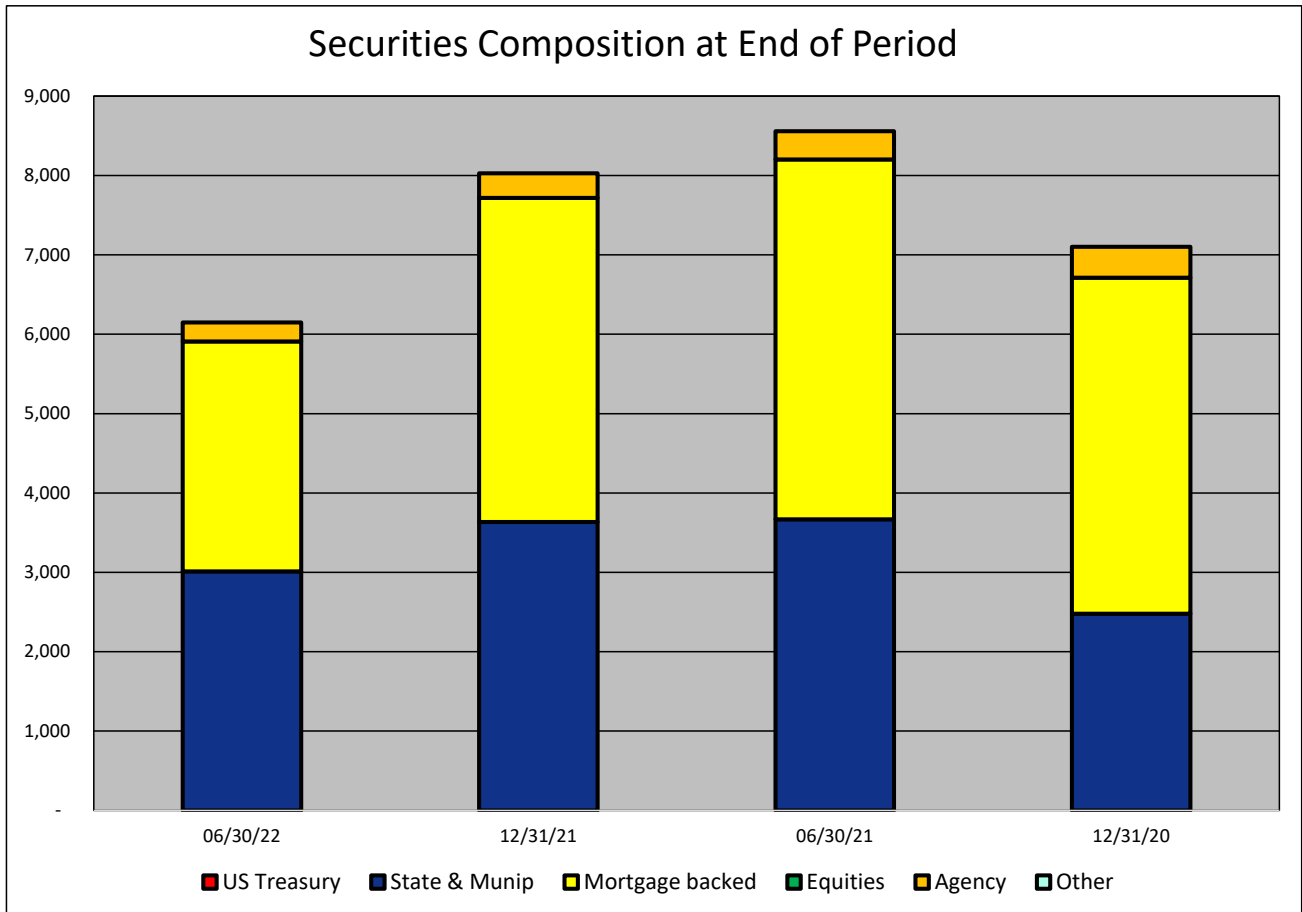
<b>As of:</b>	<b>06/30/22</b>	<b>12/31/21</b>	<b>06/30/21</b>	<b>12/31/20</b>	<b>\$ Change 12 MTHS</b>	<b>% Change 12 MTHS</b>
Total Assets	88,243	85,600	83,955	79,597	4,288	5.11
Cash and Equivalents	14,950	10,907	13,373	13,256	1,577	11.79
Securities	6,149	8,028	8,557	7,100	(2,408)	(28.14)
Loans, net	63,087	62,695	58,066	55,351	5,021	8.65
Deposit Accounts	78,580	75,213	73,437	69,130	5,143	7.00
Fed Funds & Repos	-	-	-	-	-	NA
Total Equity	7,616	8,420	8,354	8,320	(738)	(8.83)

<b>Period Ending</b>	<b>06/30/22</b>	<b>12/31/21</b>	<b>06/30/21</b>	<b>12/31/20</b>	<b>\$ Change 12 MTHS</b>	<b>% Change 12 MTHS</b>
Net Earnings	238	407	194	277	44	22.68
Interest Income	1,907	3,564	1,742	3,527	165	9.47
Interest Expense	91	254	145	420	(54)	(37.24)
Net Interest Income	1,816	3,310	1,597	3,107	219	13.71
Prov for Loan Loss	20	(174)	(150)	(90)	170	(113.33)
Noninterest income	159	362	195	403	(36)	(18.46)
Gain on Sale of Securities	-	21	21	-	(21)	(100.00)
Noninterest Expense	1,717	3,460	1,769	3,323	(52)	(2.94)
Net Operating Income	238	386	173	277	65	37.57
Income Taxes	-	-	-	-	-	NA



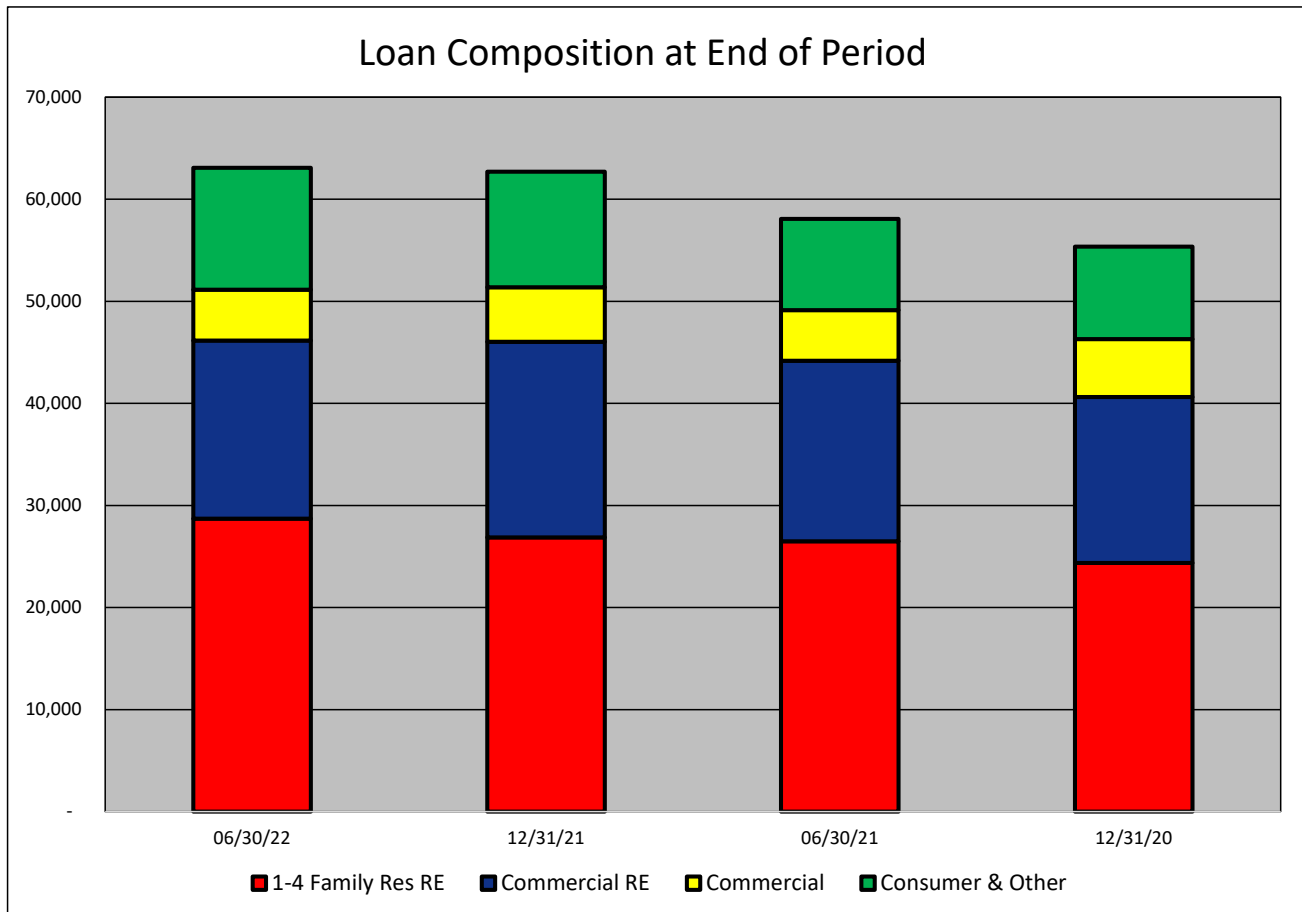
**SECURITIES COMPOSITION - First National Bank of Wauchula**  
(Dollars in Thousands)

As of:	06/30/22	12/31/21	06/30/21	12/31/20	\$ Change 12 MTHS	% Change 12 MTHS
<b>SECURITIES CATEGORY:</b>						
US Treasury	-	-	-	-	-	NA
State & Munip	3,013	3,635	3,667	2,480	(654)	(17.83)
Mortgage backed	2,896	4,082	4,534	4,231	(1,638)	(36.13)
Equities	-	-	-	-	-	NA
Agency	240	311	356	389	(116)	(32.58)
Other	-	-	-	-	-	NA
<b>Total Securities</b>	<b>6,149</b>	<b>8,028</b>	<b>8,557</b>	<b>7,100</b>	<b>(2,408)</b>	<b>(28.14)</b>



**LOAN PORTFOLIO COMPOSITION - First National Bank of Wauchula**  
(Dollars in Thousands)

As of:	06/30/22	12/31/21	06/30/21	12/31/20	\$ Change 12 MTHS	% Change 12 MTHS
<b>LOAN CATEGORY:</b>						
1-4 Family Res RE	28,703	26,867	26,477	24,357	2,226	8.41
Commercial RE	17,446	19,164	17,709	16,267	(263)	(1.49)
Commercial	4,978	5,357	4,958	5,674	20	0.40
Consumer & Other	11,960	11,307	8,922	9,053	3,038	34.05
Loans, Net	63,087	62,695	58,066	55,351	5,021	8.65



**LOAN PORTFOLIO QUALITY - First National Bank of Wauchula**  
(Dollars in Thousands)

As of:	06/30/22	12/31/21	06/30/21	12/31/20	\$ Change 12 MTHS	% Change 12 MTHS
--------	----------	----------	----------	----------	----------------------	---------------------

**LOAN LOSS RESERVE ACTIVITY:**

Beginning Balance	720	841	841	923	(121)	(14.39)
Total Recoveries	10	63	23	24	(13)	(56.52)
Total Charge-offs	-	10	4	16	(4)	(100.00)
Provision Expense	20	(174)	(150)	(90)	170	(113.33)
Writedown Transfer Loans HFS	-	-	-	-	-	NA
Adjustments	-	-	-	-	-	NA
Ending Balance	750	720	710	841	40	5.63

**NON-PERFORMING ASSETS:**

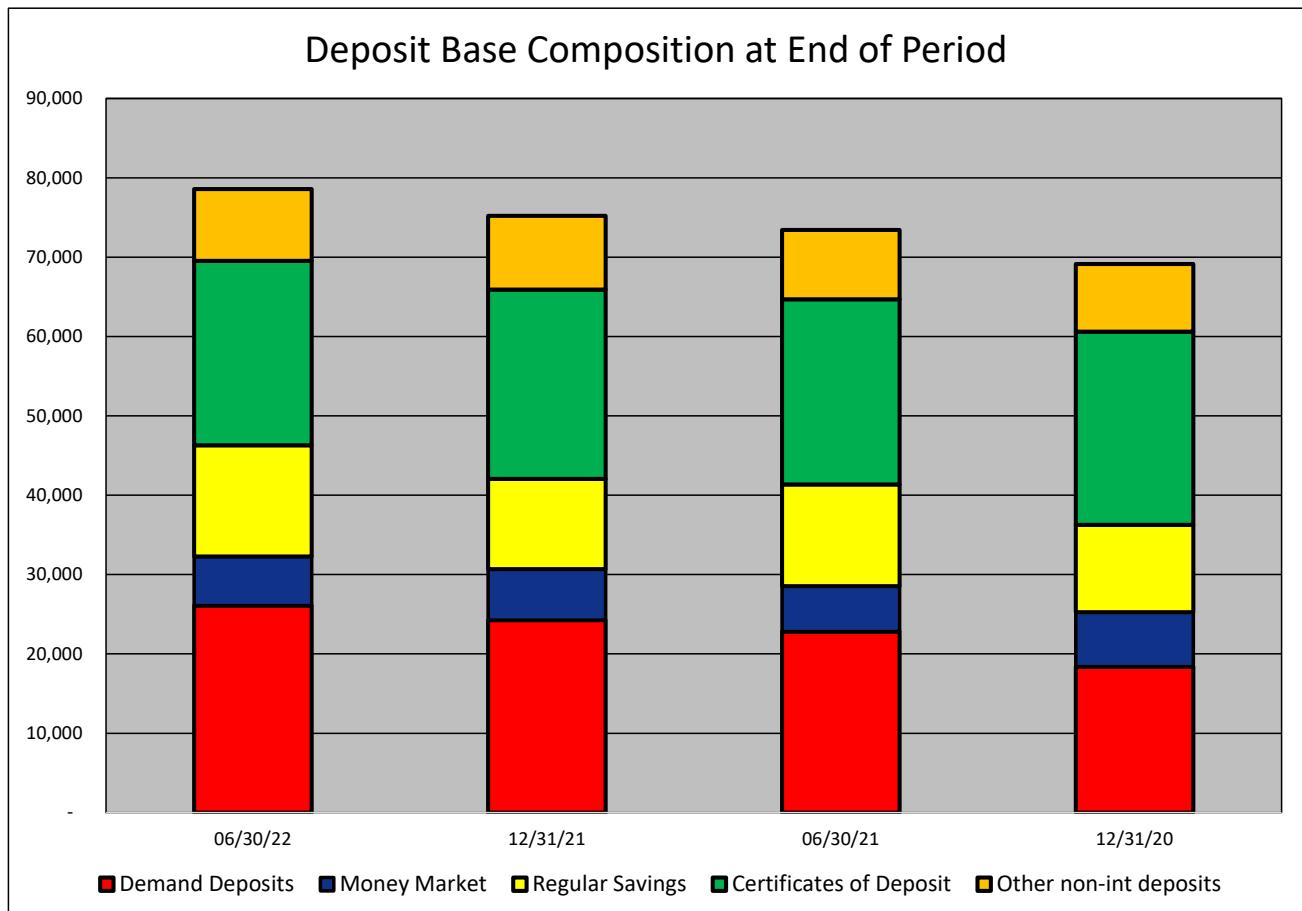
Total-90+ Days Past Due	-	-	-	-	-	NA
Total-Nonaccrual	292	683	771	833	(479)	(62.13)
Foreclosed Real Estate	-	-	-	-	-	NA
Total Non-perf Assets	292	683	771	833	(479)	(62.13)

**DEPOSIT BASE COMPOSITION - First National Bank of Wauchula**  
(Dollars in Thousands)

As of:	06/30/22	12/31/21	06/30/21	12/31/20	\$ Change 12 MTHS	% Change 12 MTHS
--------	----------	----------	----------	----------	----------------------	---------------------

**DEPOSIT BASE CATEGORY:**

Demand Deposits	26,092	24,238	22,810	18,384	3,282	14.39
Money Market	6,196	6,444	5,730	6,862	466	8.13
Regular Savings	14,018	11,393	12,803	11,033	1,215	9.49
Certificates of Deposit	23,240	23,842	23,358	24,325	(118)	(0.51)
Other non-int deposits	9,034	9,296	8,736	8,526	298	3.41
<b>Total Deposits</b>	<b>78,580</b>	<b>75,213</b>	<b>73,437</b>	<b>69,130</b>	<b>5,143</b>	<b>7.00</b>



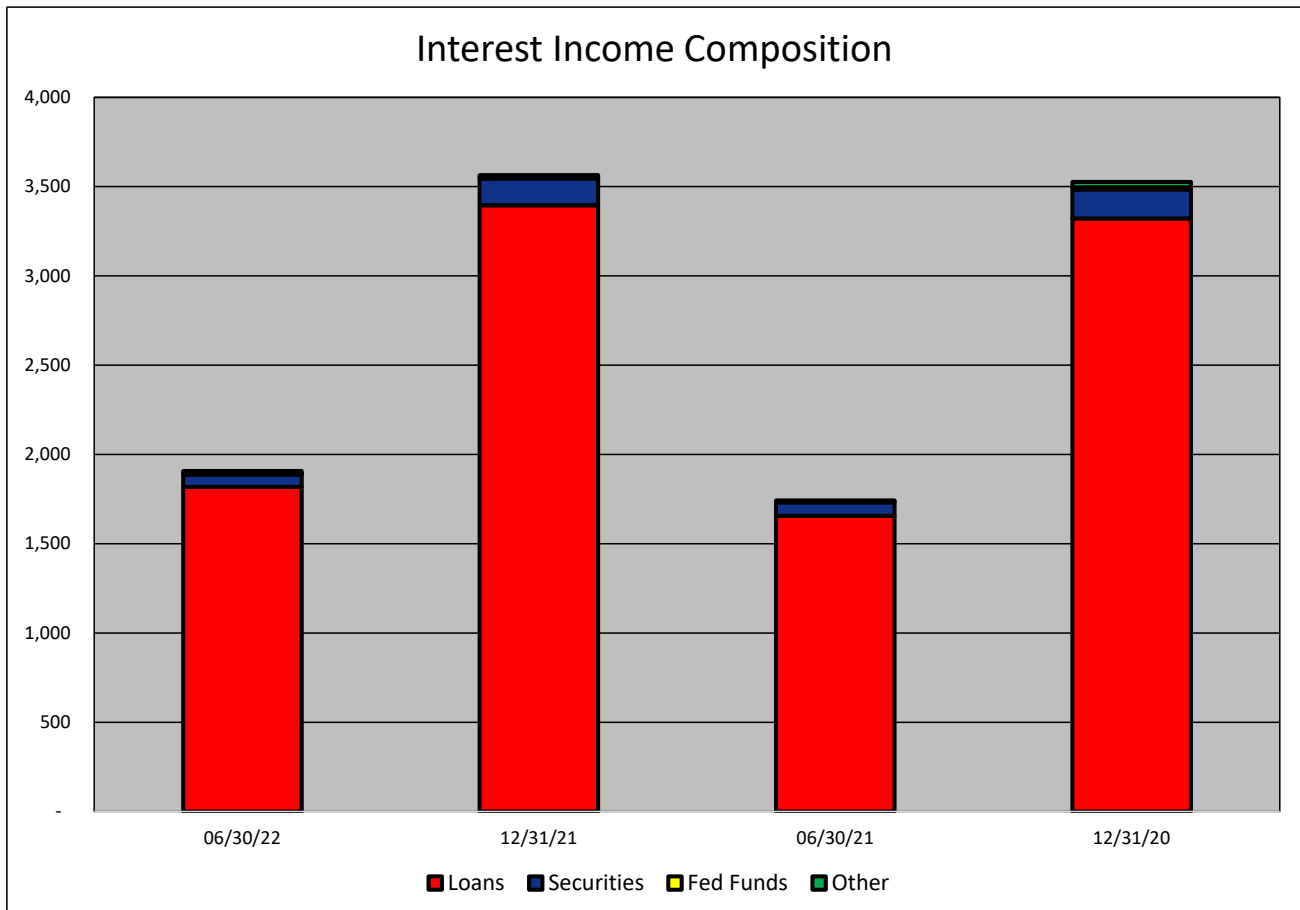


**INTEREST INCOME COMPOSITION- First National Bank of Wauchula**  
(Dollars in Thousands)

As of:	06/30/22	12/31/21	06/30/21	12/31/20	\$ Change 12 MTHS	% Change 12 MTHS
--------	----------	----------	----------	----------	----------------------	---------------------

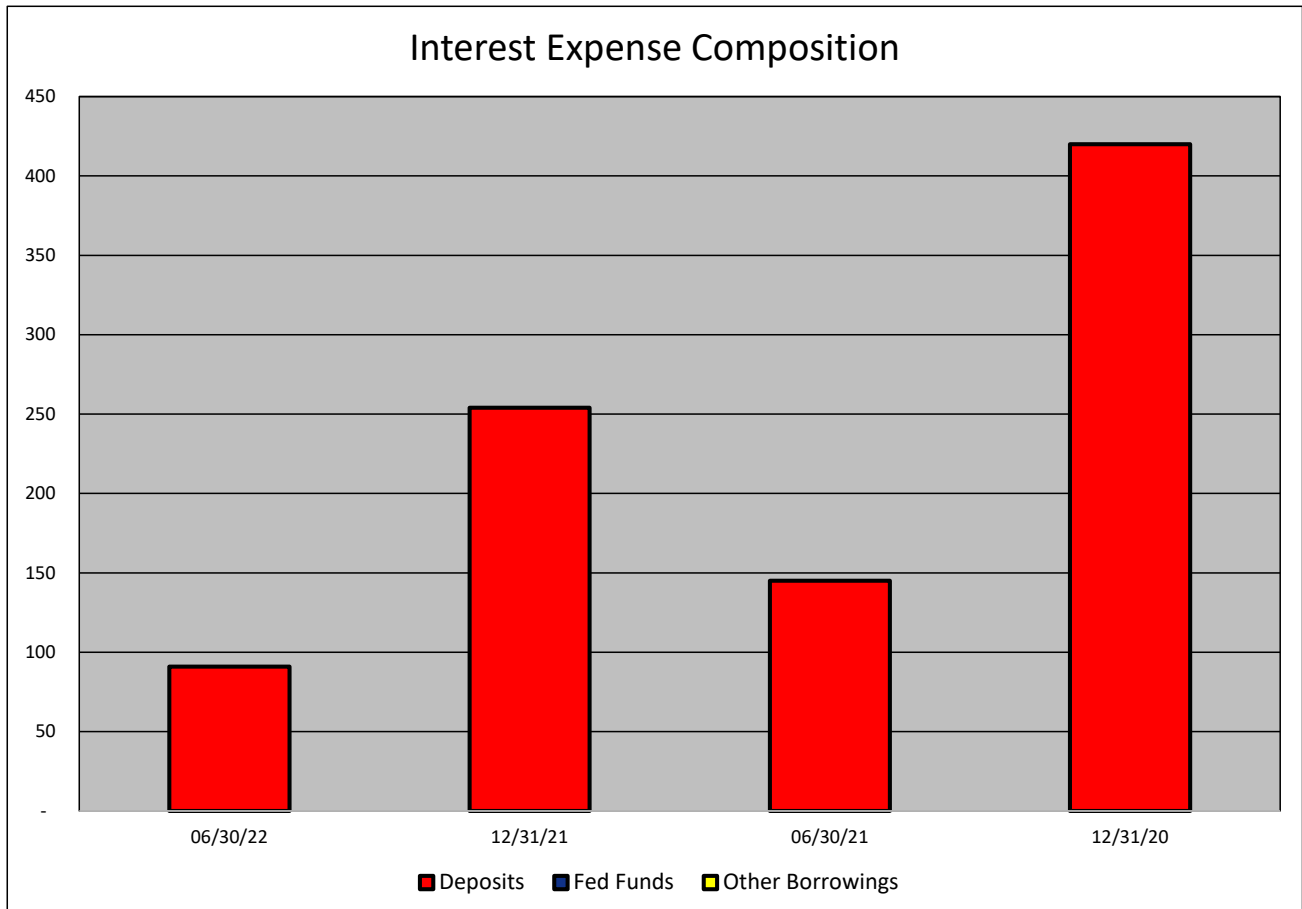
**INTEREST INCOME CATEGORY**

Loans	1,818	3,395	1,657	3,322	161	9.72
Securities	69	151	75	162	(6)	(8.00)
Fed Funds	7	9	5	12	2	40.00
Other	13	9	5	31	8	160.00
<b>Total Int Income</b>	<b>1,907</b>	<b>3,564</b>	<b>1,742</b>	<b>3,527</b>	<b>165</b>	<b>9.47</b>



**INTEREST EXPENSE COMPOSITION- First National Bank of Wauchula**  
(Dollars in Thousands)

As of:	06/30/22	12/31/21	06/30/21	12/31/20	\$ Change 12 MTHS	% Change 12 MTHS
<b>INTEREST EXPENSE CATEGORY</b>						
Deposits	91	254	145	420	(54)	(37.24)
Fed Funds	-	-	-	-	-	NA
Other Borrowings	-	-	-	-	-	NA
<b>Total Int Expense</b>	<b>91</b>	<b>254</b>	<b>145</b>	<b>420</b>	<b>(54)</b>	<b>(37.24)</b>

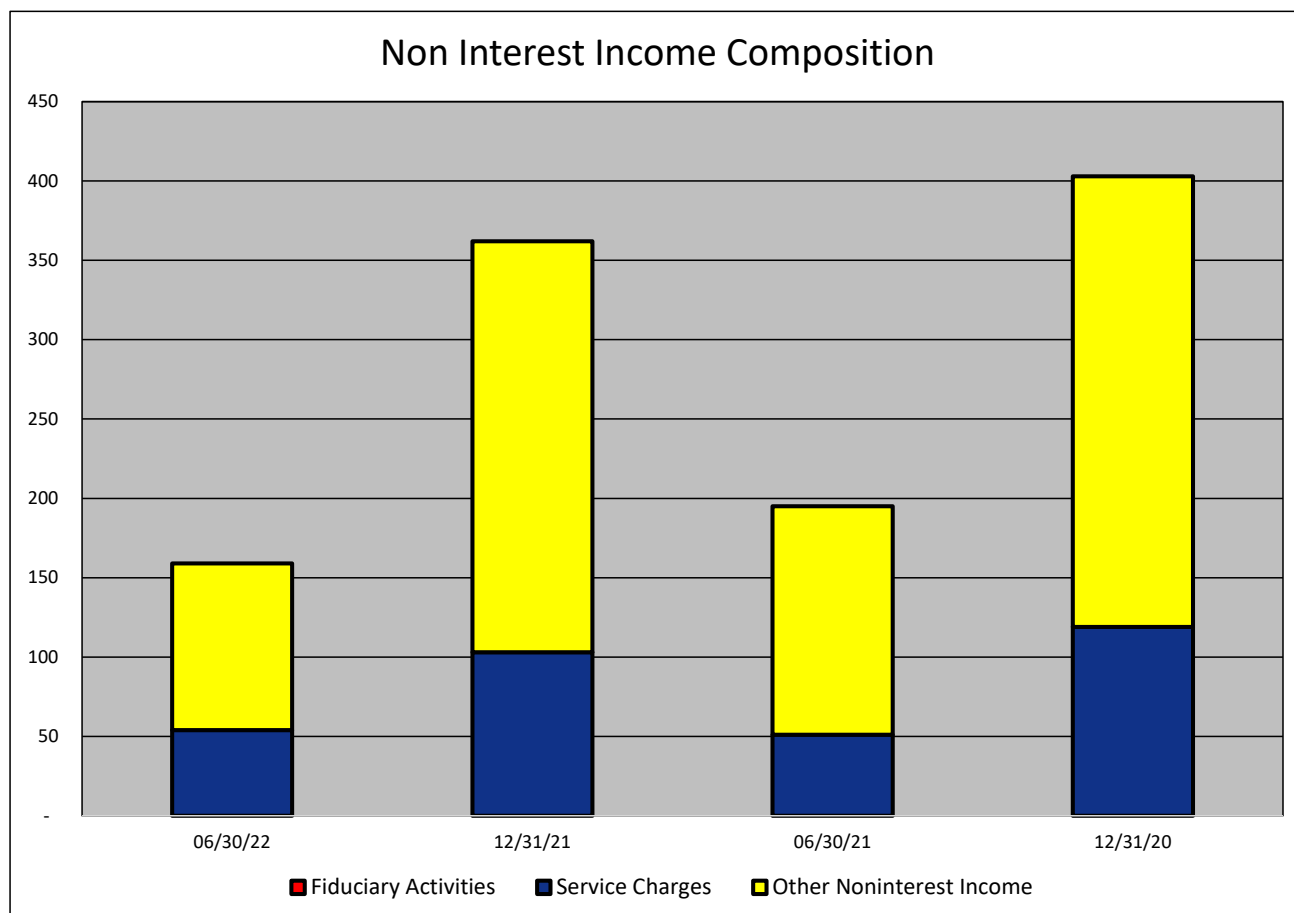


**NONINTEREST INCOME COMPOSITION- First National Bank of Wauchula**  
(Dollars in Thousands)

As of:	06/30/22	12/31/21	06/30/21	12/31/20	\$ Change 12 MTHS	% Change 12 MTHS
--------	----------	----------	----------	----------	----------------------	---------------------

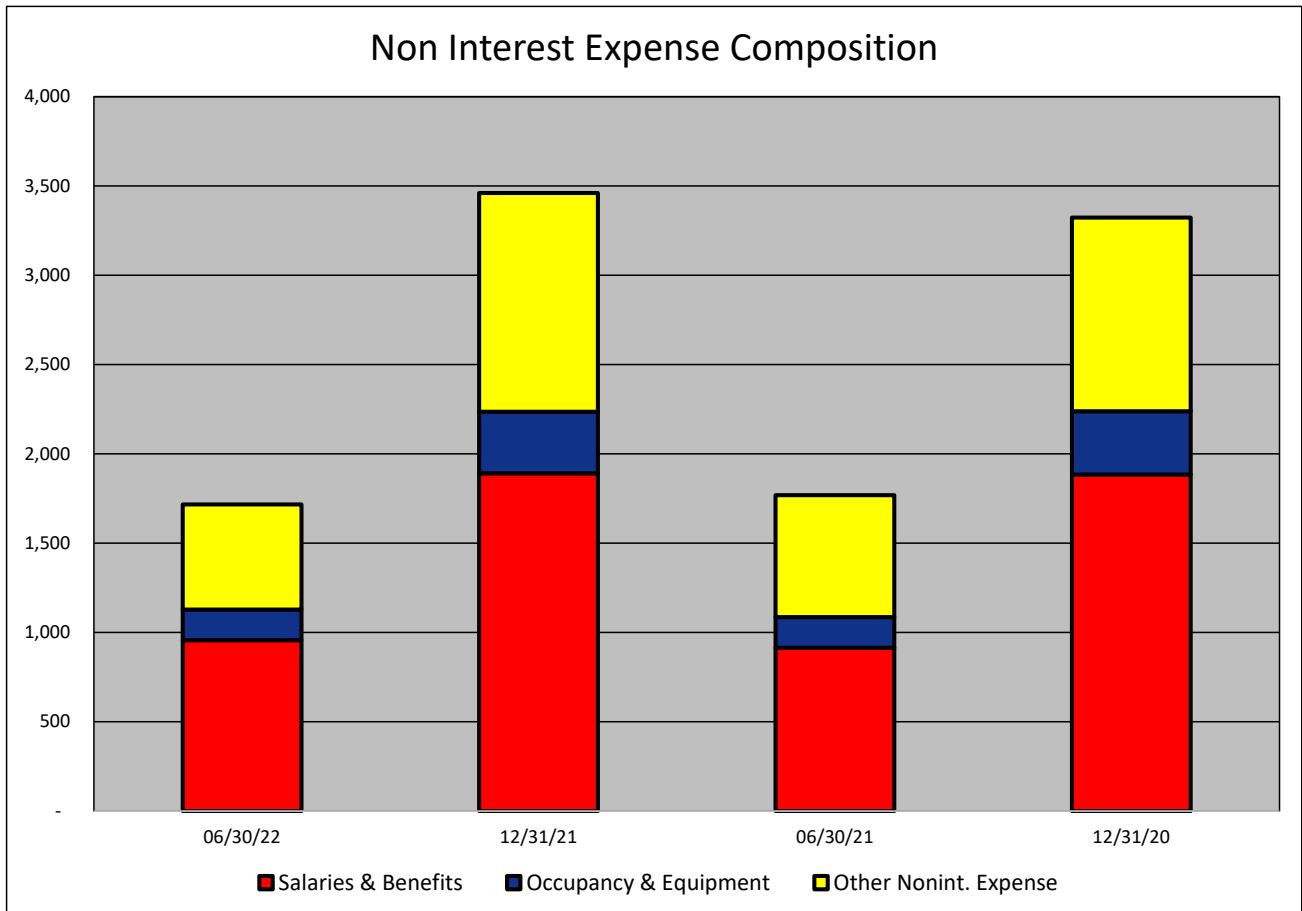
**NONINTEREST INCOME CATEGORY**

Fiduciary Activities	-	-	-	-	-	NA
Service Charges	54	103	51	119	3	5.88
Other Noninterest Income	105	259	144	284	(39)	(27.08)
<b>Total Nonint. Income</b>	<b>159</b>	<b>362</b>	<b>195</b>	<b>403</b>	<b>(36)</b>	<b>(18.46)</b>



**NONINTEREST EXPENSE COMPOSITION- First National Bank of Wauchula**  
(Dollars in Thousands)

As of:	06/30/22	12/31/21	06/30/21	12/31/20	\$ Change 12 MTHS	% Change 12 MTHS
<b>NONINTEREST EXPENSE CATEGORY</b>						
Salaries & Benefits	957	1,891	914	1,884	43	4.70
Occupancy & Equipment	171	345	172	354	(1)	(0.58)
Other Nonint. Expense	589	1,224	683	1,085	(94)	(13.76)
<b>Total Nonint. Expense</b>	<b>1,717</b>	<b>3,460</b>	<b>1,769</b>	<b>3,323</b>	<b>(52)</b>	<b>(2.94)</b>



**PEER GROUP COMPARISONS REPORT**  
**Central Florida Group**

BALANCE SHEET

Institution name	Total Assets \$000		% Change in Assets
	This Year	Last Year	
Cogent Bank	1,245,824	940,251	<b>32.50</b>
Winter Park National Bank	751,511	596,645	<b>25.96</b>
Citizens Bank And Trust	1,292,093	1,044,722	<b>23.68</b>
Sunrise Bank	437,804	360,957	<b>21.29</b>
Surety Bank	215,833	182,555	<b>18.23</b>
Commerce Bank & Trust	173,873	148,835	<b>16.82</b>
First Colony Bank Of Florida	302,332	263,253	<b>14.84</b>
Southstate Bank, National Association	46,193,356	40,262,683	<b>14.73</b>
First Bank	654,961	573,286	<b>14.25</b>
Heartland National Bank	720,396	640,127	<b>12.54</b>
The First National Bank Of Mount Dora	413,915	370,252	<b>11.79</b>
Citizens First Bank	4,013,943	3,612,714	<b>11.11</b>
United Southern Bank	858,678	775,046	<b>10.79</b>
Bank Of Central Florida	965,730	882,073	<b>9.48</b>
Mainstreet Community Bank Of Florida	804,904	740,152	<b>8.75</b>
Wauchula State Bank	982,248	920,407	<b>6.72</b>
Crews Bank & Trust	221,133	209,930	<b>5.34</b>
First National Bank Of Wauchula	88,243	83,955	<b>5.11</b>
Axiom Bank, National Association	649,853	635,780	<b>2.21</b>

<b>Select Peer Average</b>	3,209,823	2,802,296	14.01
----------------------------	-----------	-----------	-------

**PEER GROUP COMPARISONS REPORT**  
**Central Florida Group**

BALANCE SHEET

Institution name	Total Loans \$000		% Change in Loans
	This Year	Last Year	
Sunrise Bank	314,106	203,593	<b>54.28</b>
Cogent Bank	974,918	724,525	<b>34.56</b>
Bank Of Central Florida	527,799	420,368	<b>25.56</b>
Winter Park National Bank	316,951	262,711	<b>20.65</b>
Southstate Bank, National Association	28,009,146	24,204,465	<b>15.72</b>
Citizens First Bank	1,197,582	1,059,716	<b>13.01</b>
<b>First National Bank Of Wauchula</b>	<b>63,087</b>	<b>58,066</b>	<b>8.65</b>
Citizens Bank And Trust	540,866	508,763	<b>6.31</b>
First Bank	355,295	340,008	<b>4.50</b>
Wauchula State Bank	533,819	511,163	<b>4.43</b>
Commerce Bank & Trust	93,570	89,663	<b>4.36</b>
Crews Bank & Trust	87,972	85,008	<b>3.49</b>
First Colony Bank Of Florida	177,378	173,782	<b>2.07</b>
Mainstreet Community Bank Of Florida	446,287	460,447	<b>(3.08)</b>
The First National Bank Of Mount Dora	98,895	105,109	<b>(5.91)</b>
Surety Bank	71,616	76,431	<b>(6.30)</b>
Heartland National Bank	148,548	159,477	<b>(6.85)</b>
United Southern Bank	314,090	340,025	<b>(7.63)</b>
Axiom Bank, National Association	432,118	501,601	<b>(13.85)</b>

<b>Select Peer Average</b>	1,826,529	1,593,943	8.10
----------------------------	-----------	-----------	------

**PEER GROUP COMPARISONS REPORT**  
*Central Florida Group*

**CAPITAL RATIOS**  
**For the six months June 30, 2022**

Institution name	Equity/ Assets	Leverage Ratio	Tier 1 Risk- based Ratio	Risk based Capital Ratio	Common Equity Tier 1 Capital Ratio
Axiom Bank, National Association	13.72	<b>13.85</b>	19.18	20.35	19.18
Surety Bank	6.93	<b>10.07</b>	20.98	21.95	20.98
Citizens First Bank	6.92	<b>10.06</b>	14.71	15.46	14.71
First National Bank Of Wauchula	8.63	<b>10.04</b>	0.00	0.00	0.00
The First National Bank Of Mount Dora	5.41	<b>9.98</b>	14.82	15.76	14.82
Wauchula State Bank	9.59	<b>9.93</b>	0.00	0.00	0.00
Sunrise Bank	7.99	<b>9.20</b>	0.00	0.00	0.00
Cogent Bank	8.84	<b>9.11</b>	11.43	12.68	11.43
Mainstreet Community Bank Of Florida	6.71	<b>8.94</b>	0.00	0.00	0.00
Southstate Bank, National Association	11.55	<b>8.67</b>	12.00	12.68	12.00
Crews Bank & Trust	8.01	<b>8.41</b>	19.88	21.15	19.88
First Colony Bank Of Florida	7.46	<b>8.24</b>	12.54	13.79	12.54
First Bank	7.03	<b>8.23</b>	14.17	15.42	14.17
Commerce Bank & Trust	5.51	<b>8.13</b>	14.37	15.63	14.37
United Southern Bank	2.88	<b>7.91</b>	13.80	15.06	13.80
Heartland National Bank	5.98	<b>7.20</b>	23.39	24.52	23.39
Bank Of Central Florida	5.86	<b>7.15</b>	12.29	13.18	12.29
Citizens Bank And Trust	2.20	<b>7.06</b>	13.26	14.03	13.26
Winter Park National Bank	5.58	<b>6.66</b>	11.36	12.30	11.36

<b>Select Peer Average</b>	7.20	8.89	12.01	12.84	12.01
----------------------------	------	------	-------	-------	-------

**PEER GROUP COMPARISONS REPORT**  
*Central Florida Group*

**BALANCE SHEET RATIOS**  
**For the six months June 30, 2022**

Institution name	Loans/ Deposits	Gross Loans/ Assets	Securities/ Assets
Cogent Bank	<b>86.38</b>	78.25	10.96
<b>First National Bank Of Wauchula</b>	<b>80.28</b>	<b>71.49</b>	<b>6.97</b>
Axiom Bank, National Association	<b>79.03</b>	66.49	17.34
Sunrise Bank	<b>78.95</b>	71.75	12.57
Southstate Bank, National Association	<b>71.90</b>	60.63	18.34
First Colony Bank Of Florida	<b>63.88</b>	58.67	16.95
Wauchula State Bank	<b>60.61</b>	54.35	22.93
Mainstreet Community Bank Of Florida	<b>59.97</b>	55.45	24.24
First Bank	<b>58.66</b>	54.25	20.75
Bank Of Central Florida	<b>58.40</b>	54.65	24.28
Commerce Bank & Trust	<b>57.85</b>	53.82	29.30
Winter Park National Bank	<b>47.05</b>	42.18	40.76
Citizens Bank And Trust	<b>45.90</b>	41.86	54.44
Crews Bank & Trust	<b>43.39</b>	39.78	35.29
United Southern Bank	<b>37.99</b>	36.58	51.46
Surety Bank	<b>35.72</b>	33.18	12.55
Citizens First Bank	<b>35.45</b>	29.84	65.66
The First National Bank Of Mount Dora	<b>25.43</b>	23.89	59.20
Heartland National Bank	<b>22.06</b>	20.62	35.68

<b>Select Peer Average</b>	55.21	49.88	29.46
----------------------------	-------	-------	-------



**PEER GROUP COMPARISONS REPORT**  
*Central Florida Group*

**PROFITABILITY RATIOS**  
**For the six months June 30, 2022**

Institution name	Avg Total Assets (\$000)	Return on Avg Assets	Return on Avg Equity
Surety Bank	204,498	<b>2.91</b>	35.31
Wauchula State Bank	960,912	<b>1.60</b>	16.63
First Colony Bank Of Florida	305,853	<b>1.59</b>	20.45
Winter Park National Bank	742,247	<b>1.43</b>	24.26
The First National Bank Of Mount Dora	385,117	<b>1.22</b>	13.92
Citizens First Bank	4,058,690	<b>1.15</b>	13.70
Southstate Bank, National Association	44,701,710	<b>1.03</b>	8.71
First Bank	642,188	<b>1.01</b>	13.48
Citizens Bank And Trust	1,300,235	<b>1.00</b>	22.56
Cogent Bank	1,219,047	<b>0.94</b>	11.12
Sunrise Bank	415,014	<b>0.93</b>	10.87
United Southern Bank	851,216	<b>0.93</b>	19.37
Mainstreet Community Bank Of Florida	775,239	<b>0.85</b>	11.23
Bank Of Central Florida	982,077	<b>0.77</b>	12.18
Crews Bank & Trust	226,613	<b>0.72</b>	9.14
Commerce Bank & Trust	184,006	<b>0.58</b>	9.12
<b>First National Bank Of Wauchula</b>	<b>89,276</b>	<b>0.53</b>	<b>5.92</b>
Heartland National Bank	686,677	<b>0.52</b>	7.83
Axiom Bank, National Association	643,630	<b>0.41</b>	2.83

<b>Select Peer Average</b>	<b>3,124,960</b>	<b>1.06</b>	<b>14.14</b>
----------------------------	------------------	-------------	--------------

**PEER GROUP COMPARISONS REPORT**  
*Central Florida Group*

**PROFITABILITY RATIOS**  
**For the six months June 30, 2022**

Institution name	Noninterest Income/AA	Net Overhead Ratio	Efficiency Ratio	Assets (per million) per Employee
Winter Park National Bank	0.07	0.90	<b>39.47</b>	26.84
First Colony Bank Of Florida	0.12	1.46	<b>47.41</b>	15.91
Citizens First Bank	0.82	0.56	<b>48.15</b>	9.91
Surety Bank	3.23	(0.39)	<b>48.74</b>	5.68
Wauchula State Bank	0.49	1.40	<b>51.52</b>	4.44
Southstate Bank, National Association	0.84	1.25	<b>60.31</b>	8.90
Cogent Bank	0.58	2.14	<b>61.80</b>	7.33
First Bank	0.60	1.65	<b>62.07</b>	6.75
Sunrise Bank	0.10	1.98	<b>62.20</b>	8.26
United Southern Bank	0.59	1.50	<b>62.43</b>	5.88
Bank Of Central Florida	0.21	1.50	<b>62.73</b>	11.23
Mainstreet Community Bank Of Florida	0.39	1.72	<b>64.53</b>	7.59
Heartland National Bank	0.29	1.03	<b>66.76</b>	12.42
Citizens Bank And Trust	0.76	1.47	<b>67.43</b>	6.91
The First National Bank Of Mount Dora	1.97	1.30	<b>68.79</b>	5.05
Crews Bank & Trust	0.51	1.75	<b>74.74</b>	10.05
Commerce Bank & Trust	0.17	1.85	<b>74.79</b>	8.69
<b>First National Bank Of Wauchula</b>	<b>0.36</b>	<b>3.49</b>	<b>86.51</b>	<b>3.27</b>
Axiom Bank, National Association	0.87	3.50	<b>103.90</b>	4.42

<b>Select Peer Average</b>	0.68	1.58	63.91	8.92
----------------------------	------	------	-------	------

**PEER GROUP COMPARISONS REPORT**  
*Central Florida Group*

**ASSET QUALITY RATIOS**  
For the six months June 30, 2022

Institution name	Reserves/ Loans	Nonperf Loans/ Total Loans	Nonperf Assets/ Total Assets	Adjusted Texas Ratio
Commerce Bank & Trust	1.74	0.00	<b>0.00</b>	0.00
Bank Of Central Florida	0.98	0.00	<b>0.00</b>	0.00
First Colony Bank Of Florida	1.56	0.01	<b>0.00</b>	0.04
Heartland National Bank	1.63	0.00	<b>0.00</b>	0.08
Sunrise Bank	1.16	0.00	<b>0.00</b>	0.00
Winter Park National Bank	1.32	0.00	<b>0.00</b>	0.00
Mainstreet Community Bank Of Florida	1.49	0.01	<b>0.01</b>	0.09
Citizens First Bank	1.75	0.06	<b>0.02</b>	0.26
Crews Bank & Trust	2.86	0.08	<b>0.03</b>	0.35
Citizens Bank And Trust	1.02	0.17	<b>0.07</b>	2.73
United Southern Bank	3.04	0.27	<b>0.10</b>	2.43
Southstate Bank, National Association	1.14	0.32	<b>0.20</b>	1.92
The First National Bank Of Mount Dora	2.52	0.69	<b>0.22</b>	2.34
Surety Bank	1.35	0.68	<b>0.23</b>	3.07
First Bank	1.89	0.61	<b>0.33</b>	4.13
First National Bank Of Wauchula	1.19	0.46	<b>0.33</b>	3.49
Cogent Bank	1.29	0.51	<b>0.40</b>	3.33
Axiom Bank, National Association	1.25	0.57	<b>0.41</b>	2.65
Wauchula State Bank	1.93	1.07	<b>0.58</b>	5.47

<b>Select Peer Average</b>	1.64	0.29	0.15	1.70
----------------------------	------	------	------	------

**PEER GROUP COMPARISONS REPORT**  
*Central Florida Group*

**STATEMENT OF CONDITION (% OF ASSETS)**  
**For the six months June 30, 2022**

Institution name	Cash & Nointerest bearing Deps	Interest- bearing Bal	Fed Funds Sold & Repos	Held to Maturity Secs	Available for Sale Secs
Surety Bank	<b>23.64</b>	27.38	0.00	0.00	12.55
First National Bank Of Wauchula	<b>10.24</b>	6.70	0.00	0.00	6.97
First Bank	<b>4.00</b>	16.94	0.61	0.00	20.75
Commerce Bank & Trust	<b>2.90</b>	11.65	0.00	0.00	29.30
Axiom Bank, National Association	<b>1.54</b>	9.88	0.00	0.00	17.34
Winter Park National Bank	<b>1.43</b>	13.85	0.00	22.73	18.02
First Colony Bank Of Florida	<b>1.36</b>	22.86	0.00	9.95	7.00
Crews Bank & Trust	<b>1.26</b>	22.67	0.00	19.76	15.53
Southstate Bank, National Association	<b>1.22</b>	8.71	0.30	6.08	12.27
Wauchula State Bank	<b>1.20</b>	21.08	0.00	15.49	7.44
Sunrise Bank	<b>1.11</b>	13.79	0.00	1.14	11.43
Heartland National Bank	<b>1.02</b>	40.46	0.00	0.00	35.68
Bank Of Central Florida	<b>0.96</b>	17.11	0.00	0.00	24.28
Mainstreet Community Bank Of Florida	<b>0.87</b>	14.13	1.02	0.00	24.24
United Southern Bank	<b>0.82</b>	6.67	0.00	1.54	49.92
Citizens First Bank	<b>0.61</b>	0.17	0.36	0.00	65.66
The First National Bank Of Mount Dora	<b>0.48</b>	10.62	0.00	0.00	59.20
Citizens Bank And Trust	<b>0.37</b>	1.16	0.00	0.00	54.44
Cogent Bank	<b>0.30</b>	10.14	0.00	0.00	10.96

<b>Select Peer Average</b>	2.91	14.52	0.12	4.04	25.42
----------------------------	------	-------	------	------	-------

**PEER GROUP COMPARISONS REPORT**  
*Central Florida Group*

**STATEMENT OF CONDITION (% OF ASSETS)**  
For the six months June 30, 2022

Institution name	Net Loans & Leases	Premises & Fixed Assets	Total Real Estate Owned	Intangible Assets
Cogent Bank	76.98	0.43	0.00	0.07
Sunrise Bank	70.92	0.91	0.00	0.01
First National Bank Of Wauchula	70.64	1.48	0.00	0.00
Axiom Bank, National Association	65.67	2.30	0.03	0.30
Southstate Bank, National Association	59.78	1.23	0.00	4.64
First Colony Bank Of Florida	57.76	0.56	0.00	0.00
Mainstreet Community Bank Of Florida	54.52	2.20	0.00	0.01
Bank Of Central Florida	54.12	1.17	0.00	0.02
Wauchula State Bank	53.30	0.75	0.00	0.00
First Bank	53.22	2.27	0.00	0.00
Commerce Bank & Trust	52.88	0.11	0.00	0.00
Winter Park National Bank	41.62	0.43	0.00	0.00
Citizens Bank And Trust	41.43	0.84	0.00	0.00
Crews Bank & Trust	38.64	1.74	0.00	0.00
United Southern Bank	35.47	1.20	0.00	0.00
Surety Bank	32.73	0.95	0.00	0.00
Citizens First Bank	28.90	1.13	0.00	0.30
The First National Bank Of Mount Dora	23.29	1.09	0.05	0.00
Heartland National Bank	20.26	0.53	0.00	0.00

<b>Select Peer Average</b>	49.06	1.12	0.00	0.28
----------------------------	-------	------	------	------

**PEER GROUP COMPARISONS REPORT**  
*Central Florida Group*

**STATEMENT OF CONDITION (% OF TOTAL FUNDING SOURCES)**  
**For the six months June 30, 2022**

Institution name	Non Interest Bearing Deps	Interest Bearing Deps	Total Deps	Total Fed Funds & Repos	Other Borrowed Money
United Southern Bank	<b>56.72</b>	43.28	100.00	0.00	0.00
Surety Bank	<b>46.96</b>	53.04	100.00	0.00	0.00
Crews Bank & Trust	<b>43.83</b>	56.17	100.00	0.00	0.00
Bank Of Central Florida	<b>42.50</b>	57.50	100.00	0.00	0.00
First Colony Bank Of Florida	<b>42.49</b>	57.51	100.00	0.00	0.00
The First National Bank Of Mount Dora	<b>41.86</b>	58.14	100.00	0.00	0.00
Mainstreet Community Bank Of Florida	<b>41.04</b>	58.55	99.60	0.00	0.40
Sunrise Bank	<b>40.56</b>	58.44	99.00	0.00	1.00
First Bank	<b>38.77</b>	61.23	100.00	0.00	0.00
Citizens Bank And Trust	<b>38.60</b>	55.24	93.84	3.38	2.78
Cogent Bank	<b>38.19</b>	61.81	100.00	0.00	0.00
Southstate Bank, National Association	<b>36.38</b>	61.92	98.30	1.69	0.01
Wauchula State Bank	<b>35.94</b>	63.50	99.44	0.53	0.03
<b>First National Bank Of Wauchula</b>	<b>33.01</b>	<b>66.99</b>	<b>100.00</b>	<b>0.00</b>	<b>0.00</b>
Commerce Bank & Trust	<b>28.87</b>	70.12	98.99	1.01	0.00
Winter Park National Bank	<b>28.13</b>	66.96	95.09	4.77	0.14
Heartland National Bank	<b>24.37</b>	75.63	100.00	0.00	0.00
Axiom Bank, National Association	<b>23.41</b>	74.79	98.20	0.00	1.80
Citizens First Bank	<b>18.72</b>	72.67	91.40	5.82	2.79

<b>Select Peer Average</b>	36.86	61.76	98.62	0.91	0.47
----------------------------	-------	-------	-------	------	------

**PEER GROUP COMPARISONS REPORT**  
*Central Florida Group*

**YIELDS, COSTS & SPREADS - ASSET YIELDS**  
For the six months June 30, 2022

Institution name	Yield on Earning Assets	Cost of Funds	Net Interest Margin	Avg Earning Assets/AA
First National Bank Of Wauchula	4.84	0.35	<b>4.61</b>	88.21
Cogent Bank	4.07	0.38	<b>3.85</b>	99.24
Surety Bank	3.97	0.39	<b>3.66</b>	68.81
Axiom Bank, National Association	3.94	0.59	<b>3.52</b>	94.78
Sunrise Bank	3.54	0.40	<b>3.31</b>	97.64
First Bank	3.37	0.23	<b>3.23</b>	92.97
First Colony Bank Of Florida	3.30	0.14	<b>3.17</b>	98.63
Wauchula State Bank	3.22	0.09	<b>3.16</b>	98.55
Mainstreet Community Bank Of Florida	3.07	0.16	<b>2.98</b>	96.64
Southstate Bank, National Association	2.96	0.09	<b>2.90</b>	90.19
United Southern Bank	2.83	0.08	<b>2.78</b>	98.44
Commerce Bank & Trust	3.00	0.60	<b>2.62</b>	94.64
The First National Bank Of Mount Dora	2.70	0.16	<b>2.61</b>	97.73
Bank Of Central Florida	2.67	0.14	<b>2.59</b>	96.89
Citizens Bank And Trust	2.70	0.22	<b>2.57</b>	96.67
Crews Bank & Trust	2.60	0.10	<b>2.55</b>	97.16
Winter Park National Bank	2.68	0.31	<b>2.47</b>	96.55
Citizens First Bank	2.12	0.15	<b>2.00</b>	97.08
Heartland National Bank	1.84	0.15	<b>1.73</b>	97.70
<b>Select Peer Average</b>	3.13	0.25	2.84	94.66