

# First National Bank Northwest Florida

Panama City, FL

Established

5/3/1984

## Florida Bank and Thrift Performance Report

### Table of Contents

| <b>Title</b>                    | <b>Page</b> |
|---------------------------------|-------------|
| PEER GROUP POSITION             | 1           |
| EXECUTIVE SUMMARY               | 2           |
| SELECTED FINANCIAL DATA         | 3           |
| SECURITIES COMPOSITION          | 4           |
| LOAN PORTFOLIO COMPOSITION      | 5           |
| LOAN PORTFOLIO QUALITY          | 6           |
| DEPOSIT BASE COMPOSITION        | 7           |
| INTEREST INCOME COMPOSITION     | 8           |
| INTEREST EXPENSE COMPOSITION    | 9           |
| NONINTEREST INCOME COMPOSITION  | 10          |
| NONINTEREST EXPENSE COMPOSITION | 11          |
| PEER GROUP COMPARISONS REPORT   | 12-22       |

---

#### FLORIDA BANKING TEAM

Ed Hacker, Robert Brink, Ted Hacker, Steve Kania, David Ajvazi, Michael Squitieri, Erica Hines, Sacha Widmaier, Kristen Moroso, Anthony Hagbartsen, Matthew Hanley, Jordan Augustyniak, Madeline Bogumil, Natalie Filippone, Lauren Klindt, Phillip Berdeguer, Andrew Joyce, Dylan Frayne, Mai Tran, Meranda Joseph, Patricia Romero, Vanessa Hossler, Adam McCord

Information contained herein was obtained from FIS is believed to be reliable however, accuracy is not guaranteed and all peer and state averages are simple averages.

**PEER GROUP POSITION**

For the  
*North Florida Group*

**For the six months June 30, 2022**

| Institution name                           | Total Assets<br>(\$'000's) |
|--|----------------------------|
| Tiaa, Fsb                                  | 38,576,417                 |
| Capital City Bank                          | 4,347,799                  |
| First Federal Bank                         | 3,496,824                  |
| One Florida Bank                           | 1,411,301                  |
| Drummond Community Bank                    | 1,015,279                  |
| Prime Meridian Bank                        | 860,735                    |
| Fnbt Bank                                  | 687,388                    |
| Beach Bank                                 | 619,248                    |
| Intracoastal Bank                          | 550,214                    |
| Florida Capital Bank, National Association | 521,750                    |
| First National Bank Northwest Florida      | 239,376                    |
| Community State Bank                       | 213,562                    |
| The Warrington Bank                        | 206,970                    |
| Madison County Community Bank              | 178,719                    |
| Lafayette State Bank                       | 177,104                    |
| Bank Of Pensacola                          | 158,209                    |
| Pnb Community Bank                         | 147,662                    |
| Peoples Bank Of Graceville                 | 113,192                    |

| Institution name                           | Return on Avg<br>Assets (%) |
|--|-----------------------------|
| Intracoastal Bank                          | 1.66                        |
| Peoples Bank Of Graceville                 | 1.27                        |
| Tiaa, Fsb                                  | 1.18                        |
| Drummond Community Bank                    | 1.07                        |
| Prime Meridian Bank                        | 1.04                        |
| First Federal Bank                         | 1.00                        |
| Fnbt Bank                                  | 0.93                        |
| First National Bank Northwest Florida      | 0.86                        |
| Capital City Bank                          | 0.84                        |
| Florida Capital Bank, National Association | 0.83                        |
| One Florida Bank                           | 0.79                        |
| Madison County Community Bank              | 0.76                        |
| Beach Bank                                 | 0.67                        |
| Pnb Community Bank                         | 0.59                        |
| Lafayette State Bank                       | 0.51                        |
| Bank Of Pensacola                          | 0.32                        |
| Community State Bank                       | 0.23                        |
| The Warrington Bank                        | (0.05)                      |

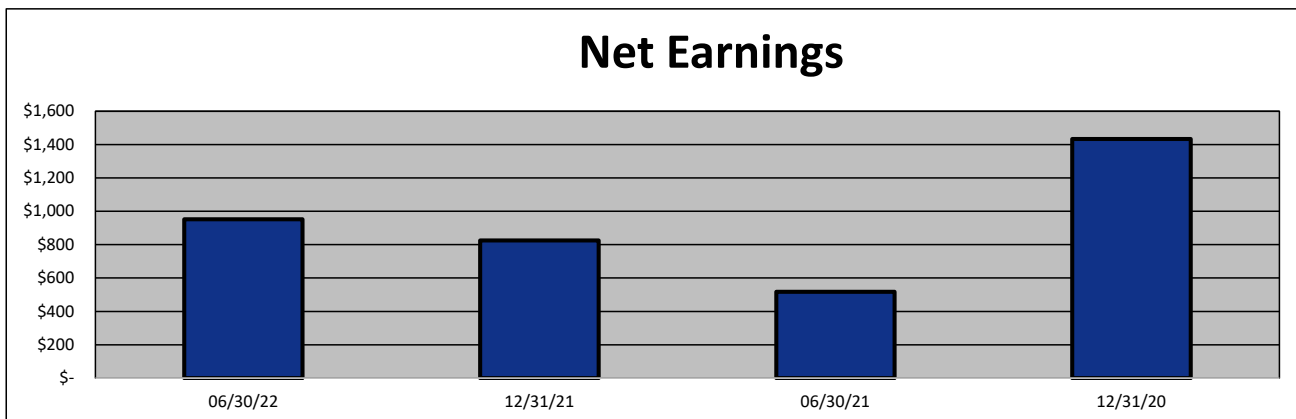
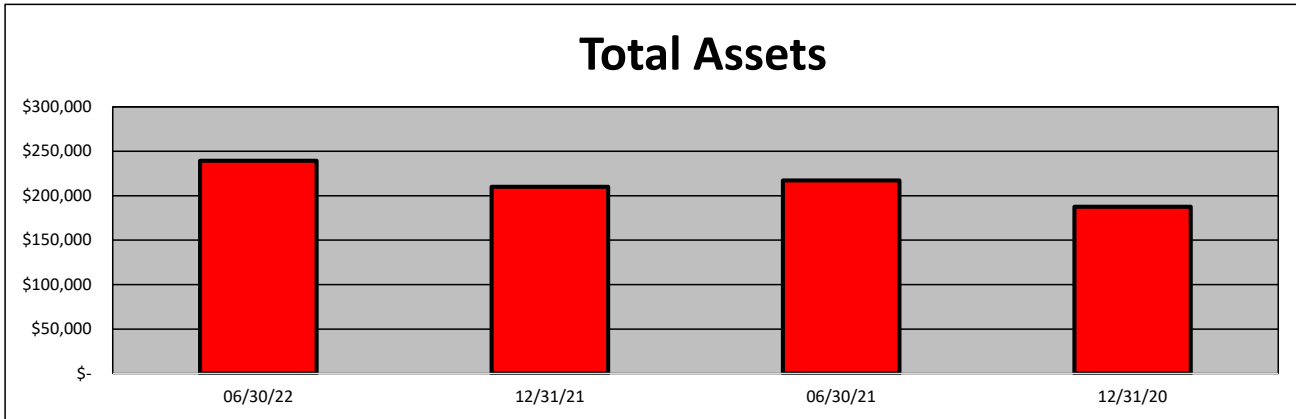
**EXECUTIVE SUMMARY - First National Bank Northwest Florida  
(Percentage)**

| Period Ending                      | 06/30/22 | 12/31/21 | 06/30/21 | 12/31/20 | State Avg. | Peer Avg. |
|------------------------------------|----------|----------|----------|----------|------------|-----------|
| <b>CAPITAL RATIOS</b>              |          |          |          |          |            |           |
| Equity/Assets                      | 8.87     | 9.80     | 9.38     | 10.80    | 10.08      | 7.90      |
| Leverage Ratio                     | 9.16     | 9.38     | 9.43     | 10.52    | 10.09      | 9.25      |
| Tier 1 Cap/Risk Based Assets       | 47.56    | 37.14    | 30.13    | 33.73    | 16.44      | 15.75     |
| Risk Based Ratio                   | 48.82    | 38.40    | 31.38    | 34.99    | 17.29      | 16.64     |
| Common Equity Tier 1 Capital Ratio | 47.56    | 37.14    | 30.13    | 33.73    | 16.42      | 15.75     |
| <b>BALANCE SHEET RATIOS:</b>       |          |          |          |          |            |           |
| Loan/Deposit Ratio                 | 22.97    | 31.83    | 39.07    | 42.92    | 64.07      | 59.01     |
| Loans/Assets                       | 20.86    | 28.69    | 35.37    | 38.27    | 52.71      | 50.75     |
| Securities/Assets                  | 3.36     | 4.14     | 4.39     | 3.34     | 17.27      | 27.40     |
| <b>PROFITABILITY:</b>              |          |          |          |          |            |           |
| Return on Avg Assets               | 0.86     | 0.39     | 0.51     | 0.77     | 0.67       | 0.81      |
| Return on Avg Equity               | 9.17     | 4.03     | 5.07     | 7.28     | 9.14       | 10.21     |
| Nonint Income/Avg Assets           | 0.52     | 0.18     | 0.05     | 0.09     | 0.86       | 0.92      |
| Net Overhead Ratio                 | 0.95     | 1.55     | 1.59     | 1.71     | 1.91       | 1.62      |
| Efficiency Ratio                   | 63.16    | 81.50    | 76.21    | 70.04    | 225.75     | 70.54     |
| Assets (per million) per Employee  | 7.25     | 7.00     | 6.79     | 6.06     | 9.27       | 8.22      |
| <b>ASSET QUALITY:</b>              |          |          |          |          |            |           |
| Reserves/Loans                     | 2.50     | 2.07     | 1.63     | 1.74     | 1.36       | 1.32      |
| Nonperforming Loans/Total Loans    | 0.00     | 0.67     | 1.06     | 0.27     | 0.69       | 0.74      |
| Nonperforming Assets/Total Assets  | 0.00     | 0.19     | 0.37     | 0.10     | 0.47       | 0.49      |
| Adjusted Texas Ratio               | 0.00     | 0.00     | 0.00     | 0.91     | 3.38       | 4.08      |
| <b>YIELDS &amp; COSTS:</b>         |          |          |          |          |            |           |
| Yield on earning assets            | 1.98     | 2.21     | 2.44     | 3.16     | 3.18       | 3.04      |
| Cost of funds                      | 0.07     | 0.10     | 0.12     | 0.47     | 0.42       | 0.30      |
| Net interest margin                | 1.92     | 2.13     | 2.35     | 2.79     | 2.61       | 2.53      |
| Avg Earning Assets/Avg Assets      | 94.14    | 91.31    | 89.82    | 88.64    | 90.17      | 94.25     |

**SELECTED FINANCIAL DATA - First National Bank Northwest Florida**  
(Dollars in Thousands)

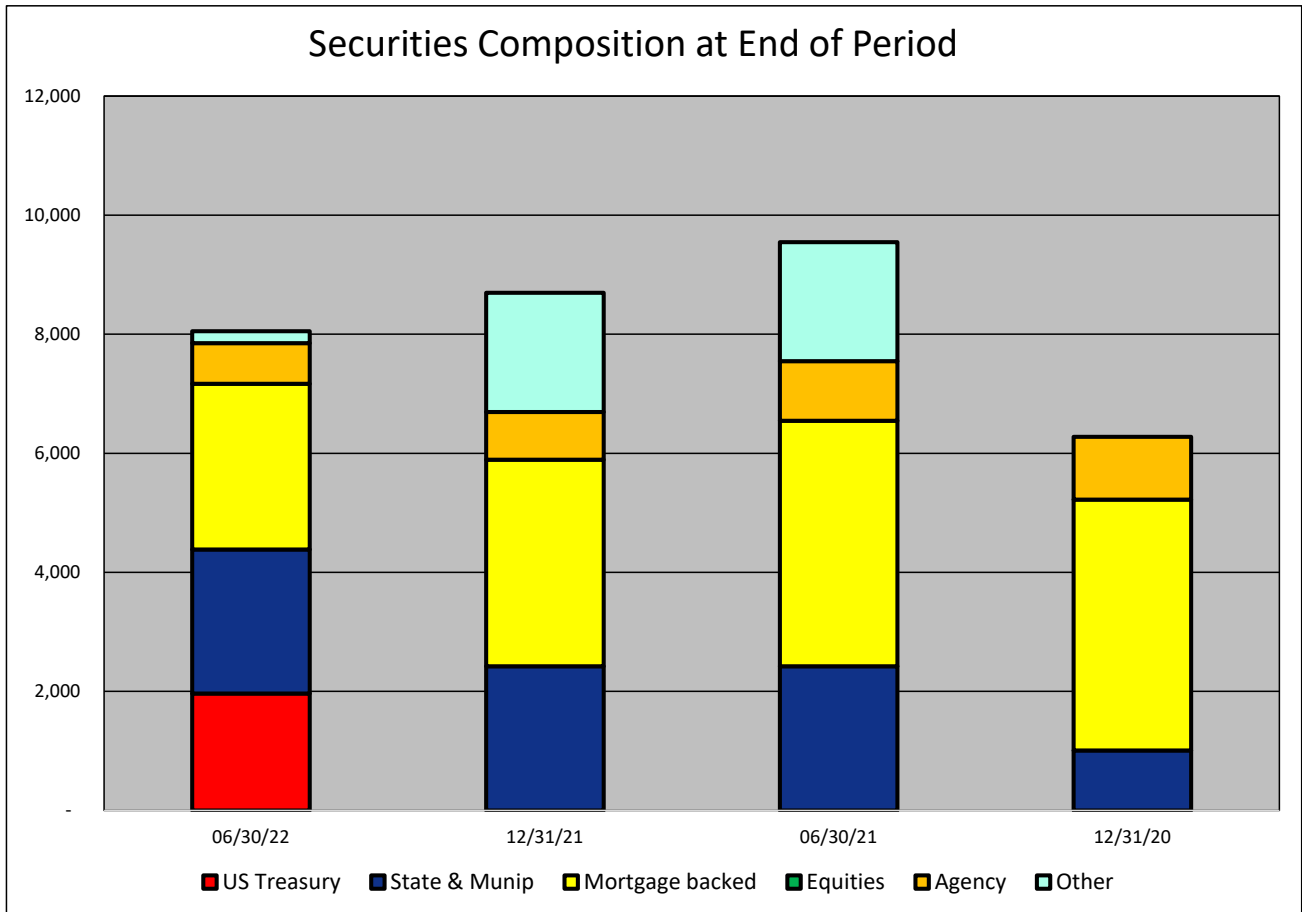
| <b>As of:</b>        | <b>06/30/22</b> | <b>12/31/21</b> | <b>06/30/21</b> | <b>12/31/20</b> | <b>\$ Change<br/>12 MTHS</b> | <b>% Change<br/>12 MTHS</b> |
|----------------------|-----------------|-----------------|-----------------|-----------------|------------------------------|-----------------------------|
| Total Assets         | 239,376         | 210,144         | 217,274         | 187,730         | 22,102                       | 10.17                       |
| Cash and Equivalents | 180,705         | 140,998         | 130,555         | 109,081         | 50,150                       | 38.41                       |
| Securities           | 8,050           | 8,694           | 9,547           | 6,277           | (1,497)                      | (15.68)                     |
| Loans, net           | 49,928          | 60,298          | 76,843          | 71,841          | (26,915)                     | (35.03)                     |
| Deposit Accounts     | 217,327         | 189,462         | 196,663         | 167,369         | 20,664                       | 10.51                       |
| Fed Funds & Repos    | -               | -               | -               | -               | -                            | NA                          |
| Total Equity         | 21,230          | 20,594          | 20,370          | 20,278          | 860                          | 4.22                        |

| <b>Period Ending</b>       | <b>06/30/22</b> | <b>12/31/21</b> | <b>06/30/21</b> | <b>12/31/20</b> | <b>\$ Change<br/>12 MTHS</b> | <b>% Change<br/>12 MTHS</b> |
|----------------------------|-----------------|-----------------|-----------------|-----------------|------------------------------|-----------------------------|
| Net Earnings               | 953             | 826             | 517             | 1,434           | 436                          | 84.33                       |
| Interest Income            | 2,069           | 4,242           | 2,202           | 5,226           | (133)                        | (6.04)                      |
| Interest Expense           | 56              | 148             | 81              | 608             | (25)                         | (30.86)                     |
| Net Interest Income        | 2,013           | 4,094           | 2,121           | 4,618           | (108)                        | (5.09)                      |
| Prov for Loan Loss         | -               | -               | -               | -               | -                            | NA                          |
| Noninterest income         | 574             | 372             | 52              | 169             | 522                          | 1,003.85                    |
| Gain on Sale of Securities | -               | -               | -               | -               | -                            | NA                          |
| Noninterest Expense        | 1,634           | 3,640           | 1,656           | 3,353           | (22)                         | (1.33)                      |
| Net Operating Income       | 953             | 826             | 517             | 1,434           | 436                          | 84.33                       |
| Income Taxes               | -               | -               | -               | -               | -                            | NA                          |



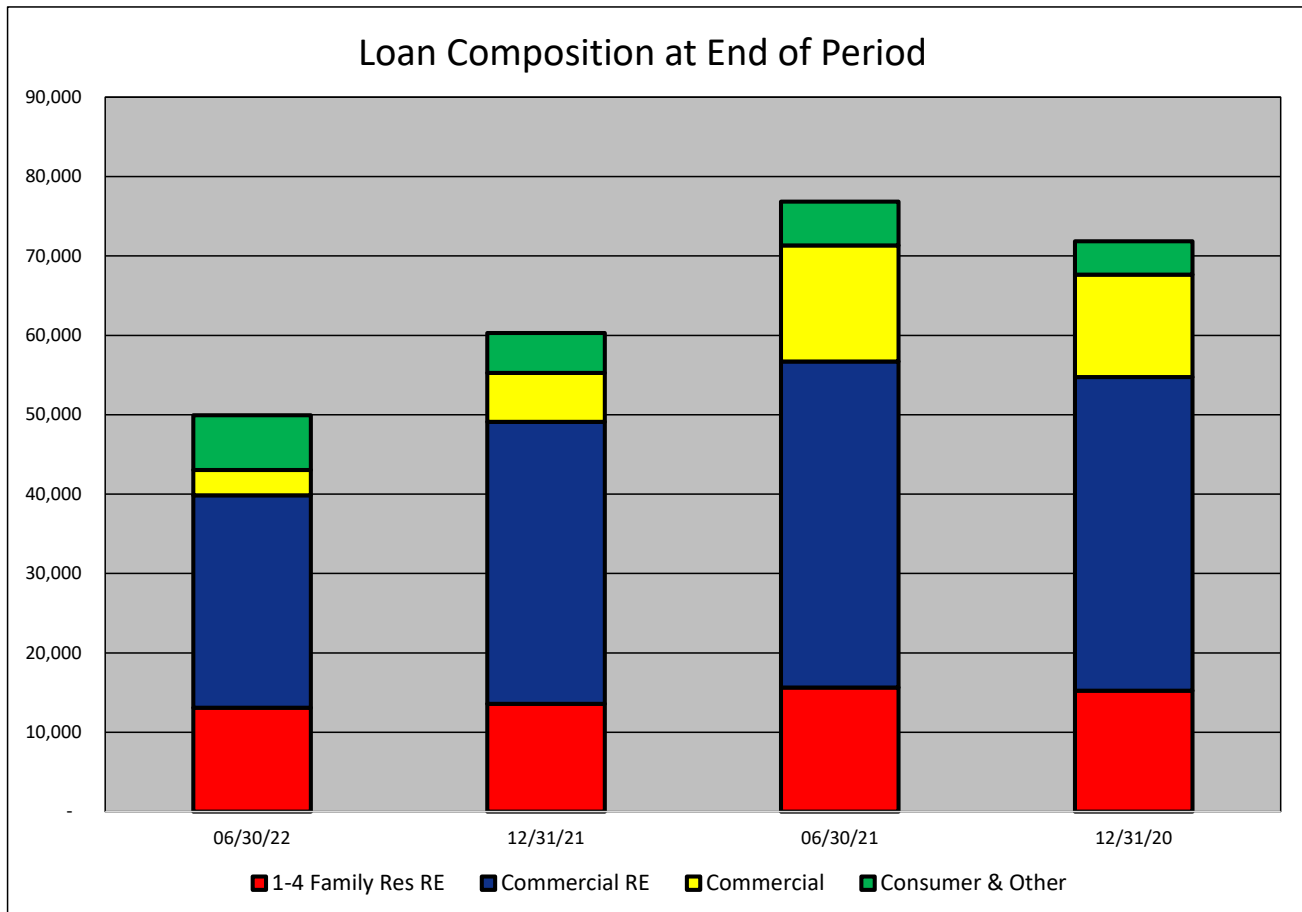
**SECURITIES COMPOSITION - First National Bank Northwest Florida**  
(Dollars in Thousands)

| As of:                      | 06/30/22     | 12/31/21     | 06/30/21     | 12/31/20     | \$ Change<br>12 MTHS | % Change<br>12 MTHS |
|-----------------------------|--------------|--------------|--------------|--------------|----------------------|---------------------|
| <b>SECURITIES CATEGORY:</b> |              |              |              |              |                      |                     |
| US Treasury                 | 1,966        | -            | -            | -            | 1,966                | NA                  |
| State & Munip               | 2,418        | 2,421        | 2,423        | 1,007        | (5)                  | (0.21)              |
| Mortgage backed             | 2,783        | 3,473        | 4,122        | 4,217        | (1,339)              | (32.48)             |
| Equities                    | -            | -            | -            | -            | -                    | NA                  |
| Agency                      | 683          | 800          | 1,002        | 1,053        | (319)                | (31.84)             |
| Other                       | 200          | 2,000        | 2,000        | -            | (1,800)              | (90.00)             |
| <b>Total Securities</b>     | <b>8,050</b> | <b>8,694</b> | <b>9,547</b> | <b>6,277</b> | <b>(1,497)</b>       | <b>(15.68)</b>      |



**LOAN PORTFOLIO COMPOSITION - First National Bank Northwest Florida**  
(Dollars in Thousands)

| As of:                | 06/30/22      | 12/31/21      | 06/30/21      | 12/31/20      | \$ Change<br>12 MTHS | % Change<br>12 MTHS |
|-----------------------|---------------|---------------|---------------|---------------|----------------------|---------------------|
| <b>LOAN CATEGORY:</b> |               |               |               |               |                      |                     |
| 1-4 Family Res RE     | 13,076        | 13,579        | 15,623        | 15,244        | (2,547)              | (16.30)             |
| Commercial RE         | 26,777        | 35,530        | 41,080        | 39,507        | (14,303)             | (34.82)             |
| Commercial            | 3,188         | 6,156         | 14,613        | 12,894        | (11,425)             | (78.18)             |
| Consumer & Other      | 6,887         | 5,033         | 5,527         | 4,196         | 1,360                | 24.61               |
| <b>Loans, Net</b>     | <b>49,928</b> | <b>60,298</b> | <b>76,843</b> | <b>71,841</b> | <b>(26,915)</b>      | <b>(35.03)</b>      |



**LOAN PORTFOLIO QUALITY - First National Bank Northwest Florida**  
(Dollars in Thousands)

| As of: | 06/30/22 | 12/31/21 | 06/30/21 | 12/31/20 | \$ Change<br>12 MTHS | % Change<br>12 MTHS |
|--------|----------|----------|----------|----------|----------------------|---------------------|
|--------|----------|----------|----------|----------|----------------------|---------------------|

**LOAN LOSS RESERVE ACTIVITY:**

|                              |       |       |       |       |   |    |
|------------------------------|-------|-------|-------|-------|---|----|
| Beginning Balance            | 1,249 | 1,249 | 1,249 | 1,249 | - | -  |
| Total Recoveries             | -     | -     | -     | -     | - | NA |
| Total Charge-offs            | -     | -     | -     | 1     | - | NA |
| Provision Expense            | -     | -     | -     | -     | - | NA |
| Writedown Transfer Loans HFS | -     | -     | -     | -     | - | NA |
| Adjustments                  | -     | -     | -     | -     | - | NA |
| Ending Balance               | 1,249 | 1,249 | 1,249 | 1,249 | - | -  |

**NON-PERFORMING ASSETS:**

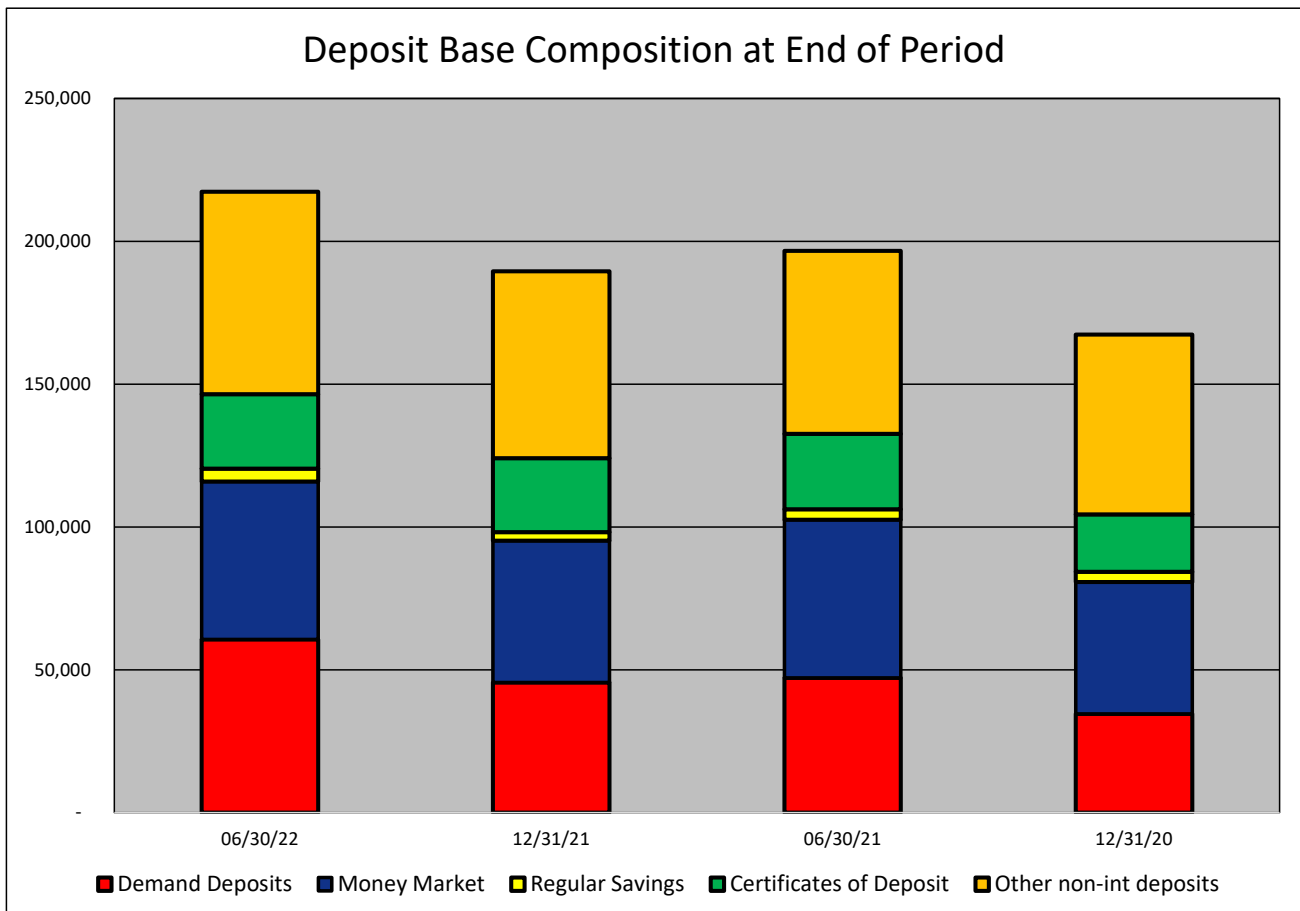
|                         |   |     |     |     |       |          |
|-------------------------|---|-----|-----|-----|-------|----------|
| Total-90+ Days Past Due | - | 401 | 814 | -   | (814) | (100.00) |
| Total-Nonaccrual        | - | -   | -   | 196 | -     | NA       |
| Foreclosed Real Estate  | - | -   | -   | -   | -     | NA       |
| Total Non-perf Assets   | - | 401 | 814 | 196 | (814) | (100.00) |

**DEPOSIT BASE COMPOSITION - First National Bank Northwest Florida**  
(Dollars in Thousands)

| As of: | 06/30/22 | 12/31/21 | 06/30/21 | 12/31/20 | \$ Change<br>12 MTHS | % Change<br>12 MTHS |
|--------|----------|----------|----------|----------|----------------------|---------------------|
|--------|----------|----------|----------|----------|----------------------|---------------------|

**DEPOSIT BASE CATEGORY:**

|                         |                |                |                |                |               |              |
|-------------------------|----------------|----------------|----------------|----------------|---------------|--------------|
| Demand Deposits         | 60,608         | 45,558         | 47,192         | 34,600         | 13,416        | 28.43        |
| Money Market            | 55,335         | 49,640         | 55,335         | 46,110         | -             | -            |
| Regular Savings         | 4,440          | 2,993          | 3,691          | 3,569          | 749           | 20.29        |
| Certificates of Deposit | 26,076         | 25,880         | 26,396         | 20,122         | (320)         | (1.21)       |
| Other non-int deposits  | 70,868         | 65,391         | 64,049         | 62,968         | 6,819         | 10.65        |
| <b>Total Deposits</b>   | <b>217,327</b> | <b>189,462</b> | <b>196,663</b> | <b>167,369</b> | <b>20,664</b> | <b>10.51</b> |



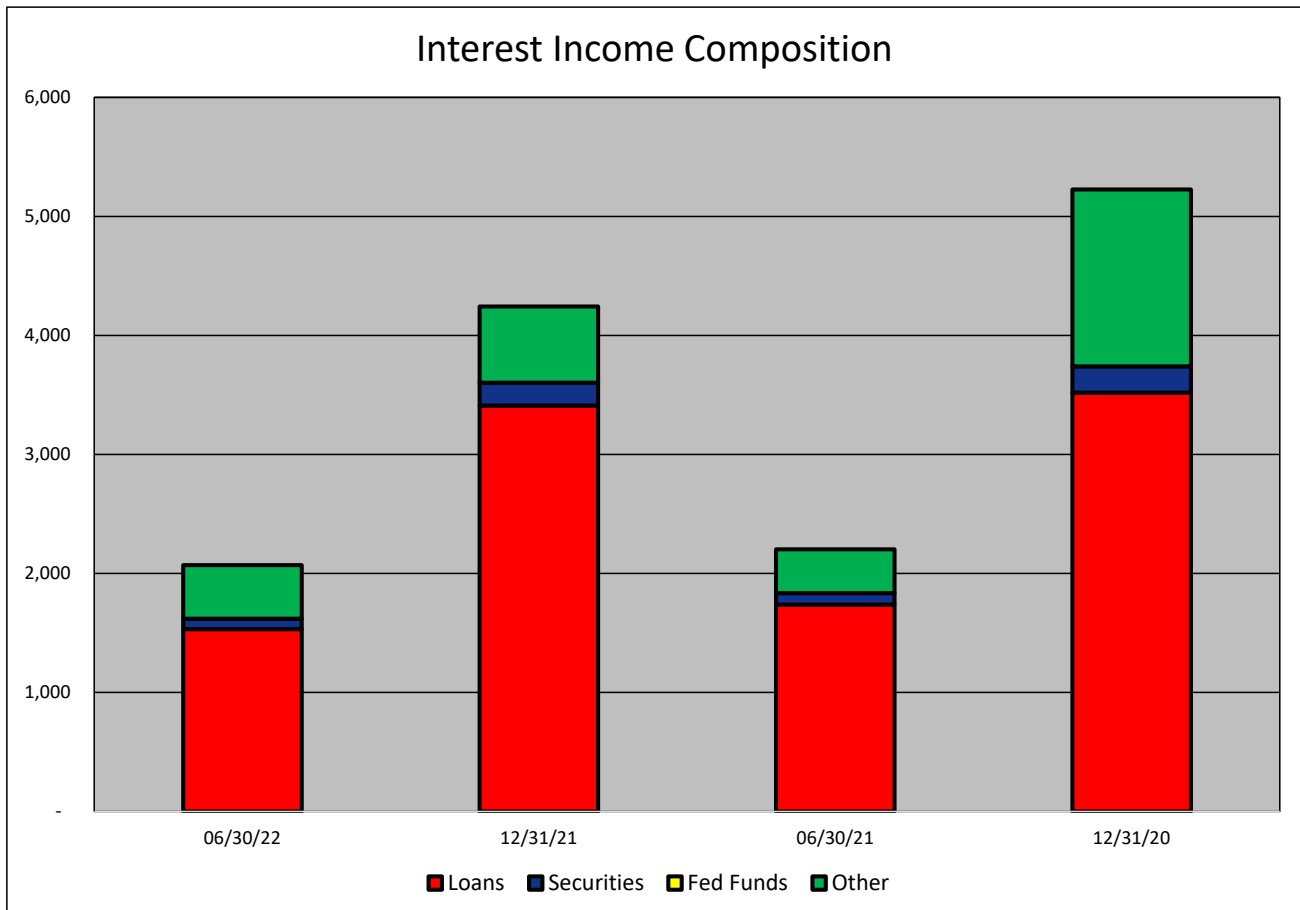


**INTEREST INCOME COMPOSITION- First National Bank Northwest Florida**  
(Dollars in Thousands)

| As of: | 06/30/22 | 12/31/21 | 06/30/21 | 12/31/20 | \$ Change<br>12 MTHS | % Change<br>12 MTHS |
|--------|----------|----------|----------|----------|----------------------|---------------------|
|--------|----------|----------|----------|----------|----------------------|---------------------|

**INTEREST INCOME CATEGORY**

|                         |              |              |              |              |              |               |
|-------------------------|--------------|--------------|--------------|--------------|--------------|---------------|
| Loans                   | 1,532        | 3,411        | 1,738        | 3,519        | (206)        | (11.85)       |
| Securities              | 88           | 192          | 96           | 221          | (8)          | (8.33)        |
| Fed Funds               | -            | -            | -            | -            | -            | NA            |
| Other                   | 449          | 639          | 368          | 1,486        | 81           | 22.01         |
| <b>Total Int Income</b> | <b>2,069</b> | <b>4,242</b> | <b>2,202</b> | <b>5,226</b> | <b>(133)</b> | <b>(6.04)</b> |

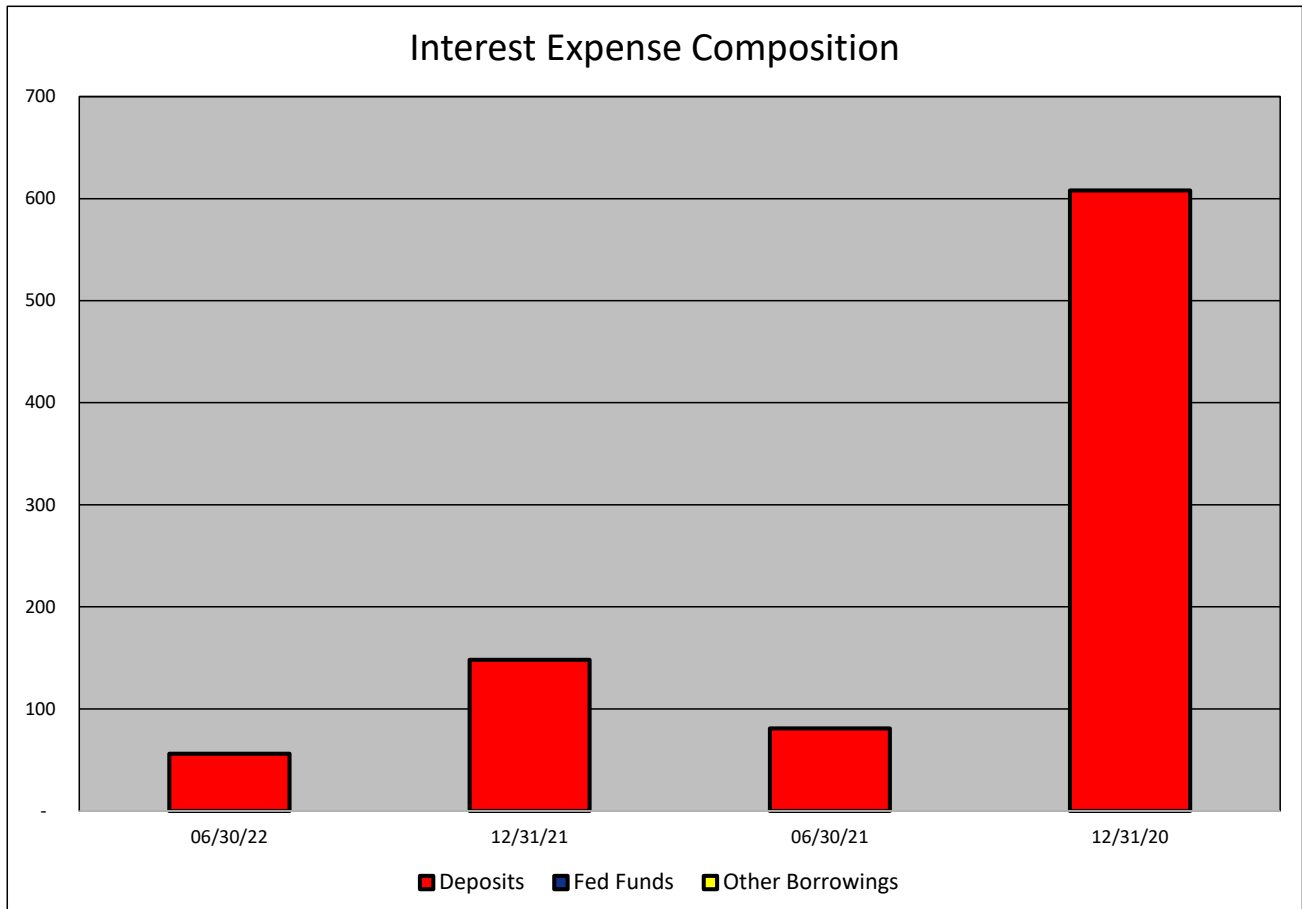


**INTEREST EXPENSE COMPOSITION- First National Bank Northwest Florida**  
(Dollars in Thousands)

| As of: | 06/30/22 | 12/31/21 | 06/30/21 | 12/31/20 | \$ Change<br>12 MTHS | % Change<br>12 MTHS |
|--------|----------|----------|----------|----------|----------------------|---------------------|
|--------|----------|----------|----------|----------|----------------------|---------------------|

**INTEREST EXPENSE CATEGORY**

|                          |           |            |           |            |             |                |
|--------------------------|-----------|------------|-----------|------------|-------------|----------------|
| Deposits                 | 56        | 148        | 81        | 608        | (25)        | (30.86)        |
| Fed Funds                | -         | -          | -         | -          | -           | NA             |
| Other Borrowings         | -         | -          | -         | -          | -           | NA             |
| <b>Total Int Expense</b> | <b>56</b> | <b>148</b> | <b>81</b> | <b>608</b> | <b>(25)</b> | <b>(30.86)</b> |

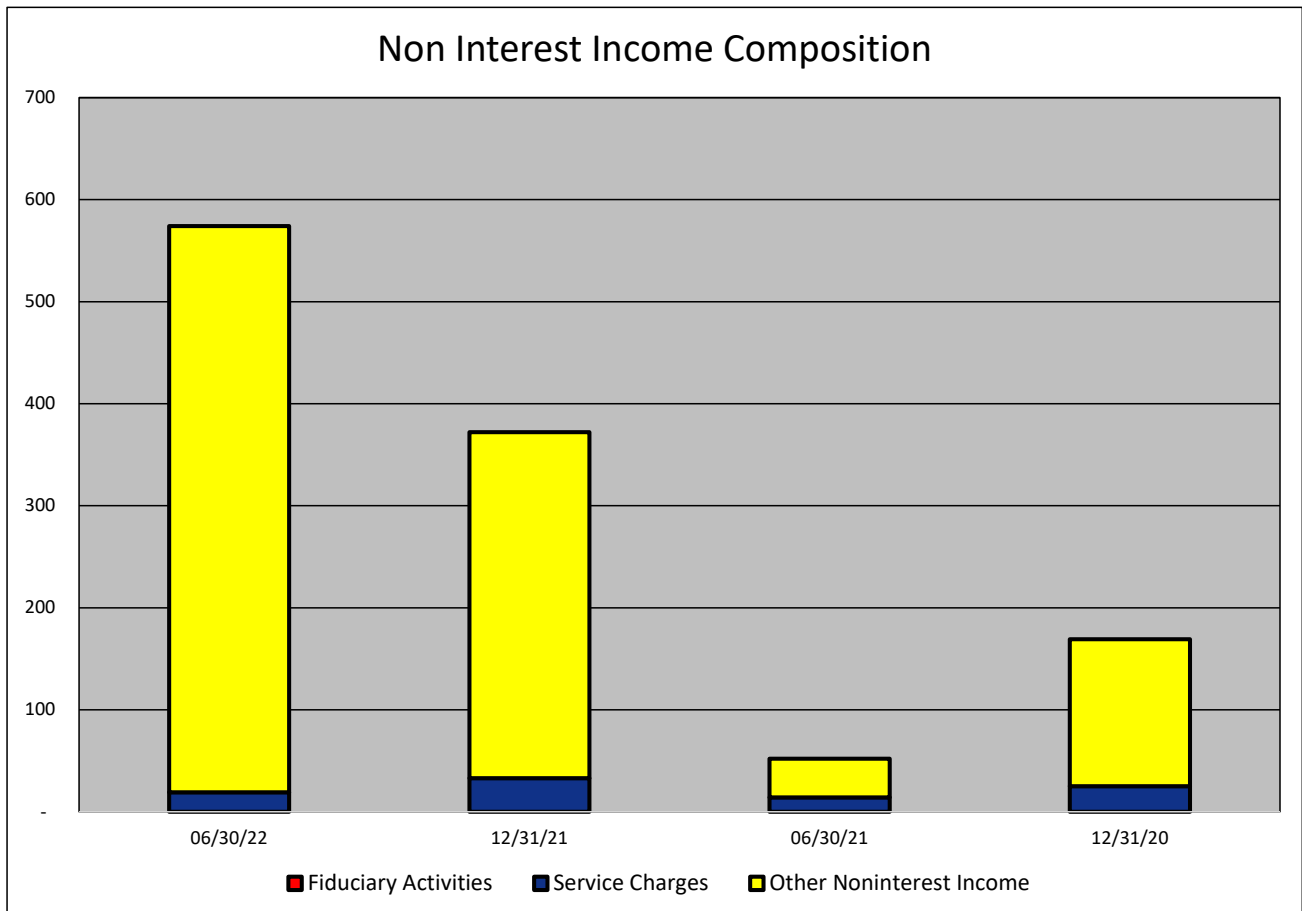


**NONINTEREST INCOME COMPOSITION- First National Bank Northwest Florida**  
(Dollars in Thousands)

| As of: | 06/30/22 | 12/31/21 | 06/30/21 | 12/31/20 | \$ Change<br>12 MTHS | % Change<br>12 MTHS |
|--------|----------|----------|----------|----------|----------------------|---------------------|
|--------|----------|----------|----------|----------|----------------------|---------------------|

**NONINTEREST INCOME CATEGORY**

|                             |            |            |           |            |            |                 |
|-----------------------------|------------|------------|-----------|------------|------------|-----------------|
| Fiduciary Activities        | -          | -          | -         | -          | -          | NA              |
| Service Charges             | 19         | 33         | 14        | 25         | 5          | 35.71           |
| Other Noninterest Income    | 555        | 339        | 38        | 144        | 517        | 1,360.53        |
| <b>Total Nonint. Income</b> | <b>574</b> | <b>372</b> | <b>52</b> | <b>169</b> | <b>522</b> | <b>1,003.85</b> |

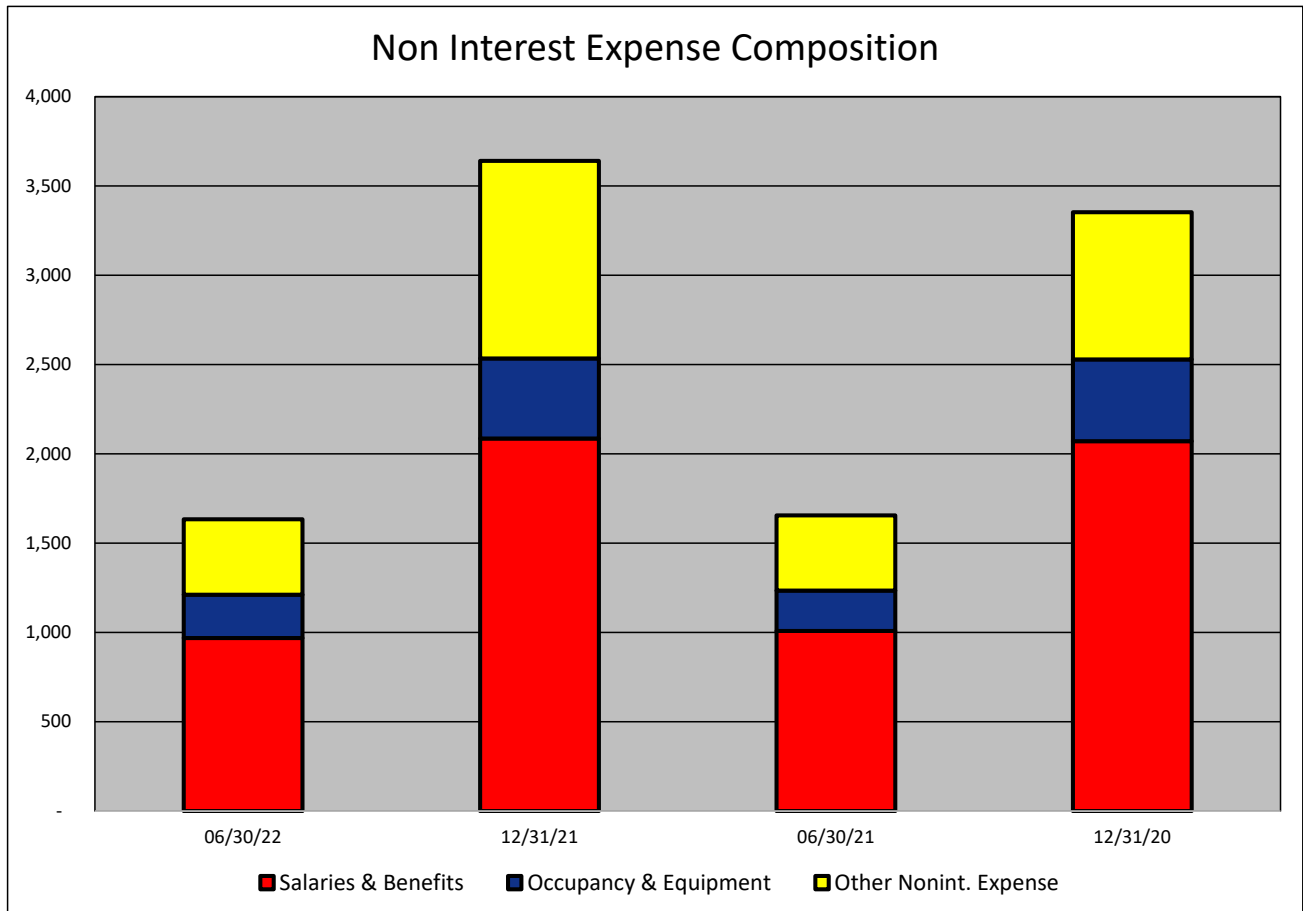


**NONINTEREST EXPENSE COMPOSITION- First National Bank Northwest Florida**  
(Dollars in Thousands)

| As of: | 06/30/22 | 12/31/21 | 06/30/21 | 12/31/20 | \$ Change<br>12 MTHS | % Change<br>12 MTHS |
|--------|----------|----------|----------|----------|----------------------|---------------------|
|--------|----------|----------|----------|----------|----------------------|---------------------|

**NONINTEREST EXPENSE CATEGORY**

|                              |              |              |              |              |             |               |
|------------------------------|--------------|--------------|--------------|--------------|-------------|---------------|
| Salaries & Benefits          | 969          | 2,086        | 1,008        | 2,071        | (39)        | (3.87)        |
| Occupancy & Equipment        | 242          | 448          | 227          | 458          | 15          | 6.61          |
| Other Nonint. Expense        | 423          | 1,106        | 421          | 824          | 2           | 0.48          |
| <b>Total Nonint. Expense</b> | <b>1,634</b> | <b>3,640</b> | <b>1,656</b> | <b>3,353</b> | <b>(22)</b> | <b>(1.33)</b> |



**PEER GROUP COMPARISONS REPORT**  
**North Florida Group**

BALANCE SHEET

| Institution name                             | Total Assets \$000 |                | % Change in Assets |
|--|--------------------|----------------|--------------------|
|  | This Year          | Last Year      |                    |
| The Warrington Bank                          | 206,970            | 116,409        | <b>77.80</b>       |
| One Florida Bank                             | 1,411,301          | 1,090,805      | <b>29.38</b>       |
| Bank Of Pensacola                            | 158,209            | 132,628        | <b>19.29</b>       |
| Prime Meridian Bank                          | 860,735            | 756,537        | <b>13.77</b>       |
| Pnb Community Bank                           | 147,662            | 133,018        | <b>11.01</b>       |
| Fnbt Bank                                    | 687,388            | 619,219        | <b>11.01</b>       |
| Drummond Community Bank                      | 1,015,279          | 917,699        | <b>10.63</b>       |
| <b>First National Bank Northwest Florida</b> | <b>239,376</b>     | <b>217,274</b> | <b>10.17</b>       |
| First Federal Bank                           | 3,496,824          | 3,175,330      | <b>10.12</b>       |
| Community State Bank                         | 213,562            | 195,089        | <b>9.47</b>        |
| Madison County Community Bank                | 178,719            | 163,779        | <b>9.12</b>        |
| Capital City Bank                            | 4,347,799          | 4,000,591      | <b>8.68</b>        |
| Florida Capital Bank, National Association   | 521,750            | 491,536        | <b>6.15</b>        |
| Intracoastal Bank                            | 550,214            | 527,264        | <b>4.35</b>        |
| Beach Bank                                   | 619,248            | 602,207        | <b>2.83</b>        |
| Lafayette State Bank                         | 177,104            | 174,322        | <b>1.60</b>        |
| Tiaa, Fsb                                    | 38,576,417         | 38,435,437     | <b>0.37</b>        |
| Peoples Bank Of Graceville                   | 113,192            | 125,466        | <b>(9.78)</b>      |

|                            |                  |                  |              |
|----------------------------|------------------|------------------|--------------|
| <b>Select Peer Average</b> | <b>2,973,431</b> | <b>2,881,923</b> | <b>12.55</b> |
|----------------------------|------------------|------------------|--------------|

**PEER GROUP COMPARISONS REPORT**  
*North Florida Group*

BALANCE SHEET

| Institution name                             | Total Loans \$000 |               | % Change in Loans |
|--|-------------------|---------------|-------------------|
|  | This Year         | Last Year     |                   |
| The Warrington Bank                          | 41,814            | 25,337        | <b>65.03</b>      |
| Florida Capital Bank, National Association   | 428,285           | 298,877       | <b>43.30</b>      |
| One Florida Bank                             | 916,282           | 749,197       | <b>22.30</b>      |
| Pnb Community Bank                           | 99,886            | 82,233        | <b>21.47</b>      |
| Drummond Community Bank                      | 570,917           | 478,307       | <b>19.36</b>      |
| Lafayette State Bank                         | 118,000           | 100,815       | <b>17.05</b>      |
| Beach Bank                                   | 485,474           | 424,784       | <b>14.29</b>      |
| Madison County Community Bank                | 80,287            | 70,756        | <b>13.47</b>      |
| Prime Meridian Bank                          | 554,902           | 490,123       | <b>13.22</b>      |
| Intracoastal Bank                            | 308,614           | 275,202       | <b>12.14</b>      |
| Capital City Bank                            | 2,262,361         | 2,089,483     | <b>8.27</b>       |
| Tiaa, Fsb                                    | 32,307,764        | 32,595,460    | <b>(0.88)</b>     |
| Fnbt Bank                                    | 188,389           | 204,258       | <b>(7.77)</b>     |
| Community State Bank                         | 84,699            | 93,664        | <b>(9.57)</b>     |
| Bank Of Pensacola                            | 47,167            | 53,277        | <b>(11.47)</b>    |
| Peoples Bank Of Graceville                   | 34,068            | 43,398        | <b>(21.50)</b>    |
| First Federal Bank                           | 990,244           | 1,321,487     | <b>(25.07)</b>    |
| <b>First National Bank Northwest Florida</b> | <b>49,928</b>     | <b>76,843</b> | <b>(35.03)</b>    |

|                            |                  |                  |             |
|----------------------------|------------------|------------------|-------------|
| <b>Select Peer Average</b> | <b>2,198,282</b> | <b>2,192,972</b> | <b>7.70</b> |
|----------------------------|------------------|------------------|-------------|

**PEER GROUP COMPARISONS REPORT**  
*North Florida Group*

**CAPITAL RATIOS**  
**For the six months June 30, 2022**

| Institution name                             | Equity/<br>Assets | Leverage<br>Ratio | Tier 1 Risk-<br>based Ratio | Risk based<br>Capital Ratio | Common<br>Equity Tier 1<br>Capital Ratio |
|--|-------------------|-------------------|-----------------------------|-----------------------------|--|
| The Warrington Bank                          | 14.79             | <b>15.11</b>      | 0.00                        | 0.00                        | 0.00                                     |
| Florida Capital Bank, National Association   | 12.28             | <b>12.77</b>      | 18.83                       | 20.05                       | 18.83                                    |
| Peoples Bank Of Graceville                   | 2.56              | <b>10.59</b>      | 31.98                       | 33.06                       | 31.98                                    |
| Tiaa, Fsb                                    | 10.53             | <b>10.01</b>      | 15.10                       | 16.06                       | 15.10                                    |
| Beach Bank                                   | 13.43             | <b>9.90</b>       | 11.47                       | 12.52                       | 11.47                                    |
| Drummond Community Bank                      | 7.00              | <b>9.63</b>       | 0.00                        | 0.00                        | 0.00                                     |
| <b>First National Bank Northwest Florida</b> | <b>8.87</b>       | <b>9.16</b>       | <b>47.56</b>                | <b>48.82</b>                | <b>47.56</b>                             |
| First Federal Bank                           | 7.75              | <b>8.90</b>       | 17.73                       | 18.63                       | 17.73                                    |
| Fnbt Bank                                    | 8.28              | <b>8.65</b>       | 23.29                       | 24.54                       | 23.29                                    |
| Prime Meridian Bank                          | 7.96              | <b>8.61</b>       | 12.61                       | 13.72                       | 12.61                                    |
| Pnb Community Bank                           | 7.03              | <b>8.60</b>       | 0.00                        | 0.00                        | 0.00                                     |
| Capital City Bank                            | 9.11              | <b>8.33</b>       | 14.38                       | 15.32                       | 14.38                                    |
| One Florida Bank                             | 7.69              | <b>8.30</b>       | 10.66                       | 11.50                       | 10.66                                    |
| Intracoastal Bank                            | 5.16              | <b>8.19</b>       | 11.10                       | 12.28                       | 11.10                                    |
| Bank Of Pensacola                            | 8.15              | <b>8.18</b>       | 32.99                       | 34.23                       | 32.99                                    |
| Lafayette State Bank                         | 4.68              | <b>7.95</b>       | 10.33                       | 11.25                       | 10.33                                    |
| Madison County Community Bank                | 3.95              | <b>7.80</b>       | 13.79                       | 15.04                       | 13.79                                    |
| Community State Bank                         | 2.94              | <b>5.86</b>       | 11.65                       | 12.52                       | 11.65                                    |

|                            |      |      |       |       |       |
|----------------------------|------|------|-------|-------|-------|
| <b>Select Peer Average</b> | 7.90 | 9.25 | 15.75 | 16.64 | 15.75 |
|----------------------------|------|------|-------|-------|-------|

**PEER GROUP COMPARISONS REPORT**  
*North Florida Group*

**BALANCE SHEET RATIOS**  
**For the six months June 30, 2022**

| Institution name                           | Loans/<br>Deposits | Gross Loans/<br>Assets | Securities/<br>Assets |
|--|--------------------|------------------------|-----------------------|
| Tiaa, Fsb                                  | <b>122.40</b>      | 83.75                  | 11.39                 |
| Florida Capital Bank, National Association | <b>113.49</b>      | 82.09                  | 3.54                  |
| Beach Bank                                 | <b>99.83</b>       | 78.40                  | 3.47                  |
| Pnb Community Bank                         | <b>74.03</b>       | 67.65                  | 16.96                 |
| One Florida Bank                           | <b>70.70</b>       | 64.92                  | 8.53                  |
| Prime Meridian Bank                        | <b>70.64</b>       | 64.47                  | 16.52                 |
| Lafayette State Bank                       | <b>70.24</b>       | 66.63                  | 20.87                 |
| Drummond Community Bank                    | <b>61.78</b>       | 56.23                  | 35.79                 |
| Intracoastal Bank                          | <b>59.50</b>       | 56.09                  | 25.13                 |
| Capital City Bank                          | <b>58.93</b>       | 52.03                  | 25.81                 |
| Madison County Community Bank              | <b>47.06</b>       | 44.92                  | 39.55                 |
| Community State Bank                       | <b>41.01</b>       | 39.66                  | 23.52                 |
| Bank Of Pensacola                          | <b>32.54</b>       | 29.81                  | 48.89                 |
| First Federal Bank                         | <b>32.29</b>       | 28.32                  | 57.86                 |
| Peoples Bank Of Graceville                 | <b>31.00</b>       | 30.10                  | 61.40                 |
| Fnbt Bank                                  | <b>29.98</b>       | 27.41                  | 32.59                 |
| The Warrington Bank                        | <b>23.73</b>       | 20.20                  | 58.09                 |
| First National Bank Northwest Florida      | <b>22.97</b>       | 20.86                  | 3.36                  |

|                            |       |       |       |
|----------------------------|-------|-------|-------|
| <b>Select Peer Average</b> | 59.01 | 50.75 | 27.40 |
|----------------------------|-------|-------|-------|



**PEER GROUP COMPARISONS REPORT**  
*North Florida Group*

**PROFITABILITY RATIOS**  
**For the six months June 30, 2022**

| Institution name                             | Avg Total Assets (\$000) | Return on Avg Assets | Return on Avg Equity |
|--|--------------------------|----------------------|----------------------|
| Intracoastal Bank                            | 535,604                  | <b>1.66</b>          | 26.99                |
| Peoples Bank Of Graceville                   | 114,829                  | <b>1.27</b>          | 20.03                |
| Tiaa, Fsb                                    | 37,752,782               | <b>1.18</b>          | 11.38                |
| Drummond Community Bank                      | 1,027,693                | <b>1.07</b>          | 12.74                |
| Prime Meridian Bank                          | 862,902                  | <b>1.04</b>          | 12.85                |
| First Federal Bank                           | 3,598,006                | <b>1.00</b>          | 11.17                |
| Fnbt Bank                                    | 649,344                  | <b>0.93</b>          | 10.92                |
| <b>First National Bank Northwest Florida</b> | <b>222,263</b>           | <b>0.86</b>          | <b>9.17</b>          |
| Capital City Bank                            | 4,311,252                | <b>0.84</b>          | 9.00                 |
| Florida Capital Bank, National Association   | 506,480                  | <b>0.83</b>          | 6.64                 |
| One Florida Bank                             | 1,398,808                | <b>0.79</b>          | 10.11                |
| Madison County Community Bank                | 175,348                  | <b>0.76</b>          | 13.02                |
| Beach Bank                                   | 613,040                  | <b>0.67</b>          | 5.00                 |
| Pnb Community Bank                           | 149,294                  | <b>0.59</b>          | 7.66                 |
| Lafayette State Bank                         | 174,428                  | <b>0.51</b>          | 8.29                 |
| Bank Of Pensacola                            | 154,840                  | <b>0.32</b>          | 3.92                 |
| Community State Bank                         | 207,160                  | <b>0.23</b>          | 5.31                 |
| The Warrington Bank                          | 154,024                  | <b>(0.05)</b>        | (0.38)               |

|                            |                  |             |              |
|----------------------------|------------------|-------------|--------------|
| <b>Select Peer Average</b> | <b>2,922,672</b> | <b>0.81</b> | <b>10.21</b> |
|----------------------------|------------------|-------------|--------------|

**PEER GROUP COMPARISONS REPORT**  
*North Florida Group*

**PROFITABILITY RATIOS**  
**For the six months June 30, 2022**

| Institution name                             | Noninterest<br>Income/AA | Net<br>Overhead<br>Ratio | Efficiency<br>Ratio | Assets (per<br>million) per<br>Employee |
|--|--------------------------|--------------------------|---------------------|---|
| Tiaa, Fsb                                    | 1.42                     | 0.40                     | <b>47.78</b>        | 26.66                                   |
| Intracoastal Bank                            | 0.14                     | 1.60                     | <b>50.29</b>        | 13.76                                   |
| Peoples Bank Of Graceville                   | 0.25                     | 1.31                     | <b>54.14</b>        | 8.09                                    |
| Prime Meridian Bank                          | 0.28                     | 1.46                     | <b>54.73</b>        | 8.61                                    |
| One Florida Bank                             | 0.15                     | 1.63                     | <b>60.34</b>        | 9.94                                    |
| Drummond Community Bank                      | 0.99                     | 2.05                     | <b>62.71</b>        | 4.98                                    |
| <b>First National Bank Northwest Florida</b> | <b>0.52</b>              | <b>0.95</b>              | <b>63.16</b>        | <b>7.25</b>                             |
| Madison County Community Bank                | 0.55                     | 1.65                     | <b>67.80</b>        | 6.87                                    |
| Fnbt Bank                                    | 1.12                     | 1.05                     | <b>70.45</b>        | 7.81                                    |
| First Federal Bank                           | 1.93                     | 1.29                     | <b>72.00</b>        | 4.78                                    |
| Capital City Bank                            | 2.15                     | 1.37                     | <b>75.83</b>        | 5.80                                    |
| Bank Of Pensacola                            | 0.18                     | 1.18                     | <b>76.44</b>        | 14.38                                   |
| Beach Bank                                   | 1.31                     | 2.00                     | <b>78.52</b>        | 6.01                                    |
| Pnb Community Bank                           | 0.29                     | 2.86                     | <b>79.79</b>        | 3.69                                    |
| Lafayette State Bank                         | 1.09                     | 2.67                     | <b>80.87</b>        | 3.41                                    |
| Florida Capital Bank, National Association   | 3.40                     | 1.74                     | <b>82.44</b>        | 3.20                                    |
| Community State Bank                         | 0.62                     | 2.28                     | <b>88.61</b>        | 6.28                                    |
| The Warrington Bank                          | 0.25                     | 1.71                     | <b>103.78</b>       | 6.47                                    |

|                            |      |      |       |      |
|----------------------------|------|------|-------|------|
| <b>Select Peer Average</b> | 0.92 | 1.62 | 70.54 | 8.22 |
|----------------------------|------|------|-------|------|

**PEER GROUP COMPARISONS REPORT**  
*North Florida Group*

**ASSET QUALITY RATIOS**  
For the six months June 30, 2022

| Institution name                           | Reserves/<br>Loans | Nonperf<br>Loans/<br>Total Loans | Nonperf<br>Assets/<br>Total Assets | Adjusted<br>Texas Ratio |
|--|--------------------|----------------------------------|------------------------------------|-------------------------|
| Bank Of Pensacola                          | 1.04               | 0.00                             | <b>0.00</b>                        | 0.00                    |
| First National Bank Northwest Florida      | 2.50               | 0.00                             | <b>0.00</b>                        | 0.00                    |
| Intracoastal Bank                          | 1.54               | 0.00                             | <b>0.00</b>                        | 0.00                    |
| The Warrington Bank                        | 1.18               | 0.06                             | <b>0.01</b>                        | 0.08                    |
| Fnbt Bank                                  | 2.60               | 0.09                             | <b>0.02</b>                        | 0.27                    |
| Prime Meridian Bank                        | 1.19               | 0.06                             | <b>0.04</b>                        | 0.46                    |
| Lafayette State Bank                       | 1.05               | 0.08                             | <b>0.05</b>                        | 0.97                    |
| Capital City Bank                          | 0.94               | 0.14                             | <b>0.07</b>                        | 0.99                    |
| One Florida Bank                           | 1.00               | 0.11                             | <b>0.07</b>                        | 0.85                    |
| Peoples Bank Of Graceville                 | 1.17               | 0.37                             | <b>0.11</b>                        | 3.85                    |
| Drummond Community Bank                    | 1.77               | 0.13                             | <b>0.13</b>                        | 1.66                    |
| Madison County Community Bank              | 1.89               | 0.31                             | <b>0.14</b>                        | 2.89                    |
| Florida Capital Bank, National Association | 0.98               | 0.59                             | <b>0.49</b>                        | 0.82                    |
| Pnb Community Bank                         | 0.94               | 1.08                             | <b>0.73</b>                        | 9.54                    |
| Community State Bank                       | 1.08               | 2.47                             | <b>0.99</b>                        | 30.97                   |
| First Federal Bank                         | 1.04               | 3.64                             | <b>1.03</b>                        | 1.32                    |
| Beach Bank                                 | 1.13               | 0.04                             | <b>1.50</b>                        | 10.49                   |
| Tiaa, Fsb                                  | 0.74               | 4.17                             | <b>3.50</b>                        | 8.31                    |
| <b>Select Peer Average</b>                 | 1.32               | 0.74                             | 0.49                               | 4.08                    |

**PEER GROUP COMPARISONS REPORT**  
*North Florida Group*

**STATEMENT OF CONDITION (% OF ASSETS)**  
**For the six months June 30, 2022**

| Institution name                             | Cash &<br>Nointerest<br>bearing Deps | Interest-<br>bearing Bal | Fed Funds Sold<br>& Repos | Held to<br>Maturity Secs | Available for<br>Sale Secs |
|--|--------------------------------------|--------------------------|---------------------------|--------------------------|----------------------------|
| Pnb Community Bank                           | <b>3.93</b>                          | 1.57                     | 7.33                      | 0.00                     | 16.96                      |
| Bank Of Pensacola                            | <b>3.46</b>                          | 16.99                    | 0.00                      | 48.89                    | 0.00                       |
| Community State Bank                         | <b>2.47</b>                          | 29.87                    | 0.13                      | 0.00                     | 23.52                      |
| Drummond Community Bank                      | <b>2.38</b>                          | 1.34                     | 0.00                      | 0.48                     | 35.31                      |
| Capital City Bank                            | <b>2.10</b>                          | 13.88                    | 0.00                      | 12.15                    | 13.66                      |
| Lafayette State Bank                         | <b>1.95</b>                          | 4.14                     | 0.69                      | 0.00                     | 20.87                      |
| The Warrington Bank                          | <b>1.74</b>                          | 19.11                    | 0.00                      | 53.03                    | 5.06                       |
| One Florida Bank                             | <b>1.59</b>                          | 23.93                    | 0.00                      | 0.00                     | 8.53                       |
| Prime Meridian Bank                          | <b>1.48</b>                          | 12.19                    | 1.92                      | 1.02                     | 15.50                      |
| Madison County Community Bank                | <b>1.39</b>                          | 8.50                     | 0.00                      | 0.00                     | 39.55                      |
| Intracoastal Bank                            | <b>1.10</b>                          | 15.12                    | 0.00                      | 0.00                     | 25.13                      |
| Florida Capital Bank, National Association   | <b>1.05</b>                          | 8.52                     | 0.00                      | 0.00                     | 3.54                       |
| Peoples Bank Of Graceville                   | <b>0.96</b>                          | 6.96                     | 0.00                      | 0.00                     | 61.23                      |
| First Federal Bank                           | <b>0.88</b>                          | 2.25                     | 0.00                      | 0.00                     | 57.85                      |
| <b>First National Bank Northwest Florida</b> | <b>0.66</b>                          | <b>74.83</b>             | <b>0.00</b>               | <b>1.87</b>              | <b>1.41</b>                |
| Beach Bank                                   | <b>0.56</b>                          | 6.28                     | 0.00                      | 0.00                     | 3.47                       |
| Fnbt Bank                                    | <b>0.47</b>                          | 37.36                    | 0.00                      | 32.01                    | 0.57                       |
| Tiaa, Fsb                                    | <b>0.10</b>                          | 2.27                     | 0.00                      | 0.12                     | 11.24                      |

|                            |             |              |             |             |              |
|----------------------------|-------------|--------------|-------------|-------------|--------------|
| <b>Select Peer Average</b> | <b>1.57</b> | <b>15.84</b> | <b>0.56</b> | <b>8.31</b> | <b>19.08</b> |
|----------------------------|-------------|--------------|-------------|-------------|--------------|

**PEER GROUP COMPARISONS REPORT**  
*North Florida Group*

**STATEMENT OF CONDITION (% OF ASSETS)**  
For the six months June 30, 2022

| Institution name                           | Net Loans &<br>Leases | Premises &<br>Fixed Assets | Total Real<br>Estate Owned | Intangible<br>Assets |
|--|-----------------------|----------------------------|----------------------------|----------------------|
| Tiaa, Fsb                                  | <b>83.13</b>          | 0.08                       | 0.01                       | 0.81                 |
| Beach Bank                                 | <b>77.29</b>          | 2.57                       | 1.47                       | 0.07                 |
| Pnb Community Bank                         | <b>67.01</b>          | 1.96                       | 0.00                       | 0.00                 |
| Lafayette State Bank                       | <b>65.93</b>          | 3.04                       | 0.00                       | 0.00                 |
| One Florida Bank                           | <b>64.24</b>          | 0.78                       | 0.00                       | 0.00                 |
| Florida Capital Bank, National Association | <b>62.91</b>          | 0.43                       | 0.00                       | 0.05                 |
| Prime Meridian Bank                        | <b>62.45</b>          | 1.27                       | 0.00                       | 0.00                 |
| Intracoastal Bank                          | <b>55.23</b>          | 1.06                       | 0.00                       | 0.00                 |
| Drummond Community Bank                    | <b>52.21</b>          | 2.51                       | 0.06                       | 0.08                 |
| Capital City Bank                          | <b>50.42</b>          | 2.17                       | 0.00                       | 2.17                 |
| Madison County Community Bank              | <b>44.07</b>          | 2.43                       | 0.00                       | 0.00                 |
| Community State Bank                       | <b>39.23</b>          | 1.82                       | 0.01                       | 0.17                 |
| Peoples Bank Of Graceville                 | <b>29.74</b>          | 0.09                       | 0.00                       | 0.00                 |
| Bank Of Pensacola                          | <b>29.50</b>          | 0.73                       | 0.00                       | 0.00                 |
| Fnbt Bank                                  | <b>26.32</b>          | 2.03                       | 0.00                       | 0.00                 |
| First Federal Bank                         | <b>25.93</b>          | 1.16                       | 0.00                       | 5.52                 |
| First National Bank Northwest Florida      | <b>20.34</b>          | 0.48                       | 0.00                       | 0.01                 |
| The Warrington Bank                        | <b>19.96</b>          | 0.61                       | 0.00                       | 0.00                 |

|                            |       |      |      |      |
|----------------------------|-------|------|------|------|
| <b>Select Peer Average</b> | 48.66 | 1.40 | 0.09 | 0.49 |
|----------------------------|-------|------|------|------|

**PEER GROUP COMPARISONS REPORT**  
*North Florida Group*

**STATEMENT OF CONDITION (% OF TOTAL FUNDING SOURCES)**  
**For the six months June 30, 2022**

| Institution name                             | Non Interest<br>Bearing Deps | Interest<br>Bearing Deps | Total<br>Deps | Total Fed<br>Funds &<br>Repos | Other<br>Borrowed<br>Money |
|--|------------------------------|--------------------------|---------------|-------------------------------|----------------------------|
| Drummond Community Bank                      | <b>49.79</b>                 | 49.04                    | 98.82         | 0.00                          | 1.18                       |
| Bank Of Pensacola                            | <b>45.98</b>                 | 54.02                    | 100.00        | 0.00                          | 0.00                       |
| Capital City Bank                            | <b>45.90</b>                 | 52.76                    | 98.66         | 0.10                          | 1.25                       |
| Community State Bank                         | <b>45.22</b>                 | 54.78                    | 100.00        | 0.00                          | 0.00                       |
| Lafayette State Bank                         | <b>44.38</b>                 | 55.62                    | 100.00        | 0.00                          | 0.00                       |
| Florida Capital Bank, National Association   | <b>38.28</b>                 | 45.06                    | 83.33         | 0.00                          | 16.67                      |
| One Florida Bank                             | <b>35.41</b>                 | 64.46                    | 99.87         | 0.00                          | 0.13                       |
| Pnb Community Bank                           | <b>30.27</b>                 | 69.73                    | 100.00        | 0.00                          | 0.00                       |
| Intracoastal Bank                            | <b>29.87</b>                 | 70.13                    | 100.00        | 0.00                          | 0.00                       |
| The Warrington Bank                          | <b>28.97</b>                 | 71.03                    | 100.00        | 0.00                          | 0.00                       |
| <b>First National Bank Northwest Florida</b> | <b>27.89</b>                 | <b>72.11</b>             | <b>100.00</b> | <b>0.00</b>                   | <b>0.00</b>                |
| Beach Bank                                   | <b>26.93</b>                 | 65.67                    | 92.60         | 0.00                          | 7.40                       |
| Peoples Bank Of Graceville                   | <b>26.91</b>                 | 73.09                    | 100.00        | 0.00                          | 0.00                       |
| Prime Meridian Bank                          | <b>26.82</b>                 | 72.76                    | 99.58         | 0.00                          | 0.42                       |
| Madison County Community Bank                | <b>24.53</b>                 | 75.47                    | 100.00        | 0.00                          | 0.00                       |
| First Federal Bank                           | <b>7.19</b>                  | 89.45                    | 96.64         | 0.00                          | 3.36                       |
| Fnbt Bank                                    | <b>3.48</b>                  | 96.52                    | 100.00        | 0.00                          | 0.00                       |
| Tiaa, Fsb                                    | <b>2.76</b>                  | 75.07                    | 77.82         | 0.00                          | 22.18                      |

|                            |              |              |              |             |             |
|----------------------------|--------------|--------------|--------------|-------------|-------------|
| <b>Select Peer Average</b> | <b>30.03</b> | <b>67.04</b> | <b>97.07</b> | <b>0.01</b> | <b>2.92</b> |
|----------------------------|--------------|--------------|--------------|-------------|-------------|

**PEER GROUP COMPARISONS REPORT**  
*North Florida Group*

**YIELDS, COSTS & SPREADS - ASSET YIELDS**  
For the six months June 30, 2022

| Institution name                           | Yield on<br>Earning<br>Assets | Cost of<br>Funds | Net Interest<br>Margin | Avg Earning<br>Assets/AA |
|--|-------------------------------|------------------|------------------------|--------------------------|
| Drummond Community Bank                    | 4.08                          | 0.07             | <b>4.02</b>            | 94.44                    |
| Pnb Community Bank                         | 3.86                          | 0.06             | <b>3.82</b>            | 95.56                    |
| Lafayette State Bank                       | 3.93                          | 0.34             | <b>3.74</b>            | 94.08                    |
| Intracoastal Bank                          | 3.53                          | 0.21             | <b>3.39</b>            | 97.42                    |
| Beach Bank                                 | 3.62                          | 0.52             | <b>3.25</b>            | 89.60                    |
| Community State Bank                       | 3.21                          | 0.13             | <b>3.12</b>            | 83.28                    |
| Prime Meridian Bank                        | 3.20                          | 0.30             | <b>3.00</b>            | 96.88                    |
| Florida Capital Bank, National Association | 3.22                          | 0.56             | <b>2.96</b>            | 95.91                    |
| One Florida Bank                           | 3.13                          | 0.35             | <b>2.90</b>            | 96.45                    |
| First Federal Bank                         | 2.90                          | 0.21             | <b>2.74</b>            | 91.29                    |
| Madison County Community Bank              | 3.10                          | 0.51             | <b>2.71</b>            | 96.37                    |
| Capital City Bank                          | 2.77                          | 0.07             | <b>2.71</b>            | 91.79                    |
| Peoples Bank Of Graceville                 | 2.98                          | 0.51             | <b>2.63</b>            | 98.67                    |
| Tiaa, Fsb                                  | 3.08                          | 0.79             | <b>2.40</b>            | 99.44                    |
| Fnbt Bank                                  | 2.45                          | 0.18             | <b>2.27</b>            | 86.23                    |
| First National Bank Northwest Florida      | 1.98                          | 0.07             | <b>1.92</b>            | 94.14                    |
| The Warrington Bank                        | 1.73                          | 0.09             | <b>1.68</b>            | 97.76                    |
| Bank Of Pensacola                          | 1.91                          | 0.51             | <b>1.64</b>            | 97.25                    |
| <b>Select Peer Average</b>                 | 3.04                          | 0.30             | 2.53                   | 94.25                    |