

# First Federal Bank

Lake City, FL

Established

1/1/1961

## Florida Bank and Thrift Performance Report

### Table of Contents

<b>Title</b>	<b>Page</b>
PEER GROUP POSITION	1
EXECUTIVE SUMMARY	2
SELECTED FINANCIAL DATA	3
SECURITIES COMPOSITION	4
LOAN PORTFOLIO COMPOSITION	5
LOAN PORTFOLIO QUALITY	6
DEPOSIT BASE COMPOSITION	7
INTEREST INCOME COMPOSITION	8
INTEREST EXPENSE COMPOSITION	9
NONINTEREST INCOME COMPOSITION	10
NONINTEREST EXPENSE COMPOSITION	11
PEER GROUP COMPARISONS REPORT	12-22

#### **FLORIDA BANKING TEAM**

Ed Hacker, Robert Brink, Ted Hacker, Steve Kania, David Ajvazi, Michael Squitieri, Erica Hines, Sacha Widmaier, Kristen Moroso, Anthony Hagbartsen, Matthew Hanley, Jordan Augustyniak, Madeline Bogumil, Natalie Filippone, Lauren Klindt, Phillip Berdeguer, Andrew Joyce, Dylan Frayne, Mai Tran, Meranda Joseph, Patricia Romero, Vanessa Hossler, Adam McCord

Information contained herein was obtained from FIS is believed to be reliable however, accuracy is not guaranteed and all peer and state averages are simple averages.

**PEER GROUP POSITION**

For the  
*North Florida Group*

**For the six months June 30, 2022**

Institution name	Total Assets (\$'000's)
Tiaa, Fsb	38,576,417
Capital City Bank	4,347,799
<b>First Federal Bank</b>	<b>3,496,824</b>
One Florida Bank	1,411,301
Drummond Community Bank	1,015,279
Prime Meridian Bank	860,735
Fnbt Bank	687,388
Beach Bank	619,248
Intracoastal Bank	550,214
Florida Capital Bank, National Association	521,750
First National Bank Northwest Florida	239,376
Community State Bank	213,562
The Warrington Bank	206,970
Madison County Community Bank	178,719
Lafayette State Bank	177,104
Bank Of Pensacola	158,209
Pnb Community Bank	147,662
Peoples Bank Of Graceville	113,192

Institution name	Return on Avg Assets (%)
Intracoastal Bank	1.66
Peoples Bank Of Graceville	1.27
Tiaa, Fsb	1.18
Drummond Community Bank	1.07
Prime Meridian Bank	1.04
<b>First Federal Bank</b>	<b>1.00</b>
Fnbt Bank	0.93
First National Bank Northwest Florida	0.86
Capital City Bank	0.84
Florida Capital Bank, National Association	0.83
One Florida Bank	0.79
Madison County Community Bank	0.76
Beach Bank	0.67
Pnb Community Bank	0.59
Lafayette State Bank	0.51
Bank Of Pensacola	0.32
Community State Bank	0.23
The Warrington Bank	(0.05)

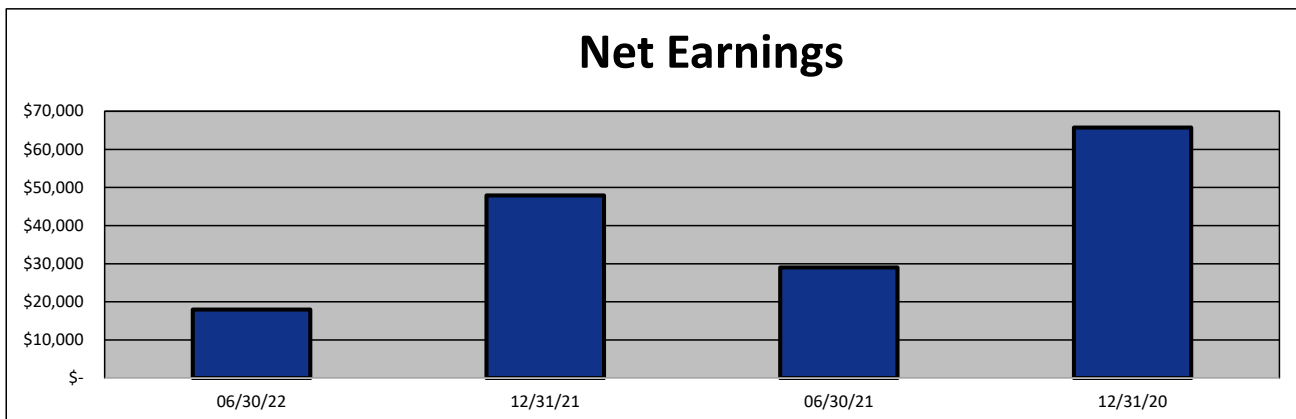
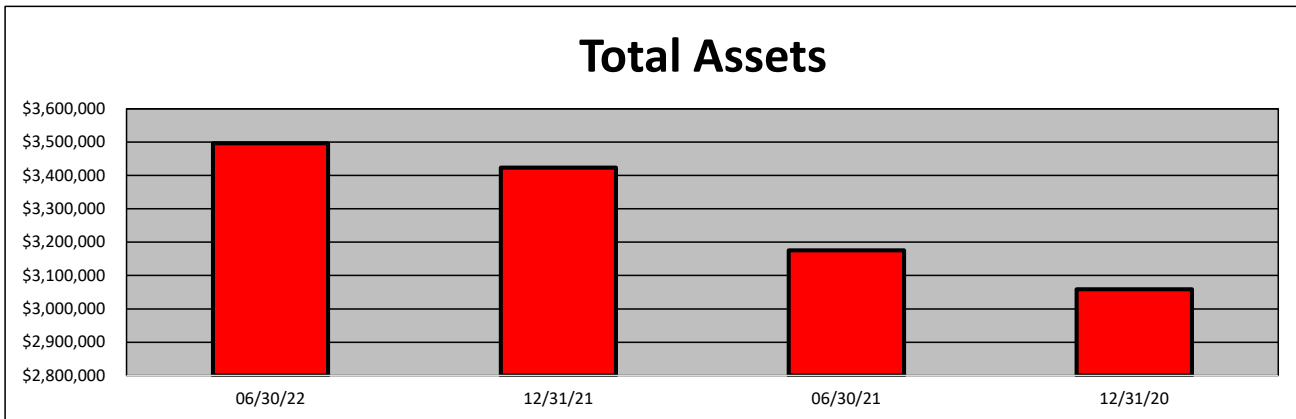
**EXECUTIVE SUMMARY - First Federal Bank**  
(Percentage)

Period Ending	06/30/22	12/31/21	06/30/21	12/31/20	State Avg.	Peer Avg.
<b>CAPITAL RATIOS</b>						
Equity/Assets	7.75	11.22	11.82	11.67	10.08	7.90
Leverage Ratio	8.90	10.26	9.93	9.79	10.09	9.25
Tier 1 Cap/Risk Based Assets	17.73	18.96	17.99	15.44	16.44	15.75
Risk Based Ratio	18.63	20.22	19.25	16.69	17.29	16.64
Common Equity Tier 1 Capital Ratio	17.73	18.96	17.99	15.44	16.42	15.75
<b>BALANCE SHEET RATIOS:</b>						
Loan/Deposit Ratio	32.29	36.98	48.85	66.62	64.07	59.01
Loans/Assets	28.32	31.96	41.62	55.65	52.71	50.75
Securities/Assets	57.86	45.16	35.23	30.52	17.27	27.40
<b>PROFITABILITY:</b>						
Return on Avg Assets	1.00	1.47	1.79	2.31	0.67	0.81
Return on Avg Equity	11.17	12.85	15.85	21.48	9.14	10.21
Nonint Income/Avg Assets	1.93	2.96	3.35	5.55	0.86	0.92
Net Overhead Ratio	1.29	0.88	0.68	(0.73)	1.91	1.62
Efficiency Ratio	72.00	68.57	64.51	56.06	225.75	70.54
Assets (per million) per Employee	4.78	4.43	3.95	3.48	9.27	8.22
<b>ASSET QUALITY:</b>						
Reserves/Loans	1.04	2.21	1.92	1.56	1.36	1.32
Nonperforming Loans/Total Loans	3.64	2.78	2.61	2.23	0.69	0.74
Nonperforming Assets/Total Assets	1.03	0.92	1.11	1.25	0.47	0.49
Adjusted Texas Ratio	1.32	1.83	1.73	2.16	3.38	4.08
<b>YIELDS &amp; COSTS:</b>						
Yield on earning assets	2.90	2.88	3.03	3.91	3.18	3.04
Cost of funds	0.21	0.05	(0.15)	0.59	0.42	0.30
Net interest margin	2.74	2.86	3.12	3.49	2.61	2.53
Avg Earning Assets/Avg Assets	91.29	90.83	91.46	85.77	90.17	94.25

**SELECTED FINANCIAL DATA - First Federal Bank**  
(Dollars in Thousands)

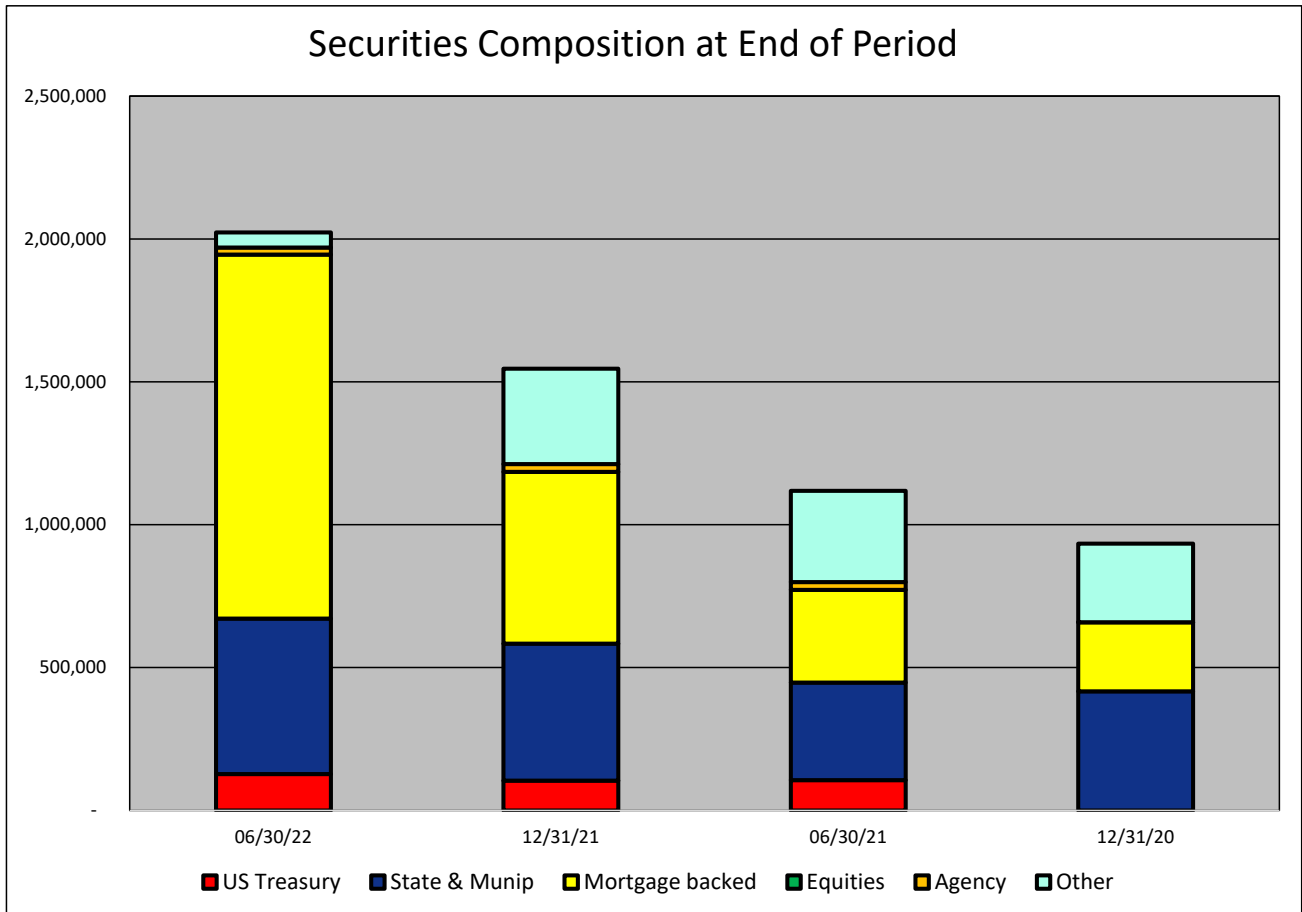
As of:	06/30/22	12/31/21	06/30/21	12/31/20	\$ Change 12 MTHS	% Change 12 MTHS
Total Assets	3,496,824	3,423,533	3,175,330	3,058,446	321,494	10.12
Cash and Equivalents	109,608	509,537	444,158	182,496	(334,550)	(75.32)
Securities	2,023,120	1,546,043	1,118,683	933,570	904,437	80.85
Loans, net	990,244	1,094,244	1,321,487	1,702,120	(331,243)	(25.07)
Deposit Accounts	3,066,571	2,959,069	2,705,255	2,554,918	361,316	13.36
Fed Funds & Repos	-	-	-	-	-	NA
Total Equity	270,941	384,266	375,177	356,887	(104,236)	(27.78)

Period Ending	06/30/22	12/31/21	06/30/21	12/31/20	\$ Change 12 MTHS	% Change 12 MTHS
Net Earnings	17,969	47,936	29,019	65,707	(11,050)	(38.08)
Interest Income	47,684	85,451	44,771	95,255	2,913	6.51
Interest Expense	2,695	810	(1,339)	10,198	4,034	(301.27)
Net Interest Income	44,989	84,641	46,110	85,057	(1,121)	(2.43)
Prov for Loan Loss	(14,053)	(2,051)	(951)	20,782	(13,102)	1,377.71
Noninterest income	34,749	96,555	54,213	157,670	(19,464)	(35.90)
Gain on Sale of Securities	(13,549)	611	611	2,297	(14,160)	(2,317.51)
Noninterest Expense	57,924	125,339	65,268	136,881	(7,344)	(11.25)
Net Operating Income	35,867	57,908	36,006	85,064	(139)	(0.39)
Income Taxes	4,349	10,598	7,613	21,633	(3,264)	(42.87)



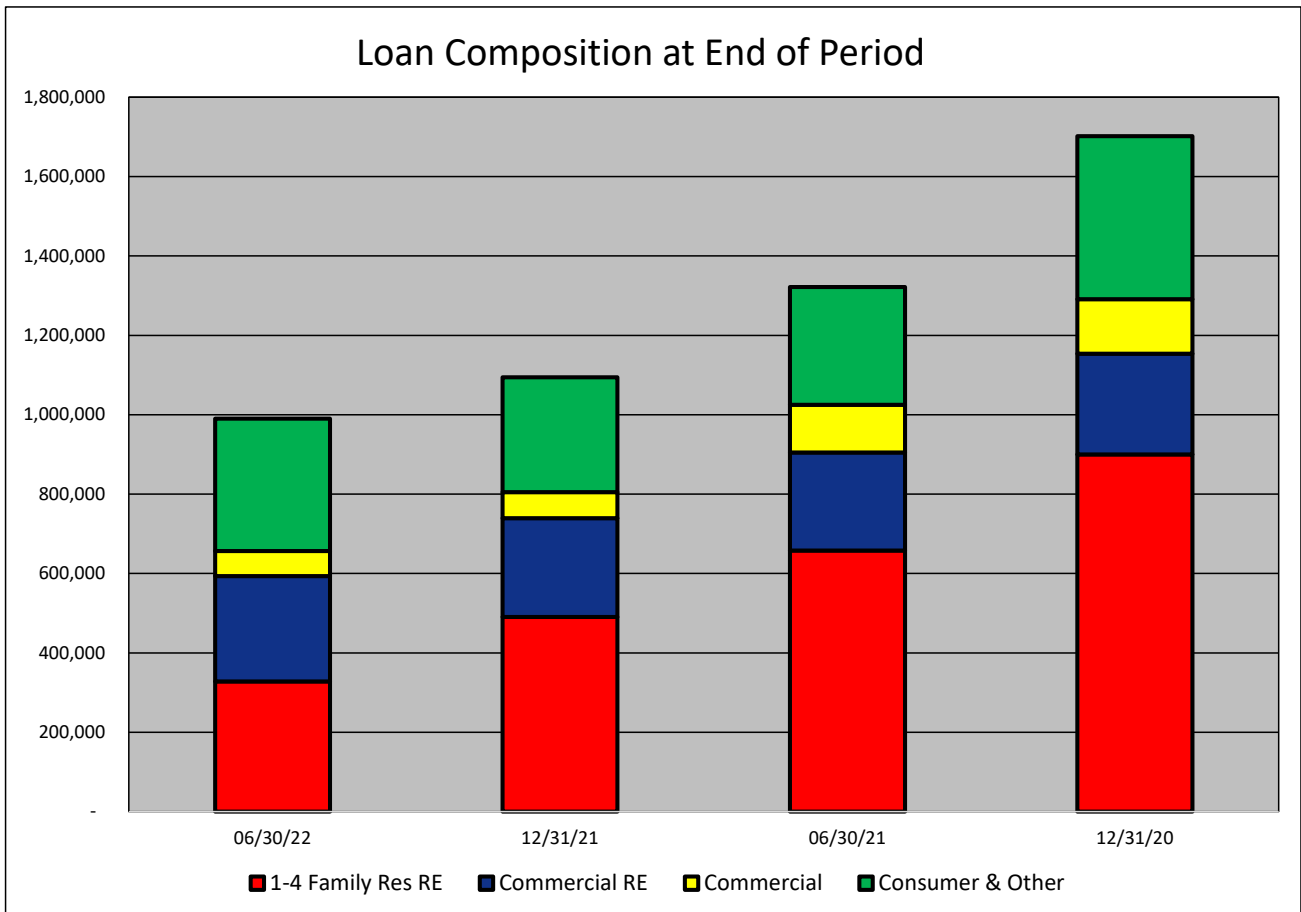
**SECURITIES COMPOSITION - First Federal Bank**  
(Dollars in Thousands)

As of:	06/30/22	12/31/21	06/30/21	12/31/20	\$ Change 12 MTHS	% Change 12 MTHS
<b>SECURITIES CATEGORY:</b>						
US Treasury	127,352	104,814	105,815	-	21,537	20.35
State & Munip	544,223	478,789	342,015	417,210	202,208	59.12
Mortgage backed	1,273,753	601,075	324,073	241,438	949,680	293.05
Equities	-	-	-	-	-	NA
Agency	24,284	27,771	27,642	310	(3,358)	(12.15)
Other	53,508	333,594	319,138	274,612	(265,630)	(83.23)
<b>Total Securities</b>	<b>2,023,120</b>	<b>1,546,043</b>	<b>1,118,683</b>	<b>933,570</b>	<b>904,437</b>	<b>80.85</b>



**LOAN PORTFOLIO COMPOSITION - First Federal Bank**  
(Dollars in Thousands)

As of:	06/30/22	12/31/21	06/30/21	12/31/20	\$ Change 12 MTHS	% Change 12 MTHS
<b>LOAN CATEGORY:</b>						
1-4 Family Res RE	327,703	490,357	657,796	899,889	(330,093)	(50.18)
Commercial RE	265,829	249,219	246,973	253,930	18,856	7.63
Commercial	63,311	65,434	120,425	137,291	(57,114)	(47.43)
Consumer & Other	333,401	289,234	296,293	411,010	37,108	12.52
<b>Loans, Net</b>	<b>990,244</b>	<b>1,094,244</b>	<b>1,321,487</b>	<b>1,702,120</b>	<b>(331,243)</b>	<b>(25.07)</b>



**LOAN PORTFOLIO QUALITY - First Federal Bank**  
(Dollars in Thousands)

As of:	06/30/22	12/31/21	06/30/21	12/31/20	\$ Change 12 MTHS	% Change 12 MTHS
--------	----------	----------	----------	----------	----------------------	---------------------

**LOAN LOSS RESERVE ACTIVITY:**

Beginning Balance	24,207	26,493	26,493	5,929	(2,286)	(8.63)
Total Recoveries	267	506	289	268	(22)	(7.61)
Total Charge-offs	131	741	474	486	(343)	(72.36)
Provision Expense	(14,053)	(2,051)	(951)	20,782	(13,102)	1,377.71
Writedown Transfer Loans HFS	-	-	-	-	-	NA
Adjustments	-	-	-	-	-	NA
Ending Balance	10,290	24,207	25,357	26,493	(15,067)	(59.42)

**NON-PERFORMING ASSETS:**

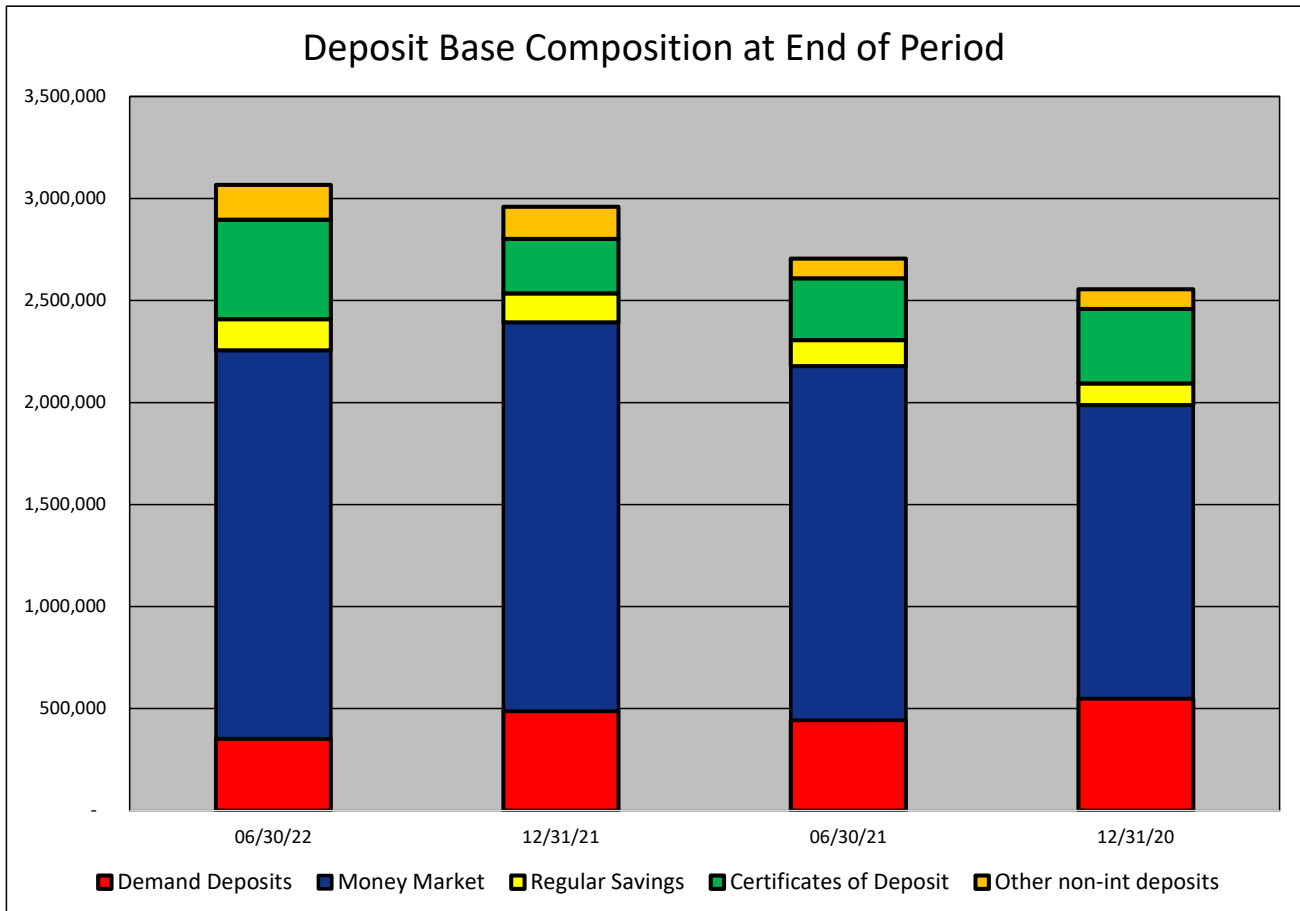
Total-90+ Days Past Due	32,834	24,780	28,845	30,425	3,989	13.83
Total-Nonaccrual	3,187	5,632	5,595	7,488	(2,408)	(43.04)
Foreclosed Real Estate	-	1,224	697	283	(697)	(100.00)
Total Non-perf Assets	36,021	31,636	35,137	38,196	884	2.52

**DEPOSIT BASE COMPOSITION - First Federal Bank**  
(Dollars in Thousands)

As of:	06/30/22	12/31/21	06/30/21	12/31/20	\$ Change 12 MTHS	% Change 12 MTHS
--------	----------	----------	----------	----------	----------------------	---------------------

**DEPOSIT BASE CATEGORY:**

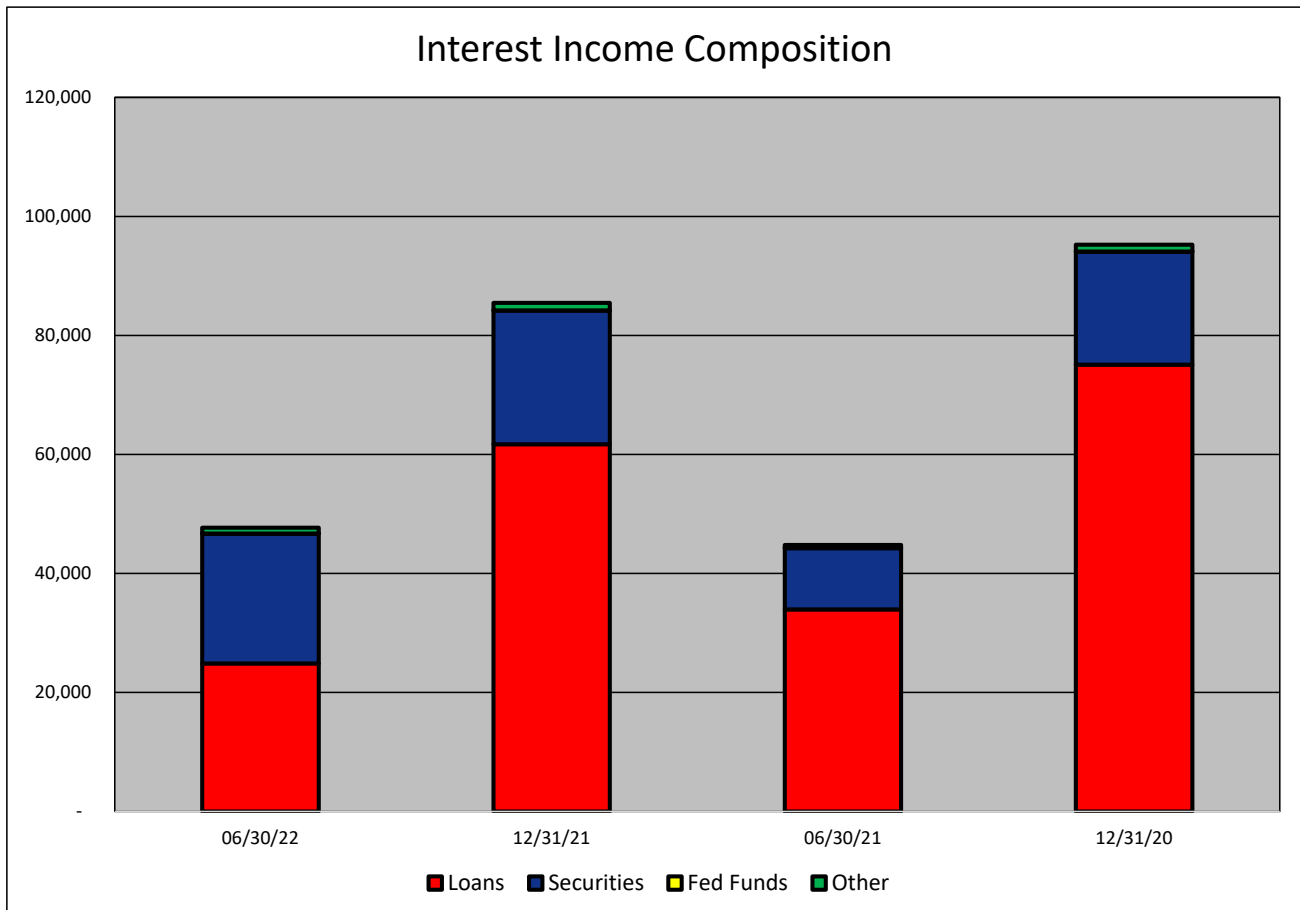
Demand Deposits	353,090	487,556	442,986	549,938	(89,896)	(20.29)
Money Market	1,902,492	1,904,847	1,734,997	1,437,846	167,495	9.65
Regular Savings	152,425	142,501	128,255	105,553	24,170	18.85
Certificates of Deposit	487,918	267,517	302,407	365,695	185,511	61.34
Other non-int deposits	170,646	156,648	96,610	95,886	74,036	76.63
<b>Total Deposits</b>	<b>3,066,571</b>	<b>2,959,069</b>	<b>2,705,255</b>	<b>2,554,918</b>	<b>361,316</b>	<b>13.36</b>





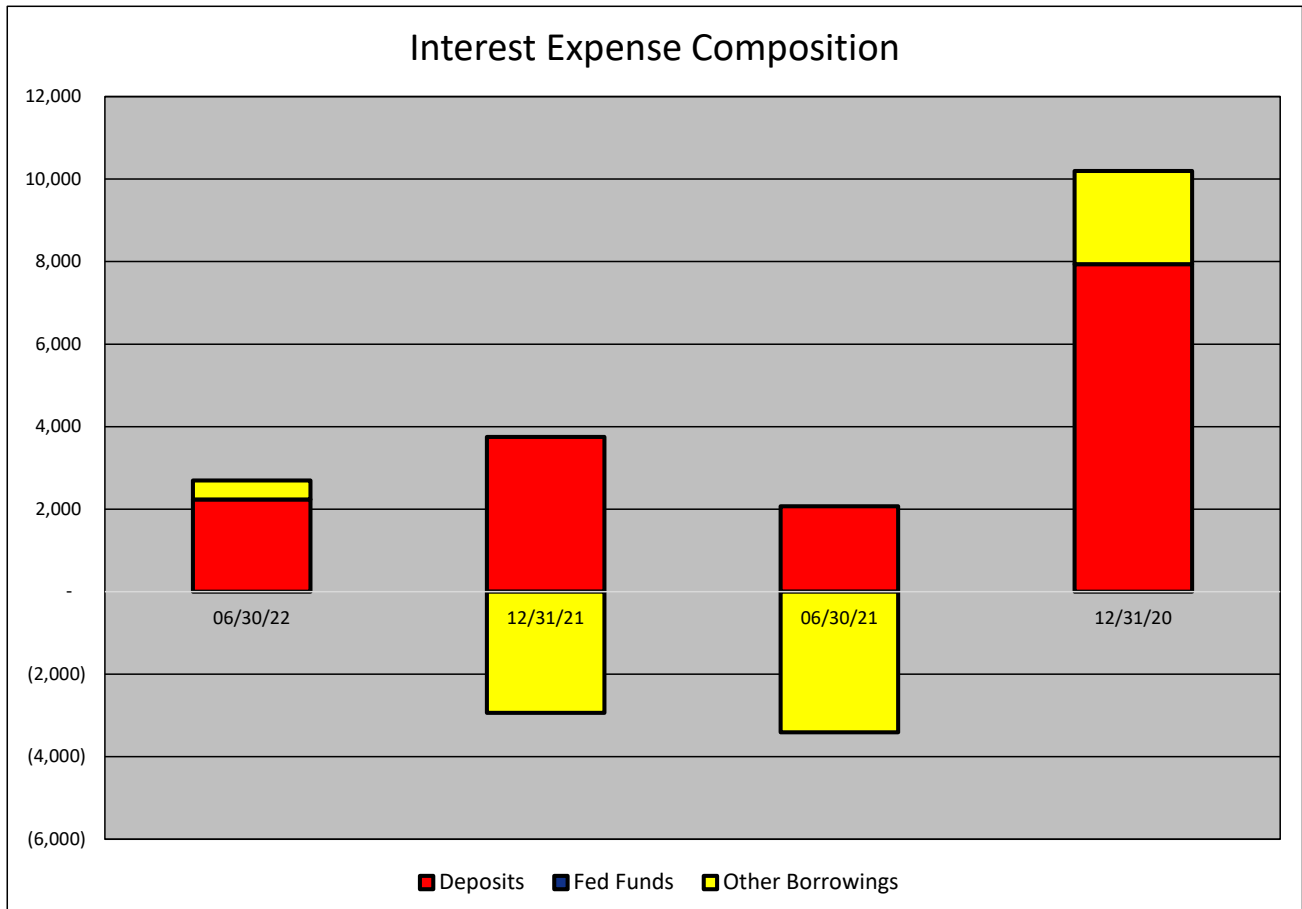
**INTEREST INCOME COMPOSITION- First Federal Bank**  
(Dollars in Thousands)

As of:	06/30/22	12/31/21	06/30/21	12/31/20	\$ Change 12 MTHS	% Change 12 MTHS
<b>INTEREST INCOME CATEGORY</b>						
Loans	24,892	61,697	33,945	75,100	(9,053)	(26.67)
Securities	21,800	22,495	10,298	19,003	11,502	111.69
Fed Funds	9	9	4	13	5	125.00
Other	983	1,250	524	1,139	459	87.60
<b>Total Int Income</b>	<b>47,684</b>	<b>85,451</b>	<b>44,771</b>	<b>95,255</b>	<b>2,913</b>	<b>6.51</b>



**INTEREST EXPENSE COMPOSITION- First Federal Bank**  
(Dollars in Thousands)

As of:	06/30/22	12/31/21	06/30/21	12/31/20	\$ Change 12 MTHS	% Change 12 MTHS
<b>INTEREST EXPENSE CATEGORY</b>						
Deposits	2,238	3,749	2,072	7,935	166	8.01
Fed Funds	-	-	-	-	-	NA
Other Borrowings	457	(2,939)	(3,411)	2,263	3,868	(113.40)
<b>Total Int Expense</b>	<b>2,695</b>	<b>810</b>	<b>(1,339)</b>	<b>10,198</b>	<b>4,034</b>	<b>(301.27)</b>

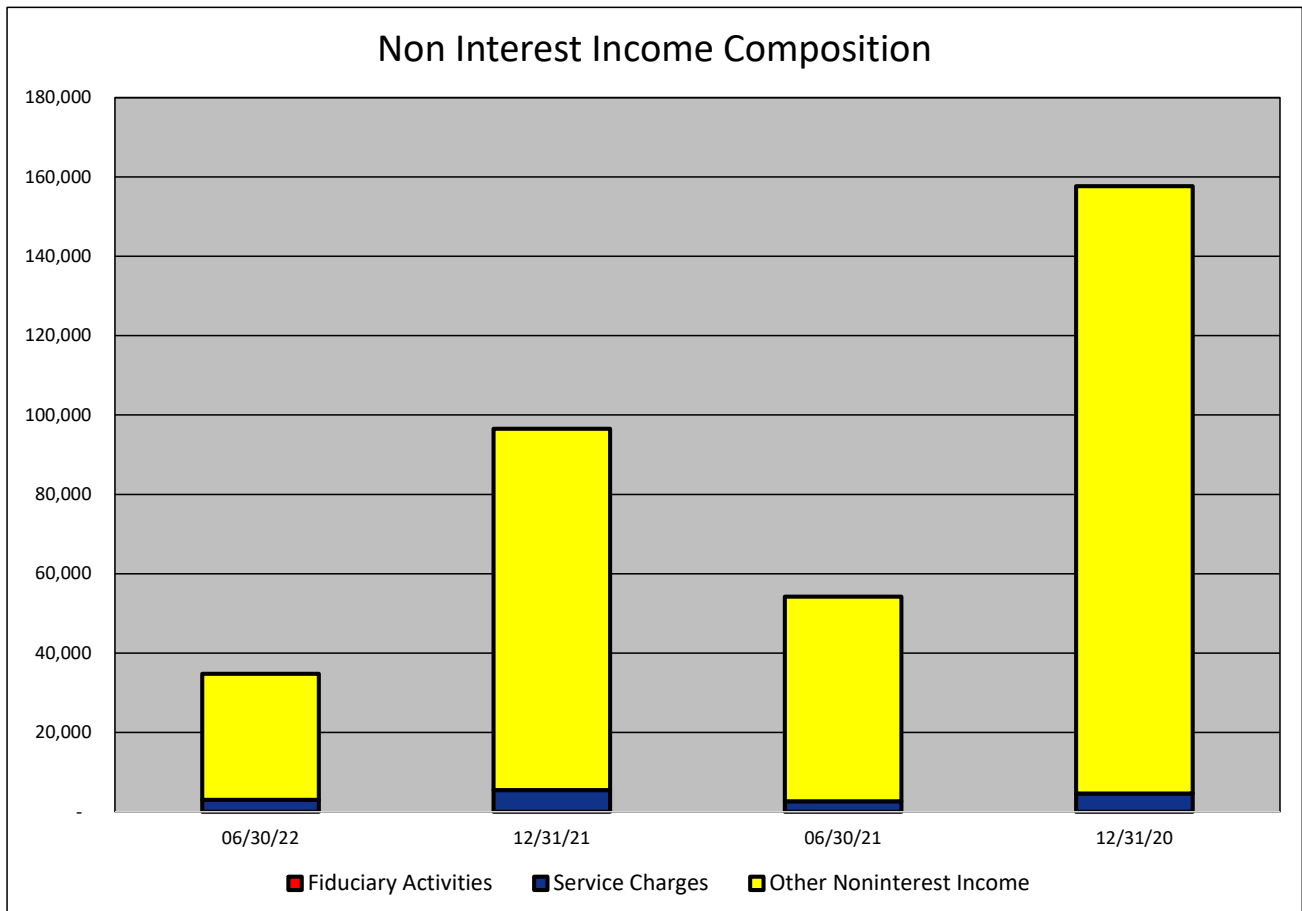


**NONINTEREST INCOME COMPOSITION- First Federal Bank**  
(Dollars in Thousands)

As of:	06/30/22	12/31/21	06/30/21	12/31/20	\$ Change 12 MTHS	% Change 12 MTHS
--------	----------	----------	----------	----------	----------------------	---------------------

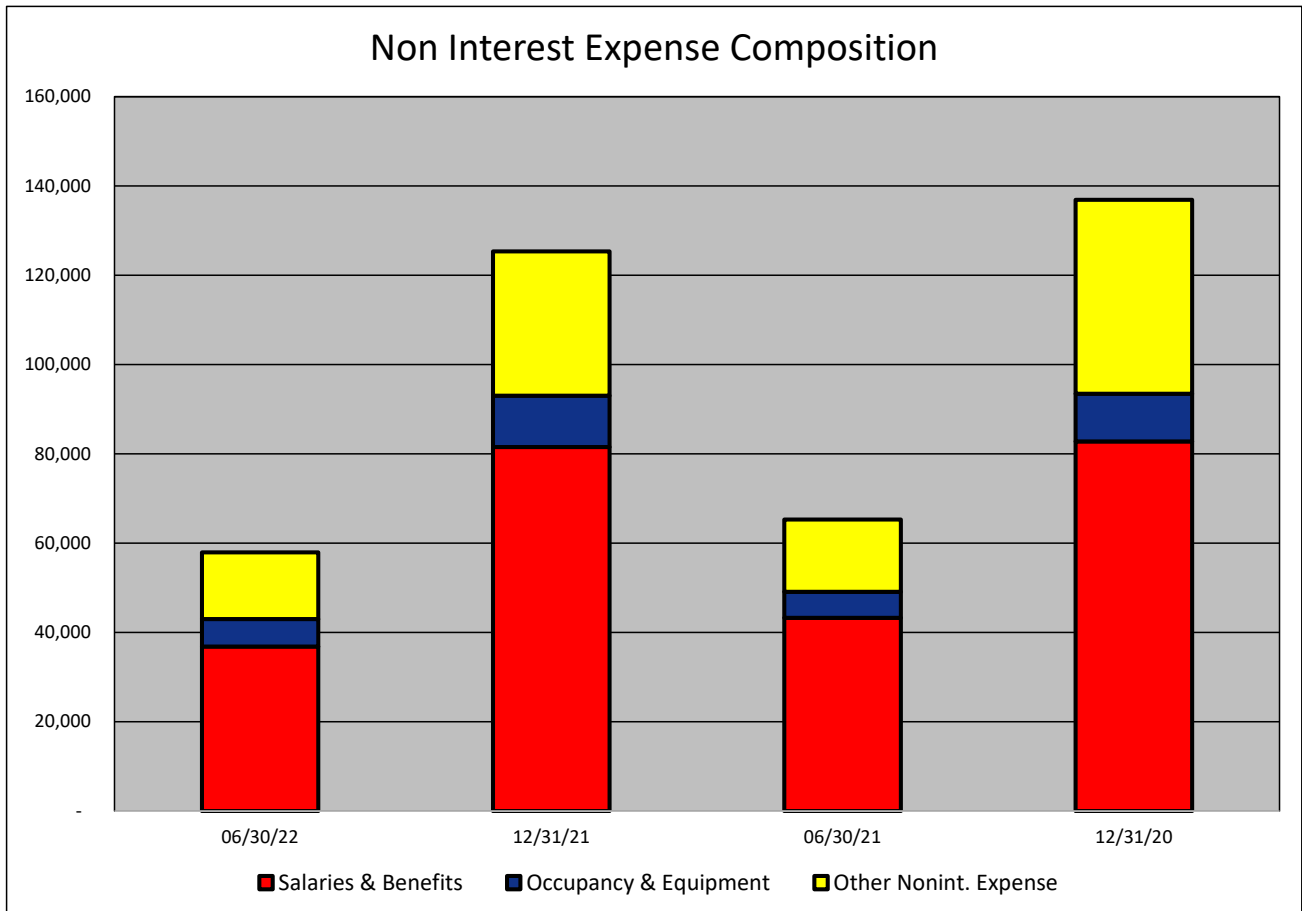
**NONINTEREST INCOME CATEGORY**

Fiduciary Activities	-	-	-	-	-	NA
Service Charges	2,999	5,450	2,631	4,618	368	13.99
Other Noninterest Income	31,750	91,105	51,582	153,052	(19,832)	(38.45)
<b>Total Nonint. Income</b>	<b>34,749</b>	<b>96,555</b>	<b>54,213</b>	<b>157,670</b>	<b>(19,464)</b>	<b>(35.90)</b>



**NONINTEREST EXPENSE COMPOSITION- First Federal Bank**  
(Dollars in Thousands)

As of:	06/30/22	12/31/21	06/30/21	12/31/20	\$ Change 12 MTHS	% Change 12 MTHS
<b>NONINTEREST EXPENSE CATEGORY</b>						
Salaries & Benefits	36,862	81,507	43,256	82,775	(6394)	(14.78)
Occupancy & Equipment	6,115	11,537	5,847	10,715	268	4.58
Other Nonint. Expense	14,947	32,295	16,165	43,391	(1218)	(7.53)
<b>Total Nonint. Expense</b>	<b>57,924</b>	<b>125,339</b>	<b>65,268</b>	<b>136,881</b>	<b>(7344)</b>	<b>(11.25)</b>



**PEER GROUP COMPARISONS REPORT**  
**North Florida Group**

BALANCE SHEET

Institution name	Total Assets \$'000		% Change in Assets
	This Year	Last Year	
The Warrington Bank	206,970	116,409	<b>77.80</b>
One Florida Bank	1,411,301	1,090,805	<b>29.38</b>
Bank Of Pensacola	158,209	132,628	<b>19.29</b>
Prime Meridian Bank	860,735	756,537	<b>13.77</b>
Pnb Community Bank	147,662	133,018	<b>11.01</b>
Fnbt Bank	687,388	619,219	<b>11.01</b>
Drummond Community Bank	1,015,279	917,699	<b>10.63</b>
First National Bank Northwest Florida	239,376	217,274	<b>10.17</b>
<b>First Federal Bank</b>	<b>3,496,824</b>	<b>3,175,330</b>	<b>10.12</b>
Community State Bank	213,562	195,089	<b>9.47</b>
Madison County Community Bank	178,719	163,779	<b>9.12</b>
Capital City Bank	4,347,799	4,000,591	<b>8.68</b>
Florida Capital Bank, National Association	521,750	491,536	<b>6.15</b>
Intracoastal Bank	550,214	527,264	<b>4.35</b>
Beach Bank	619,248	602,207	<b>2.83</b>
Lafayette State Bank	177,104	174,322	<b>1.60</b>
Tiaa, Fsb	38,576,417	38,435,437	<b>0.37</b>
Peoples Bank Of Graceville	113,192	125,466	<b>(9.78)</b>

<b>Select Peer Average</b>	<b>2,973,431</b>	<b>2,881,923</b>	<b>12.55</b>
----------------------------	------------------	------------------	--------------

**PEER GROUP COMPARISONS REPORT**  
*North Florida Group*

BALANCE SHEET

Institution name	Total Loans \$000		% Change in Loans
	This Year	Last Year	
The Warrington Bank	41,814	25,337	<b>65.03</b>
Florida Capital Bank, National Association	428,285	298,877	<b>43.30</b>
One Florida Bank	916,282	749,197	<b>22.30</b>
Pnb Community Bank	99,886	82,233	<b>21.47</b>
Drummond Community Bank	570,917	478,307	<b>19.36</b>
Lafayette State Bank	118,000	100,815	<b>17.05</b>
Beach Bank	485,474	424,784	<b>14.29</b>
Madison County Community Bank	80,287	70,756	<b>13.47</b>
Prime Meridian Bank	554,902	490,123	<b>13.22</b>
Intracoastal Bank	308,614	275,202	<b>12.14</b>
Capital City Bank	2,262,361	2,089,483	<b>8.27</b>
Tiaa, Fsb	32,307,764	32,595,460	<b>(0.88)</b>
Fnbt Bank	188,389	204,258	<b>(7.77)</b>
Community State Bank	84,699	93,664	<b>(9.57)</b>
Bank Of Pensacola	47,167	53,277	<b>(11.47)</b>
Peoples Bank Of Graceville	34,068	43,398	<b>(21.50)</b>
First Federal Bank	990,244	1,321,487	<b>(25.07)</b>
First National Bank Northwest Florida	49,928	76,843	<b>(35.03)</b>

<b>Select Peer Average</b>	2,198,282	2,192,972	7.70
----------------------------	-----------	-----------	------

**PEER GROUP COMPARISONS REPORT**  
*North Florida Group*

**CAPITAL RATIOS**  
**For the six months June 30, 2022**

Institution name	Equity/ Assets	Leverage Ratio	Tier 1 Risk- based Ratio	Risk based Capital Ratio	Common Equity Tier 1 Capital Ratio
The Warrington Bank	14.79	<b>15.11</b>	0.00	0.00	0.00
Florida Capital Bank, National Association	12.28	<b>12.77</b>	18.83	20.05	18.83
Peoples Bank Of Graceville	2.56	<b>10.59</b>	31.98	33.06	31.98
Tiaa, Fsb	10.53	<b>10.01</b>	15.10	16.06	15.10
Beach Bank	13.43	<b>9.90</b>	11.47	12.52	11.47
Drummond Community Bank	7.00	<b>9.63</b>	0.00	0.00	0.00
First National Bank Northwest Florida	8.87	<b>9.16</b>	47.56	48.82	47.56
<b>First Federal Bank</b>	<b>7.75</b>	<b>8.90</b>	<b>17.73</b>	<b>18.63</b>	<b>17.73</b>
Fnbt Bank	8.28	<b>8.65</b>	23.29	24.54	23.29
Prime Meridian Bank	7.96	<b>8.61</b>	12.61	13.72	12.61
Pnb Community Bank	7.03	<b>8.60</b>	0.00	0.00	0.00
Capital City Bank	9.11	<b>8.33</b>	14.38	15.32	14.38
One Florida Bank	7.69	<b>8.30</b>	10.66	11.50	10.66
Intracoastal Bank	5.16	<b>8.19</b>	11.10	12.28	11.10
Bank Of Pensacola	8.15	<b>8.18</b>	32.99	34.23	32.99
Lafayette State Bank	4.68	<b>7.95</b>	10.33	11.25	10.33
Madison County Community Bank	3.95	<b>7.80</b>	13.79	15.04	13.79
Community State Bank	2.94	<b>5.86</b>	11.65	12.52	11.65

<b>Select Peer Average</b>	7.90	9.25	15.75	16.64	15.75
----------------------------	------	------	-------	-------	-------

**PEER GROUP COMPARISONS REPORT**  
*North Florida Group*

**BALANCE SHEET RATIOS**  
**For the six months June 30, 2022**

Institution name	Loans/ Deposits	Gross Loans/ Assets	Securities/ Assets
Tiaa, Fsb	<b>122.40</b>	83.75	11.39
Florida Capital Bank, National Association	<b>113.49</b>	82.09	3.54
Beach Bank	<b>99.83</b>	78.40	3.47
Pnb Community Bank	<b>74.03</b>	67.65	16.96
One Florida Bank	<b>70.70</b>	64.92	8.53
Prime Meridian Bank	<b>70.64</b>	64.47	16.52
Lafayette State Bank	<b>70.24</b>	66.63	20.87
Drummond Community Bank	<b>61.78</b>	56.23	35.79
Intracoastal Bank	<b>59.50</b>	56.09	25.13
Capital City Bank	<b>58.93</b>	52.03	25.81
Madison County Community Bank	<b>47.06</b>	44.92	39.55
Community State Bank	<b>41.01</b>	39.66	23.52
Bank Of Pensacola	<b>32.54</b>	29.81	48.89
<b>First Federal Bank</b>	<b>32.29</b>	<b>28.32</b>	<b>57.86</b>
Peoples Bank Of Graceville	<b>31.00</b>	30.10	61.40
Fnbt Bank	<b>29.98</b>	27.41	32.59
The Warrington Bank	<b>23.73</b>	20.20	58.09
First National Bank Northwest Florida	<b>22.97</b>	20.86	3.36

<b>Select Peer Average</b>	59.01	50.75	27.40
----------------------------	-------	-------	-------



**PEER GROUP COMPARISONS REPORT**  
*North Florida Group*

**PROFITABILITY RATIOS**  
**For the six months June 30, 2022**

Institution name	Avg Total Assets (\$000)	Return on Avg Assets	Return on Avg Equity
Intracoastal Bank	535,604	<b>1.66</b>	26.99
Peoples Bank Of Graceville	114,829	<b>1.27</b>	20.03
Tiaa, Fsb	37,752,782	<b>1.18</b>	11.38
Drummond Community Bank	1,027,693	<b>1.07</b>	12.74
Prime Meridian Bank	862,902	<b>1.04</b>	12.85
<b>First Federal Bank</b>	<b>3,598,006</b>	<b>1.00</b>	<b>11.17</b>
Fnbt Bank	649,344	<b>0.93</b>	10.92
First National Bank Northwest Florida	222,263	<b>0.86</b>	9.17
Capital City Bank	4,311,252	<b>0.84</b>	9.00
Florida Capital Bank, National Association	506,480	<b>0.83</b>	6.64
One Florida Bank	1,398,808	<b>0.79</b>	10.11
Madison County Community Bank	175,348	<b>0.76</b>	13.02
Beach Bank	613,040	<b>0.67</b>	5.00
Pnb Community Bank	149,294	<b>0.59</b>	7.66
Lafayette State Bank	174,428	<b>0.51</b>	8.29
Bank Of Pensacola	154,840	<b>0.32</b>	3.92
Community State Bank	207,160	<b>0.23</b>	5.31
The Warrington Bank	154,024	<b>(0.05)</b>	(0.38)

<b>Select Peer Average</b>	2,922,672	0.81	10.21
----------------------------	-----------	------	-------

**PEER GROUP COMPARISONS REPORT**  
*North Florida Group*

**PROFITABILITY RATIOS**  
**For the six months June 30, 2022**

Institution name	Noninterest Income/AA	Net Overhead Ratio	Efficiency Ratio	Assets (per million) per Employee
Tiaa, Fsb	1.42	0.40	<b>47.78</b>	26.66
Intracoastal Bank	0.14	1.60	<b>50.29</b>	13.76
Peoples Bank Of Graceville	0.25	1.31	<b>54.14</b>	8.09
Prime Meridian Bank	0.28	1.46	<b>54.73</b>	8.61
One Florida Bank	0.15	1.63	<b>60.34</b>	9.94
Drummond Community Bank	0.99	2.05	<b>62.71</b>	4.98
First National Bank Northwest Florida	0.52	0.95	<b>63.16</b>	7.25
Madison County Community Bank	0.55	1.65	<b>67.80</b>	6.87
Fnbt Bank	1.12	1.05	<b>70.45</b>	7.81
<b>First Federal Bank</b>	<b>1.93</b>	<b>1.29</b>	<b>72.00</b>	<b>4.78</b>
Capital City Bank	2.15	1.37	<b>75.83</b>	5.80
Bank Of Pensacola	0.18	1.18	<b>76.44</b>	14.38
Beach Bank	1.31	2.00	<b>78.52</b>	6.01
Pnb Community Bank	0.29	2.86	<b>79.79</b>	3.69
Lafayette State Bank	1.09	2.67	<b>80.87</b>	3.41
Florida Capital Bank, National Association	3.40	1.74	<b>82.44</b>	3.20
Community State Bank	0.62	2.28	<b>88.61</b>	6.28
The Warrington Bank	0.25	1.71	<b>103.78</b>	6.47

<b>Select Peer Average</b>	0.92	1.62	70.54	8.22
----------------------------	------	------	-------	------

**PEER GROUP COMPARISONS REPORT**  
*North Florida Group*

**ASSET QUALITY RATIOS**  
**For the six months June 30, 2022**

Institution name	Reserves/ Loans	Nonperf Loans/ Total Loans	Nonperf Assets/ Total Assets	Adjusted Texas Ratio
Bank Of Pensacola	1.04	0.00	<b>0.00</b>	0.00
First National Bank Northwest Florida	2.50	0.00	<b>0.00</b>	0.00
Intracoastal Bank	1.54	0.00	<b>0.00</b>	0.00
The Warrington Bank	1.18	0.06	<b>0.01</b>	0.08
Fnbt Bank	2.60	0.09	<b>0.02</b>	0.27
Prime Meridian Bank	1.19	0.06	<b>0.04</b>	0.46
Lafayette State Bank	1.05	0.08	<b>0.05</b>	0.97
Capital City Bank	0.94	0.14	<b>0.07</b>	0.99
One Florida Bank	1.00	0.11	<b>0.07</b>	0.85
Peoples Bank Of Graceville	1.17	0.37	<b>0.11</b>	3.85
Drummond Community Bank	1.77	0.13	<b>0.13</b>	1.66
Madison County Community Bank	1.89	0.31	<b>0.14</b>	2.89
Florida Capital Bank, National Association	0.98	0.59	<b>0.49</b>	0.82
Pnb Community Bank	0.94	1.08	<b>0.73</b>	9.54
Community State Bank	1.08	2.47	<b>0.99</b>	30.97
<b>First Federal Bank</b>	<b>1.04</b>	<b>3.64</b>	<b>1.03</b>	<b>1.32</b>
Beach Bank	1.13	0.04	<b>1.50</b>	10.49
Tiaa, Fsb	0.74	4.17	<b>3.50</b>	8.31

<b>Select Peer Average</b>	1.32	0.74	0.49	4.08
----------------------------	------	------	------	------

**PEER GROUP COMPARISONS REPORT**  
*North Florida Group*

**STATEMENT OF CONDITION (% OF ASSETS)**  
**For the six months June 30, 2022**

Institution name	Cash & Nointerest bearing Deps	Interest- bearing Bal	Fed Funds Sold & Repos	Held to Maturity Secs	Available for Sale Secs
Pnb Community Bank	<b>3.93</b>	1.57	7.33	0.00	16.96
Bank Of Pensacola	<b>3.46</b>	16.99	0.00	48.89	0.00
Community State Bank	<b>2.47</b>	29.87	0.13	0.00	23.52
Drummond Community Bank	<b>2.38</b>	1.34	0.00	0.48	35.31
Capital City Bank	<b>2.10</b>	13.88	0.00	12.15	13.66
Lafayette State Bank	<b>1.95</b>	4.14	0.69	0.00	20.87
The Warrington Bank	<b>1.74</b>	19.11	0.00	53.03	5.06
One Florida Bank	<b>1.59</b>	23.93	0.00	0.00	8.53
Prime Meridian Bank	<b>1.48</b>	12.19	1.92	1.02	15.50
Madison County Community Bank	<b>1.39</b>	8.50	0.00	0.00	39.55
Intracoastal Bank	<b>1.10</b>	15.12	0.00	0.00	25.13
Florida Capital Bank, National Association	<b>1.05</b>	8.52	0.00	0.00	3.54
Peoples Bank Of Graceville	<b>0.96</b>	6.96	0.00	0.00	61.23
<b>First Federal Bank</b>	<b>0.88</b>	<b>2.25</b>	<b>0.00</b>	<b>0.00</b>	<b>57.85</b>
First National Bank Northwest Florida	<b>0.66</b>	74.83	0.00	1.87	1.41
Beach Bank	<b>0.56</b>	6.28	0.00	0.00	3.47
Fnbt Bank	<b>0.47</b>	37.36	0.00	32.01	0.57
Tiaa, Fsb	<b>0.10</b>	2.27	0.00	0.12	11.24

<b>Select Peer Average</b>	<b>1.57</b>	<b>15.84</b>	<b>0.56</b>	<b>8.31</b>	<b>19.08</b>
----------------------------	-------------	--------------	-------------	-------------	--------------

**PEER GROUP COMPARISONS REPORT**  
*North Florida Group*

**STATEMENT OF CONDITION (% OF ASSETS)**  
For the six months June 30, 2022

Institution name	Net Loans & Leases	Premises & Fixed Assets	Total Real Estate Owned	Intangible Assets
Tiaa, Fsb	<b>83.13</b>	0.08	0.01	0.81
Beach Bank	<b>77.29</b>	2.57	1.47	0.07
Pnb Community Bank	<b>67.01</b>	1.96	0.00	0.00
Lafayette State Bank	<b>65.93</b>	3.04	0.00	0.00
One Florida Bank	<b>64.24</b>	0.78	0.00	0.00
Florida Capital Bank, National Association	<b>62.91</b>	0.43	0.00	0.05
Prime Meridian Bank	<b>62.45</b>	1.27	0.00	0.00
Intracoastal Bank	<b>55.23</b>	1.06	0.00	0.00
Drummond Community Bank	<b>52.21</b>	2.51	0.06	0.08
Capital City Bank	<b>50.42</b>	2.17	0.00	2.17
Madison County Community Bank	<b>44.07</b>	2.43	0.00	0.00
Community State Bank	<b>39.23</b>	1.82	0.01	0.17
Peoples Bank Of Graceville	<b>29.74</b>	0.09	0.00	0.00
Bank Of Pensacola	<b>29.50</b>	0.73	0.00	0.00
Fnbt Bank	<b>26.32</b>	2.03	0.00	0.00
<b>First Federal Bank</b>	<b>25.93</b>	<b>1.16</b>	<b>0.00</b>	<b>5.52</b>
First National Bank Northwest Florida	<b>20.34</b>	0.48	0.00	0.01
The Warrington Bank	<b>19.96</b>	0.61	0.00	0.00

<b>Select Peer Average</b>	<b>48.66</b>	<b>1.40</b>	<b>0.09</b>	<b>0.49</b>
----------------------------	--------------	-------------	-------------	-------------

**PEER GROUP COMPARISONS REPORT**  
*North Florida Group*

**STATEMENT OF CONDITION (% OF TOTAL FUNDING SOURCES)**  
**For the six months June 30, 2022**

Institution name	Non Interest Bearing Deps	Interest Bearing Deps	Total Deps	Total Fed Funds & Repos	Other Borrowed Money
Drummond Community Bank	<b>49.79</b>	49.04	98.82	0.00	1.18
Bank Of Pensacola	<b>45.98</b>	54.02	100.00	0.00	0.00
Capital City Bank	<b>45.90</b>	52.76	98.66	0.10	1.25
Community State Bank	<b>45.22</b>	54.78	100.00	0.00	0.00
Lafayette State Bank	<b>44.38</b>	55.62	100.00	0.00	0.00
Florida Capital Bank, National Association	<b>38.28</b>	45.06	83.33	0.00	16.67
One Florida Bank	<b>35.41</b>	64.46	99.87	0.00	0.13
Pnb Community Bank	<b>30.27</b>	69.73	100.00	0.00	0.00
Intracoastal Bank	<b>29.87</b>	70.13	100.00	0.00	0.00
The Warrington Bank	<b>28.97</b>	71.03	100.00	0.00	0.00
First National Bank Northwest Florida	<b>27.89</b>	72.11	100.00	0.00	0.00
Beach Bank	<b>26.93</b>	65.67	92.60	0.00	7.40
Peoples Bank Of Graceville	<b>26.91</b>	73.09	100.00	0.00	0.00
Prime Meridian Bank	<b>26.82</b>	72.76	99.58	0.00	0.42
Madison County Community Bank	<b>24.53</b>	75.47	100.00	0.00	0.00
<b>First Federal Bank</b>	<b>7.19</b>	<b>89.45</b>	<b>96.64</b>	<b>0.00</b>	<b>3.36</b>
Fnbt Bank	<b>3.48</b>	96.52	100.00	0.00	0.00
Tiaa, Fsb	<b>2.76</b>	75.07	77.82	0.00	22.18

<b>Select Peer Average</b>	30.03	67.04	97.07	0.01	2.92
----------------------------	-------	-------	-------	------	------

**PEER GROUP COMPARISONS REPORT**  
*North Florida Group*

**YIELDS, COSTS & SPREADS - ASSET YIELDS**  
For the six months June 30, 2022

Institution name	Yield on Earning Assets	Cost of Funds	Net Interest Margin	Avg Earning Assets/AA
Drummond Community Bank	4.08	0.07	<b>4.02</b>	94.44
Pnb Community Bank	3.86	0.06	<b>3.82</b>	95.56
Lafayette State Bank	3.93	0.34	<b>3.74</b>	94.08
Intracoastal Bank	3.53	0.21	<b>3.39</b>	97.42
Beach Bank	3.62	0.52	<b>3.25</b>	89.60
Community State Bank	3.21	0.13	<b>3.12</b>	83.28
Prime Meridian Bank	3.20	0.30	<b>3.00</b>	96.88
Florida Capital Bank, National Association	3.22	0.56	<b>2.96</b>	95.91
One Florida Bank	3.13	0.35	<b>2.90</b>	96.45
<b>First Federal Bank</b>	<b>2.90</b>	<b>0.21</b>	<b>2.74</b>	<b>91.29</b>
Madison County Community Bank	3.10	0.51	<b>2.71</b>	96.37
Capital City Bank	2.77	0.07	<b>2.71</b>	91.79
Peoples Bank Of Graceville	2.98	0.51	<b>2.63</b>	98.67
Tiaa, Fsb	3.08	0.79	<b>2.40</b>	99.44
Fnbt Bank	2.45	0.18	<b>2.27</b>	86.23
First National Bank Northwest Florida	1.98	0.07	<b>1.92</b>	94.14
The Warrington Bank	1.73	0.09	<b>1.68</b>	97.76
Bank Of Pensacola	1.91	0.51	<b>1.64</b>	97.25
<b>Select Peer Average</b>	<b>3.04</b>	<b>0.30</b>	<b>2.53</b>	<b>94.25</b>