

First Bank

Clewiston, FL

Established

1/1/1922

Florida Bank and Thrift Performance Report

Table of Contents

Title	Page
PEER GROUP POSITION	1
EXECUTIVE SUMMARY	2
SELECTED FINANCIAL DATA	3
SECURITIES COMPOSITION	4
LOAN PORTFOLIO COMPOSITION	5
LOAN PORTFOLIO QUALITY	6
DEPOSIT BASE COMPOSITION	7
INTEREST INCOME COMPOSITION	8
INTEREST EXPENSE COMPOSITION	9
NONINTEREST INCOME COMPOSITION	10
NONINTEREST EXPENSE COMPOSITION	11
PEER GROUP COMPARISONS REPORT	12-22

FLORIDA BANKING TEAM

Ed Hacker, Robert Brink, Steve Kania, Ted Hacker, David Ajvazi, Michael Squitieri, Erica Hines, Sacha Widmaier, Kristin Moroso, Anthony Hagbartsen, Madeline Bogumil, Natalie Filippone, Lauren Klindt, Phillip Berdeguer, Andrew Joyce, Dylan Frayne, Mai Tran, Dylan Frayne, Meranda Joseph, Patricia Romero, Vanessa Hossler, Adam McCord, Michael Law, Benley Fleureme-Pierre, Joseph Fazio, Allyson Wiitala

Information contained herein was obtained from FIS is believed to be reliable however, accuracy is not guaranteed and all peer and state averages are simple averages.

PEER GROUP POSITION

For the
Central Florida Group

For the year ended December 31, 2022

Institution name	Total Assets (\$'000's)
Southstate Bank, National Association	43,900,126
Citizens First Bank	3,828,547
Cogent Bank	1,476,523
Citizens Bank And Trust	1,324,883
Wauchula State Bank	972,344
Bank Of Central Florida	961,073
United Southern Bank	892,197
Mainstreet Community Bank Of Florida	747,614
Heartland National Bank	738,123
Winter Park National Bank	713,985
First Bank	691,261
Axiom Bank, National Association	661,535
Sunrise Bank	447,727
The First National Bank Of Mount Dora	387,221
First Colony Bank Of Florida	295,933
Crews Bank & Trust	226,132
Surety Bank	216,989
Commerce Bank & Trust	151,773
First National Bank Of Wauchula	89,713

Institution name	Return on Avg Assets (%)
Surety Bank	3.13
First Colony Bank Of Florida	1.84
Wauchula State Bank	1.53
Winter Park National Bank	1.39
Citizens First Bank	1.24
Cogent Bank	1.24
Sunrise Bank	1.22
The First National Bank Of Mount Dora	1.16
Southstate Bank, National Association	1.15
United Southern Bank	1.10
Heartland National Bank	1.07
Crews Bank & Trust	1.06
First Bank	1.05
Mainstreet Community Bank Of Florida	1.03
Citizens Bank And Trust	0.89
Bank Of Central Florida	0.86
Commerce Bank & Trust	0.69
First National Bank Of Wauchula	0.68
Axiom Bank, National Association	0.08

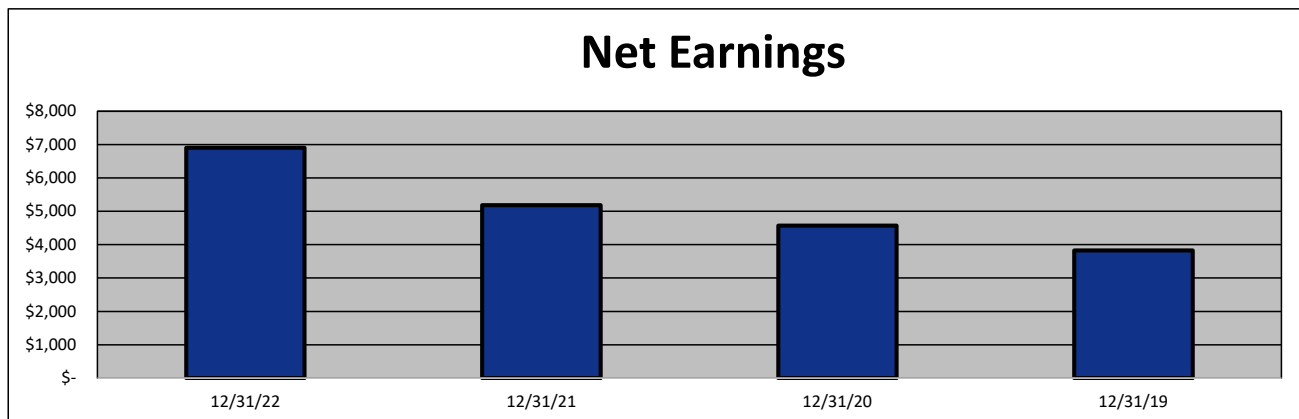
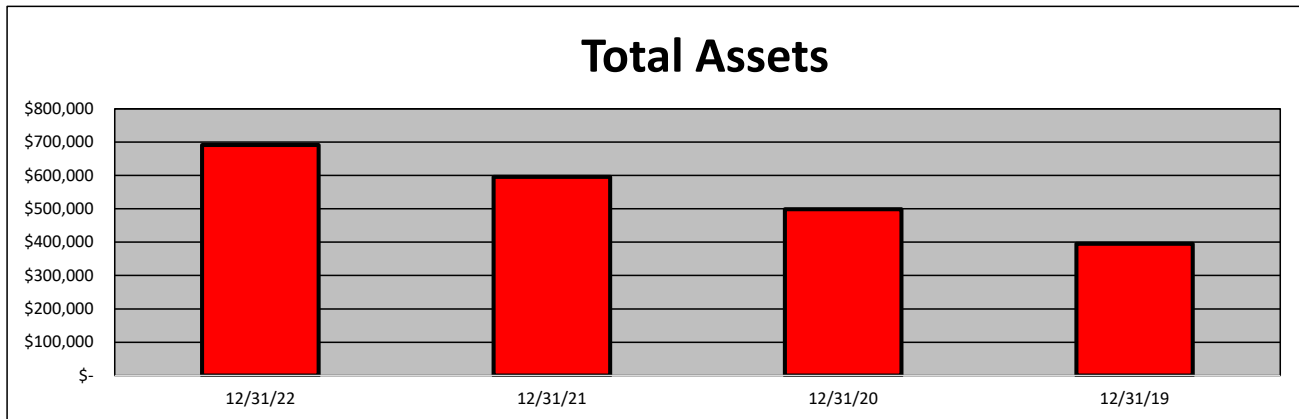
EXECUTIVE SUMMARY - First Bank
(Percentage)

Period Ending	12/31/22	12/31/21	12/31/20	12/31/19	State Avg.	Peer Avg.
CAPITAL RATIOS						
Equity/Assets	7.00	8.44	8.53	9.60	10.13	7.28
Leverage Ratio	8.48	8.72	8.47	9.69	10.24	9.23
Tier 1 Cap/Risk Based Assets	13.85	13.36	12.51	12.88	18.48	11.91
Risk Based Ratio	15.10	14.61	13.77	14.14	19.34	12.73
Common Equity Tier 1 Capital Ratio	13.85	13.36	12.51	12.88	18.48	11.91
BALANCE SHEET RATIOS:						
Loan/Deposit Ratio	62.08	68.16	76.35	79.18	60.26	61.29
Loans/Assets	57.42	62.06	69.45	71.05	50.83	54.64
Securities/Assets	23.04	22.28	14.06	9.15	18.73	29.47
PROFITABILITY:						
Return on Avg Assets	1.05	0.92	0.98	1.00	0.61	1.18
Return on Avg Equity	14.53	11.50	11.31	10.76	8.77	17.62
Nonint Income/Avg Assets	0.64	0.60	0.65	0.77	1.30	0.67
Net Overhead Ratio	1.62	1.79	2.05	2.31	1.97	1.66
Efficiency Ratio	60.99	65.30	62.42	68.23	162.15	60.89
Assets (per million) per Employee	6.91	5.96	5.04	4.12	9.87	8.76
ASSET QUALITY:						
Reserves/Loans	1.77	1.75	1.75	1.57	1.37	1.58
Nonperforming Loans/Total Loans	0.66	0.04	0.30	0.05	0.54	0.36
Nonperforming Assets/Total Assets	0.38	0.02	0.21	0.05	0.34	0.17
Adjusted Texas Ratio	4.35	0.26	1.06	0.42	2.40	2.60
YIELDS & COSTS:						
Yield on earning assets	3.55	3.53	4.35	4.68	3.11	3.50
Cost of funds	0.52	0.29	0.50	0.86	0.38	0.42
Net interest margin	3.24	3.36	4.03	4.12	2.58	3.22
Avg Earning Assets/Avg Assets	94.11	90.94	90.71	90.49	90.84	95.25

SELECTED FINANCIAL DATA - First Bank
(Dollars in Thousands)

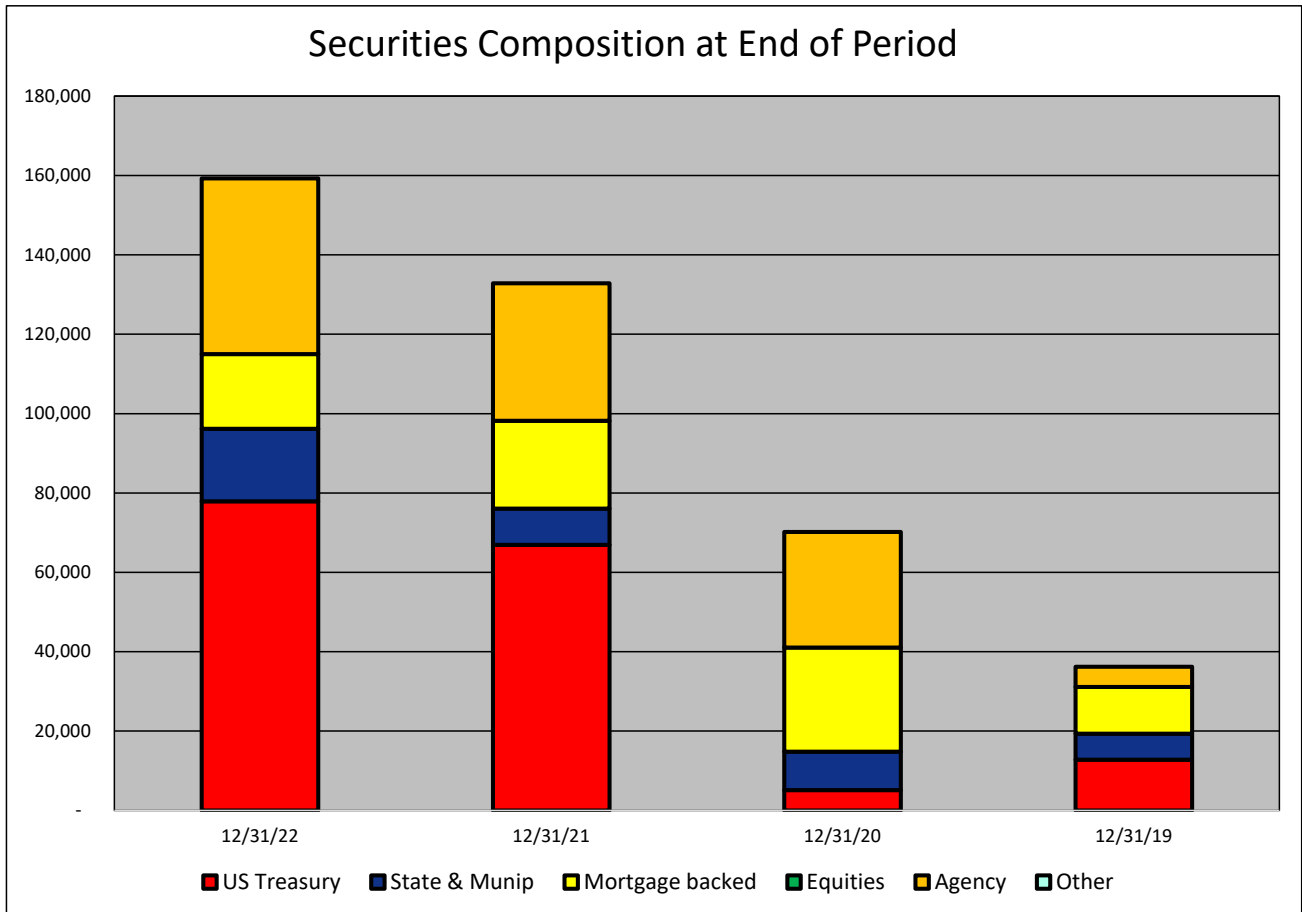
As of:	12/31/22	12/31/21	12/31/20	12/31/19	\$ Change 12 MTHS	% Change 12 MTHS
Total Assets	691,261	596,226	498,965	395,367	95,035	15.94
Cash and Equivalents	111,654	72,568	62,763	57,731	39,086	53.86
Securities	159,255	132,811	70,155	36,185	26,444	19.91
Loans, net	396,949	370,003	346,517	280,920	26,946	7.28
Deposit Accounts	639,390	542,835	453,845	354,795	96,555	17.79
Fed Funds & Repos	-	-	-	-	-	NA
Total Equity	48,366	50,347	42,582	37,949	(1,981)	(3.93)

Period Ending	12/31/22	12/31/21	12/31/20	12/31/19	\$ Change 12 MTHS	% Change 12 MTHS
Net Earnings	6,910	5,188	4,575	3,831	1,722	33.19
Interest Income	22,024	18,126	18,362	16,304	3,898	21.51
Interest Expense	1,965	900	1,315	1,957	1,065	118.33
Net Interest Income	20,059	17,226	17,047	14,347	2,833	16.45
Prov for Loan Loss	420	360	1,600	445	60	16.67
Noninterest income	4,193	3,386	3,010	2,948	807	23.83
Gain on Sale of Securities	-	3	1	8	(3)	(100.00)
Noninterest Expense	14,866	13,503	12,540	11,827	1,363	10.09
Net Operating Income	8,966	6,749	5,917	5,023	2,217	32.85
Income Taxes	2,056	1,564	1,343	1,200	492	31.46



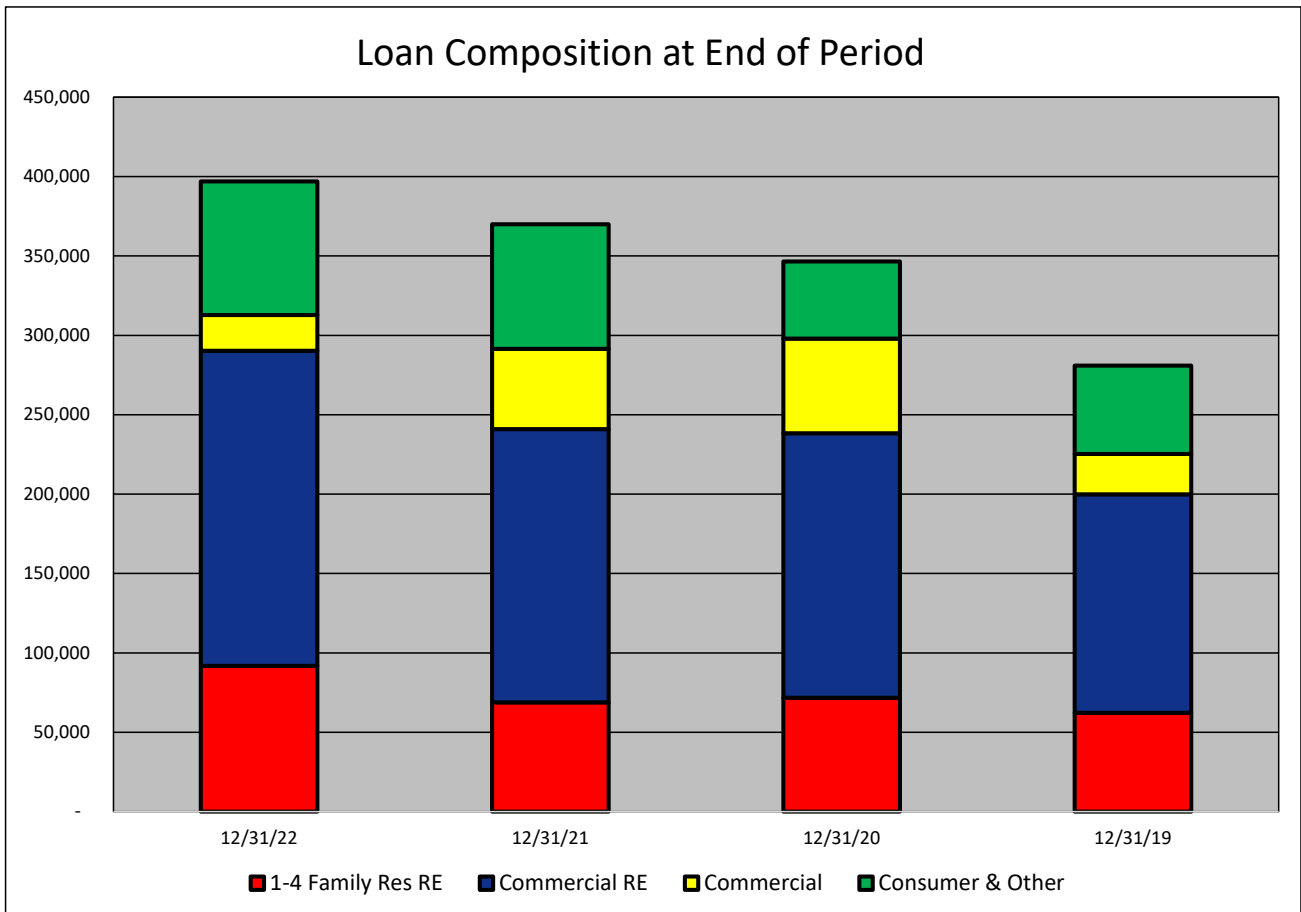
SECURITIES COMPOSITION - First Bank
(Dollars in Thousands)

As of:	12/31/22	12/31/21	12/31/20	12/31/19	\$ Change 12 MTHS	% Change 12 MTHS
SECURITIES CATEGORY:						
US Treasury	77,898	66,951	5,128	12,771	10,947	16.35
State & Munip	18,292	9,082	9,684	6,581	9,210	101.41
Mortgage backed	18,778	22,135	26,253	11,742	(3,357)	(15.17)
Equities	-	-	-	-	-	NA
Agency	44,287	34,643	29,090	5,091	9,644	27.84
Other	-	-	-	-	-	NA
Total Securities	159,255	132,811	70,155	36,185	26,444	19.91



LOAN PORTFOLIO COMPOSITION - First Bank
(Dollars in Thousands)

As of:	12/31/22	12/31/21	12/31/20	12/31/19	\$ Change 12 MTHS	% Change 12 MTHS
LOAN CATEGORY:						
1-4 Family Res RE	91,869	68,876	71,651	62,250	22,993	33.38
Commercial RE	198,363	172,079	166,626	137,531	26,284	15.27
Commercial	22,543	50,590	59,594	25,479	(28,047)	(55.44)
Consumer & Other	84,174	78,458	48,646	55,660	5,716	7.29
Loans, Net	396,949	370,003	346,517	280,920	26,946	7.28



LOAN PORTFOLIO QUALITY - First Bank
(Dollars in Thousands)

As of:	12/31/22	12/31/21	12/31/20	12/31/19	\$ Change 12 MTHS	% Change 12 MTHS
--------	----------	----------	----------	----------	----------------------	---------------------

LOAN LOSS RESERVE ACTIVITY:

Beginning Balance	6,467	6,059	4,400	3,926	408	6.73
Total Recoveries	128	62	94	80	66	106.45
Total Charge-offs	5	14	35	50	(9)	(64.29)
Provision Expense	420	360	1,600	445	60	16.67
Writedown Transfer Loans HFS	-	-	-	-	-	NA
Adjustments	-	-	-	-	-	NA
Ending Balance	7,010	6,467	6,059	4,400	543	8.40

NON-PERFORMING ASSETS:

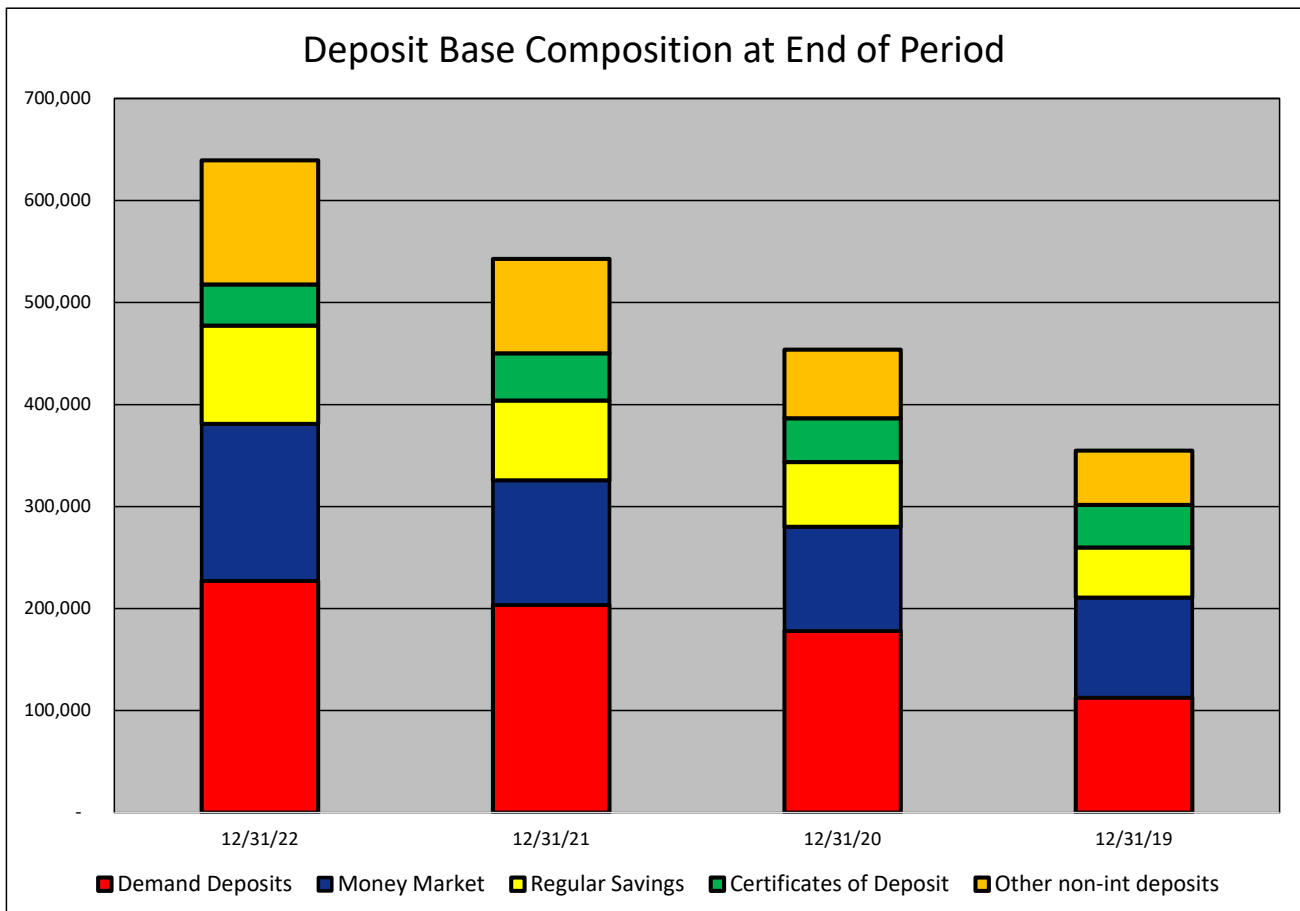
Total-90+ Days Past Due	442	-	1,040	-	442	NA
Total-Nonaccrual	2,165	145	15	147	2,020	1,393.10
Foreclosed Real Estate	-	-	-	32	-	NA
Total Non-perf Assets	2,607	145	1,055	179	2,462	1,697.93

DEPOSIT BASE COMPOSITION - First Bank
(Dollars in Thousands)

As of:	12/31/22	12/31/21	12/31/20	12/31/19	\$ Change 12 MTHS	% Change 12 MTHS
--------	----------	----------	----------	----------	----------------------	---------------------

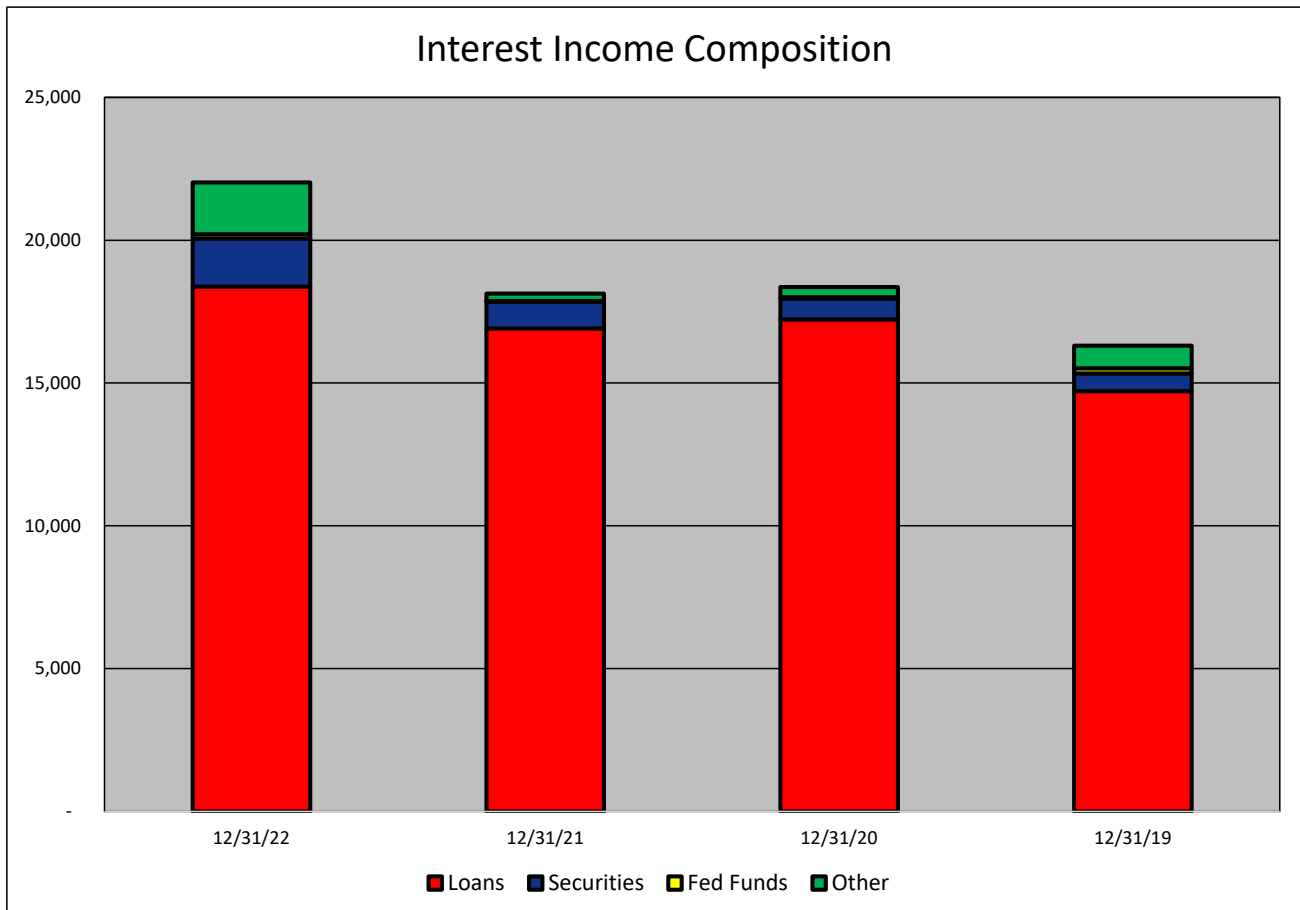
DEPOSIT BASE CATEGORY:

Demand Deposits	227,162	203,688	177,978	112,757	23,474	11.52
Money Market	153,865	121,925	102,079	97,954	31,940	26.20
Regular Savings	96,253	78,437	63,575	49,098	17,816	22.71
Certificates of Deposit	40,383	46,189	42,857	41,703	(5,806)	(12.57)
Other non-int deposits	121,727	92,596	67,356	53,283	29,131	31.46
Total Deposits	639,390	542,835	453,845	354,795	96,555	17.79



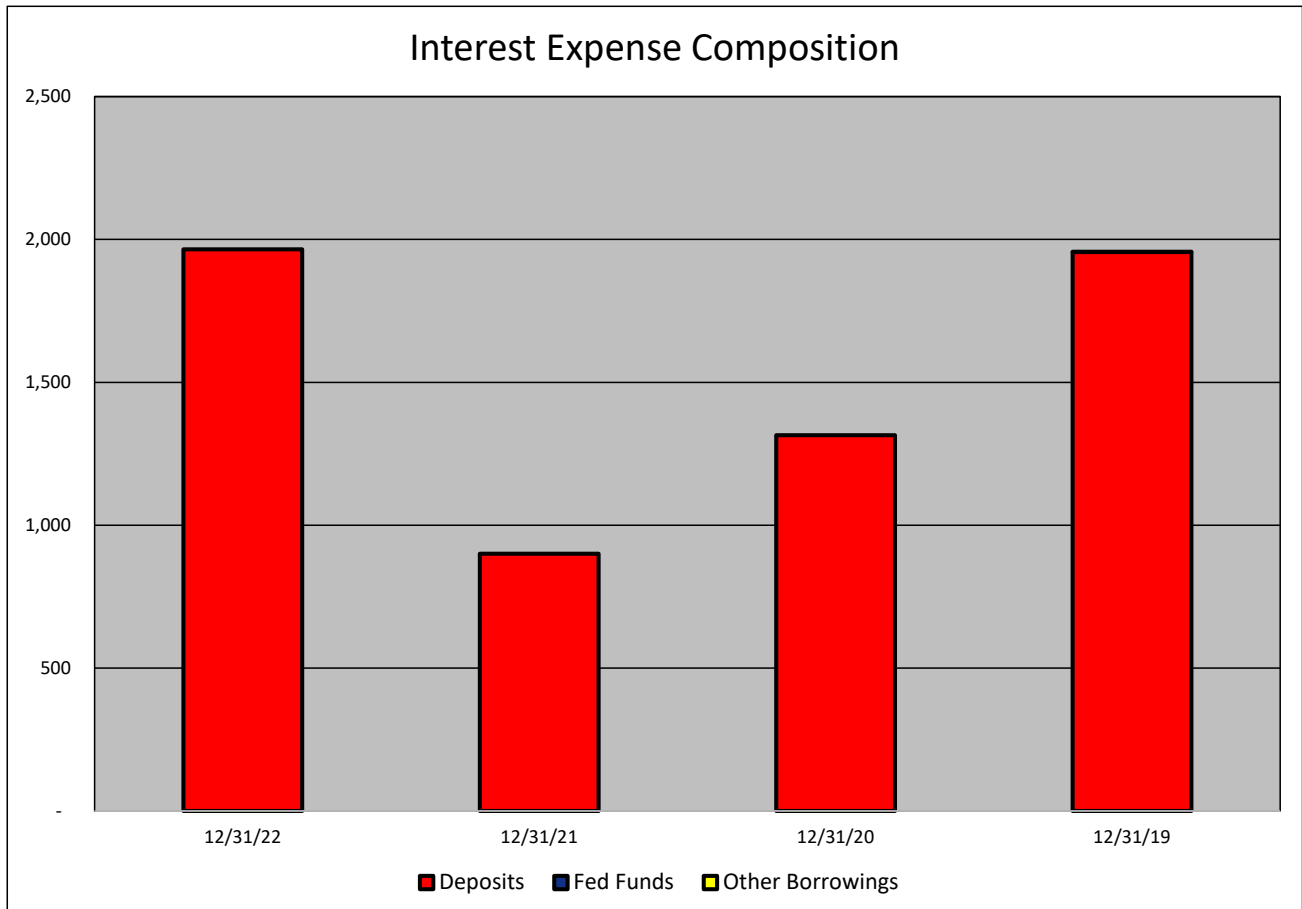
INTEREST INCOME COMPOSITION- First Bank
(Dollars in Thousands)

As of:	12/31/22	12/31/21	12/31/20	12/31/19	\$ Change 12 MTHS	% Change 12 MTHS
INTEREST INCOME CATEGORY						
Loans	18,381	16,914	17,228	14,713	1,467	8.67
Securities	1,678	932	720	622	746	80.04
Fed Funds	153	29	51	182	124	427.59
Other	1,812	251	363	787	1,561	621.91
Total Int Income	22,024	18,126	18,362	16,304	3,898	21.51



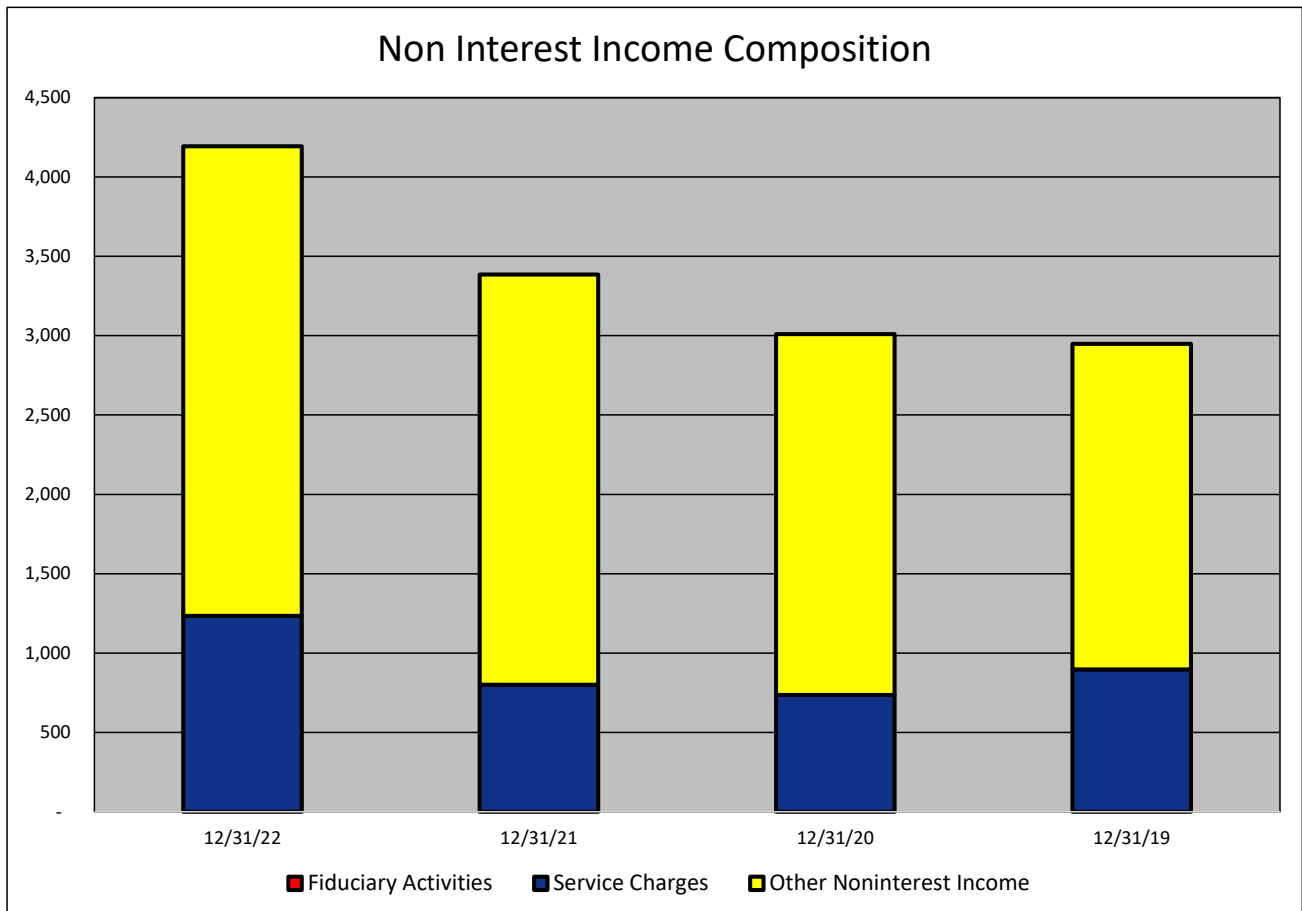
INTEREST EXPENSE COMPOSITION- First Bank
(Dollars in Thousands)

As of:	12/31/22	12/31/21	12/31/20	12/31/19	\$ Change 12 MTHS	% Change 12 MTHS
INTEREST EXPENSE CATEGORY						
Deposits	1,965	900	1,315	1,956	1,065	118.33
Fed Funds	-	-	-	1	-	NA
Other Borrowings	-	-	-	-	-	NA
Total Int Expense	<u>1,965</u>	<u>900</u>	<u>1,315</u>	<u>1,957</u>	<u>1,065</u>	<u>118.33</u>



NONINTEREST INCOME COMPOSITION- First Bank
(Dollars in Thousands)

As of:	12/31/22	12/31/21	12/31/20	12/31/19	\$ Change 12 MTHS	% Change 12 MTHS
NONINTEREST INCOME CATEGORY						
Fiduciary Activities	-	-	-	-	-	NA
Service Charges	1,234	800	736	897	434	54.25
Other Noninterest Income	2,959	2,586	2,274	2,051	373	14.42
Total Nonint. Income	4,193	3,386	3,010	2,948	807	23.83

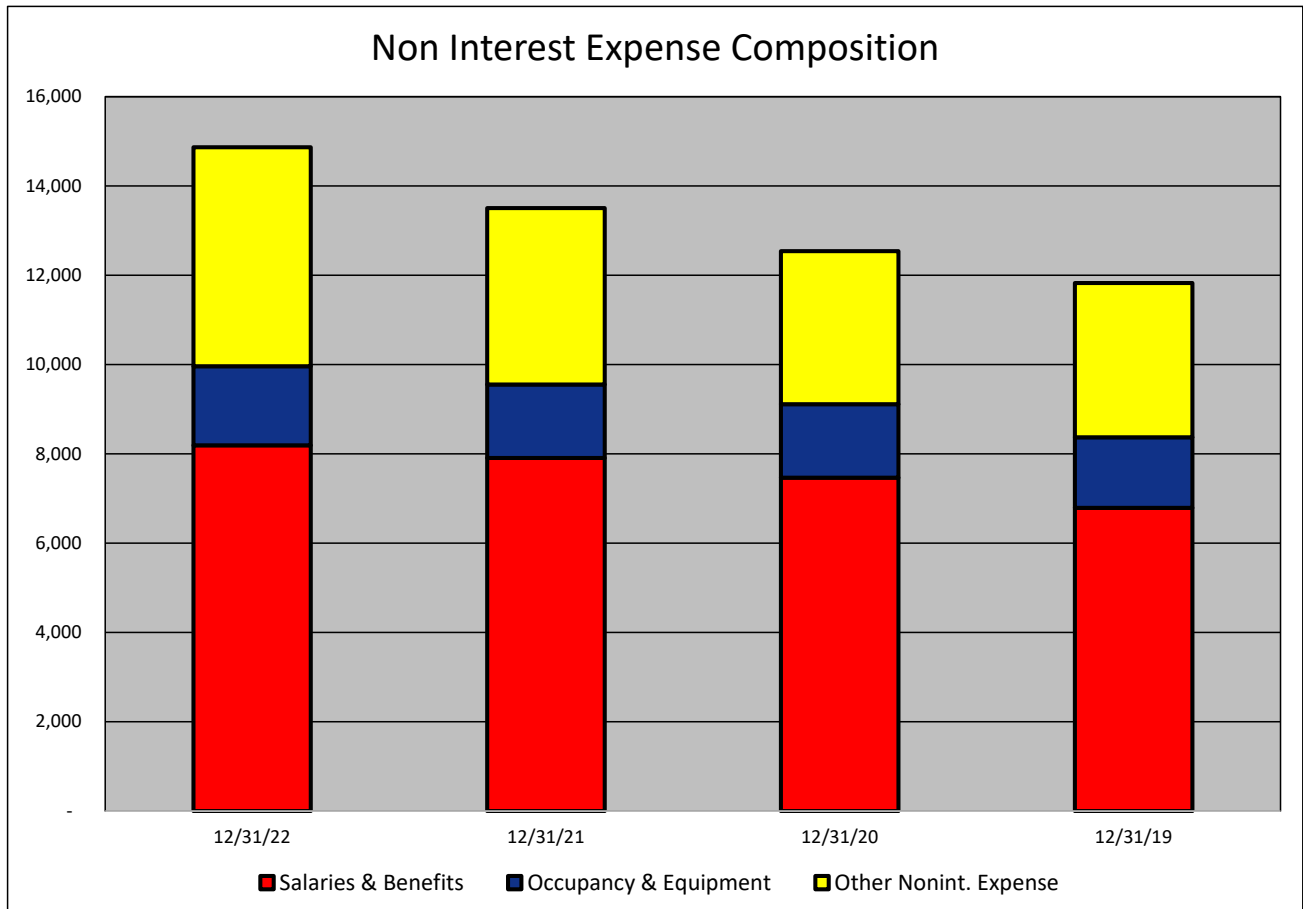


NONINTEREST EXPENSE COMPOSITION- First Bank
(Dollars in Thousands)

As of:	12/31/22	12/31/21	12/31/20	12/31/19	\$ Change 12 MTHS	% Change 12 MTHS
--------	----------	----------	----------	----------	----------------------	---------------------

NONINTEREST EXPENSE CATEGORY

Salaries & Benefits	8,189	7,907	7,469	6,789	282	3.57
Occupancy & Equipment	1,775	1,647	1,643	1,583	128	7.77
Other Nonint. Expense	4,902	3,949	3,428	3,455	953	24.13
Total Nonint. Expense	14,866	13,503	12,540	11,827	1363	10.09



PEER GROUP COMPARISONS REPORT
Central Florida Group

BALANCE SHEET

Institution name	Total Assets \$000		% Change in Assets
	This Year	Last Year	
Cogent Bank	1,476,523	1,076,177	37.20
Sunrise Bank	447,727	373,745	19.79
First Bank	691,261	596,226	15.94
Heartland National Bank	738,123	658,568	12.08
Citizens Bank And Trust	1,324,883	1,214,010	9.13
Surety Bank	216,989	199,684	8.67
United Southern Bank	892,197	847,789	5.24
First National Bank Of Wauchula	89,713	85,600	4.80
Southstate Bank, National Association	43,900,126	41,943,825	4.66
The First National Bank Of Mount Dora	387,221	373,897	3.56
Wauchula State Bank	972,344	944,582	2.94
Axiom Bank, National Association	661,535	651,305	1.57
Crews Bank & Trust	226,132	224,249	0.84
Bank Of Central Florida	961,073	963,095	(0.21)
Mainstreet Community Bank Of Florida	747,614	769,519	(2.85)
Citizens First Bank	3,828,547	3,978,260	(3.76)
Commerce Bank & Trust	151,773	159,803	(5.02)
First Colony Bank Of Florida	295,933	314,151	(5.80)
Winter Park National Bank	713,985	797,240	(10.44)

Select Peer Average	3,090,721	2,956,407	5.18
----------------------------	-----------	-----------	------

PEER GROUP COMPARISONS REPORT
Central Florida Group

BALANCE SHEET

Institution name	Total Loans \$000		% Change in Loans
	This Year	Last Year	
Cogent Bank	1,225,265	824,167	48.67
Sunrise Bank	358,036	250,312	43.04
Bank Of Central Florida	618,424	455,678	35.72
Citizens Bank And Trust	626,902	498,028	25.88
Winter Park National Bank	381,884	303,797	25.70
Southstate Bank, National Association	30,206,830	24,119,889	25.24
Commerce Bank & Trust	110,921	91,503	21.22
Citizens First Bank	1,222,148	1,085,570	12.58
United Southern Bank	340,304	304,829	11.64
Crews Bank & Trust	90,650	83,406	8.69
The First National Bank Of Mount Dora	105,453	97,322	8.35
First Bank	396,949	370,003	7.28
Mainstreet Community Bank Of Florida	466,970	443,952	5.18
First National Bank Of Wauchula	65,345	62,695	4.23
Heartland National Bank	155,056	149,267	3.88
Wauchula State Bank	549,915	533,661	3.05
Axiom Bank, National Association	443,053	444,502	(0.33)
First Colony Bank Of Florida	171,382	177,898	(3.66)
Surety Bank	77,233	80,567	(4.14)

Select Peer Average	1,979,617	1,598,792	14.85
----------------------------	-----------	-----------	-------

PEER GROUP COMPARISONS REPORT
Central Florida Group

CAPITAL RATIOS
For the year ended December 31, 2022

Institution name	Equity/ Assets	Leverage Ratio	Tier 1 Risk- based Ratio	Risk based Capital Ratio	Common Equity Tier 1 Capital Ratio
Axiom Bank, National Association	13.32	13.19	17.63	18.47	17.63
Citizens First Bank	7.41	10.95	16.35	17.16	16.35
Surety Bank	7.12	10.77	22.35	23.35	22.35
The First National Bank Of Mount Dora	6.39	10.62	14.67	15.50	14.67
First National Bank Of Wauchula	8.95	10.43	0.00	0.00	0.00
Wauchula State Bank	9.30	9.63	0.00	0.00	0.00
Mainstreet Community Bank Of Florida	7.42	9.45	0.00	0.00	0.00
Sunrise Bank	8.12	9.44	0.00	0.00	0.00
Southstate Bank, National Association	12.21	9.39	11.80	12.69	11.80
Commerce Bank & Trust	6.10	9.16	12.56	13.81	12.56
Cogent Bank	8.05	8.93	10.19	11.42	10.19
First Colony Bank Of Florida	7.89	8.51	13.17	14.42	13.17
First Bank	7.00	8.48	13.85	15.10	13.85
Crews Bank & Trust	7.52	8.46	19.45	20.72	19.45
Bank Of Central Florida	7.24	8.39	12.33	13.11	12.33
United Southern Bank	2.51	8.35	15.04	16.30	15.04
Heartland National Bank	5.94	7.39	23.89	24.99	23.89
Citizens Bank And Trust	0.24	7.07	12.28	13.12	12.28
Winter Park National Bank	5.53	6.76	10.82	11.77	10.82

Select Peer Average	7.28	9.23	11.91	12.73	11.91
----------------------------	------	------	-------	-------	-------

PEER GROUP COMPARISONS REPORT
Central Florida Group

BALANCE SHEET RATIOS
For the year ended December 31, 2022

Institution name	Loans/ Deposits	Gross Loans/ Assets	Securities/ Assets
Cogent Bank	97.07	82.98	13.24
Sunrise Bank	88.99	79.97	15.82
Southstate Bank, National Association	82.88	68.81	18.25
First National Bank Of Wauchula	81.65	72.84	7.02
Commerce Bank & Trust	80.83	73.08	21.33
Axiom Bank, National Association	78.62	66.97	10.20
Bank Of Central Florida	70.29	64.35	29.59
Mainstreet Community Bank Of Florida	67.90	62.46	29.09
Wauchula State Bank	63.95	56.56	26.01
First Colony Bank Of Florida	63.27	57.91	18.57
First Bank	62.08	57.42	23.04
Winter Park National Bank	57.20	53.49	37.77
Citizens Bank And Trust	51.81	47.32	48.82
Crews Bank & Trust	43.48	40.09	29.50
United Southern Bank	41.89	38.14	47.14
Surety Bank	40.80	35.59	14.31
Citizens First Bank	37.66	31.92	62.79
The First National Bank Of Mount Dora	31.59	27.23	64.99
Heartland National Bank	22.49	21.01	42.41

Select Peer Average	61.29	54.64	29.47
----------------------------	-------	-------	-------

PEER GROUP COMPARISONS REPORT
Central Florida Group

PROFITABILITY RATIOS
For the year ended December 31, 2022

Institution name	Avg Total Assets (\$000)	Return on Avg Assets	Return on Avg Equity
Surety Bank	207,413	3.13	40.83
First Colony Bank Of Florida	304,543	1.84	24.03
Wauchula State Bank	968,592	1.53	15.99
Winter Park National Bank	755,148	1.39	24.94
Citizens First Bank	4,041,376	1.24	16.28
Cogent Bank	1,280,206	1.24	14.73
Sunrise Bank	435,141	1.22	15.03
The First National Bank Of Mount Dora	388,896	1.16	15.52
Southstate Bank, National Association	45,184,001	1.15	9.83
United Southern Bank	855,805	1.10	30.30
Heartland National Bank	718,814	1.07	17.30
Crews Bank & Trust	223,091	1.06	13.38
First Bank	658,618	1.05	14.53
Mainstreet Community Bank Of Florida	784,194	1.03	14.29
Citizens Bank And Trust	1,340,721	0.89	34.48
Bank Of Central Florida	1,040,914	0.86	13.74
Commerce Bank & Trust	177,230	0.69	11.56
First National Bank Of Wauchula	88,300	0.68	7.54
Axiom Bank, National Association	652,981	0.08	0.57

Select Peer Average	3,163,473	1.18	17.62
----------------------------	------------------	-------------	--------------

PEER GROUP COMPARISONS REPORT
Central Florida Group

PROFITABILITY RATIOS
For the year ended December 31, 2022

Institution name	Noninterest Income/AA	Net Overhead Ratio	Efficiency Ratio	Assets (per million) per Employee
Winter Park National Bank	0.07	0.96	39.69	25.50
First Colony Bank Of Florida	0.14	1.46	44.28	16.44
Citizens First Bank	0.67	0.72	45.97	9.55
Heartland National Bank	0.27	0.99	47.14	13.18
Surety Bank	3.35	(0.41)	47.67	5.71
Wauchula State Bank	0.50	1.47	50.40	4.21
Southstate Bank, National Association	0.75	1.35	55.67	8.73
Cogent Bank	0.53	2.15	56.53	8.39
Sunrise Bank	0.10	1.99	56.85	7.85
Bank Of Central Florida	0.19	1.54	59.29	10.33
United Southern Bank	0.59	1.50	59.29	5.95
Mainstreet Community Bank Of Florida	0.34	1.77	59.57	7.26
First Bank	0.64	1.62	60.99	6.91
Crews Bank & Trust	0.52	1.79	67.63	9.83
Citizens Bank And Trust	0.69	1.52	67.77	6.94
The First National Bank Of Mount Dora	1.92	1.50	69.47	4.96
Commerce Bank & Trust	0.23	2.18	75.34	6.90
First National Bank Of Wauchula	0.35	3.59	84.08	3.32
Axiom Bank, National Association	0.95	3.93	109.28	4.38

Select Peer Average	0.67	1.66	60.89	8.76
----------------------------	------	------	-------	------

PEER GROUP COMPARISONS REPORT
Central Florida Group

ASSET QUALITY RATIOS
For the year ended December 31, 2022

Institution name	Reserves/ Loans	Nonperf Loans/ Total Loans	Nonperf Assets/ Total Assets	Adjusted Texas Ratio
Bank Of Central Florida	0.92	0.00	0.00	0.00
Commerce Bank & Trust	1.51	0.00	0.00	0.00
First Colony Bank Of Florida	1.68	0.00	0.00	0.00
Mainstreet Community Bank Of Florida	1.44	0.01	0.00	0.06
Sunrise Bank	1.26	0.00	0.00	0.00
Winter Park National Bank	1.19	0.00	0.00	0.00
Crews Bank & Trust	2.78	0.03	0.01	0.12
Citizens First Bank	1.77	0.12	0.04	0.43
Citizens Bank And Trust	1.08	0.21	0.10	13.13
The First National Bank Of Mount Dora	2.20	0.42	0.12	1.65
United Southern Bank	2.85	0.37	0.14	3.95
First National Bank Of Wauchula	1.30	0.21	0.15	1.54
Heartland National Bank	1.62	0.97	0.21	3.28
Southstate Bank, National Association	1.18	0.36	0.25	2.31
Cogent Bank	1.22	0.35	0.29	3.22
First Bank	1.77	0.66	0.38	4.35
Wauchula State Bank	2.00	0.80	0.45	4.31
Surety Bank	1.27	1.44	0.51	6.75
Axiom Bank, National Association	0.90	0.83	0.58	4.23

Select Peer Average	1.58	0.36	0.17	2.60
----------------------------	------	------	------	------

PEER GROUP COMPARISONS REPORT
Central Florida Group

STATEMENT OF CONDITION (% OF ASSETS)
For the year ended December 31, 2022

Institution name	Cash & Nointerest bearing Deps	Interest- bearing Bal	Fed Funds Sold & Repos	Held to Maturity Secs	Available for Sale Secs
Surety Bank	27.78	18.83	0.00	0.00	14.31
First National Bank Of Wauchula	6.76	9.08	0.00	0.00	7.02
Axiom Bank, National Association	3.57	13.63	0.00	0.00	10.20
First Bank	2.24	12.46	1.45	0.00	23.04
Wauchula State Bank	1.51	15.67	0.00	19.87	6.13
Commerce Bank & Trust	1.37	1.05	0.00	0.00	21.33
Southstate Bank, National Association	1.25	1.45	0.29	6.11	12.13
Mainstreet Community Bank Of Florida	1.19	2.04	0.32	0.00	29.09
Heartland National Bank	0.90	33.23	0.00	0.00	42.41
United Southern Bank	0.84	9.09	0.00	1.35	45.79
Crews Bank & Trust	0.74	28.72	0.00	18.65	10.85
Citizens First Bank	0.71	0.59	0.02	0.00	62.79
Sunrise Bank	0.67	1.69	0.00	1.12	14.70
First Colony Bank Of Florida	0.60	22.77	0.00	10.42	8.15
Winter Park National Bank	0.58	6.19	0.00	22.67	15.10
The First National Bank Of Mount Dora	0.56	0.63	0.00	0.00	64.99
Bank Of Central Florida	0.48	2.16	0.00	0.00	29.59
Citizens Bank And Trust	0.32	1.06	0.00	0.00	48.82
Cogent Bank	0.23	2.83	0.00	0.00	13.24

Select Peer Average	2.75	9.64	0.11	4.22	25.25
----------------------------	-------------	-------------	-------------	-------------	--------------

PEER GROUP COMPARISONS REPORT
Central Florida Group

STATEMENT OF CONDITION (% OF ASSETS)
For the year ended December 31, 2022

Institution name	Net Loans & Leases	Premises & Fixed Assets	Total Real Estate Owned	Intangible Assets
Cogent Bank	81.97	0.42	0.00	0.07
Sunrise Bank	78.96	1.97	0.00	0.01
Commerce Bank & Trust	71.98	0.12	0.00	0.00
First National Bank Of Wauchula	71.89	1.42	0.00	0.00
Southstate Bank, National Association	67.93	1.23	0.00	4.84
Axiom Bank, National Association	66.37	2.75	0.03	0.20
Bank Of Central Florida	63.76	1.36	0.00	0.02
Mainstreet Community Bank Of Florida	61.45	2.33	0.00	0.01
First Colony Bank Of Florida	56.94	0.53	0.00	0.00
First Bank	56.41	2.12	0.00	0.00
Wauchula State Bank	55.42	0.74	0.00	0.00
Winter Park National Bank	52.85	0.45	0.00	0.00
Citizens Bank And Trust	46.80	1.24	0.00	0.00
Crews Bank & Trust	38.97	1.67	0.00	0.00
United Southern Bank	37.06	1.14	0.00	0.00
Surety Bank	35.14	0.93	0.00	0.00
Citizens First Bank	31.09	1.20	0.00	0.35
The First National Bank Of Mount Dora	26.64	1.33	0.00	0.00
Heartland National Bank	20.65	0.53	0.00	0.00

Select Peer Average	53.80	1.24	0.00	0.29
----------------------------	-------	------	------	------

PEER GROUP COMPARISONS REPORT
Central Florida Group

STATEMENT OF CONDITION (% OF TOTAL FUNDING SOURCES)
For the year ended December 31, 2022

Institution name	Non Interest Bearing Deps	Interest Bearing Deps	Total Deps	Total Fed Funds & Repos	Other Borrowed Money
Crews Bank & Trust	46.14	53.86	100.00	0.00	0.00
Bank Of Central Florida	42.42	57.02	99.43	0.57	0.00
Mainstreet Community Bank Of Florida	41.06	58.94	100.00	0.00	0.00
First Colony Bank Of Florida	40.43	59.57	100.00	0.00	0.00
Sunrise Bank	38.49	60.53	99.02	0.00	0.98
The First National Bank Of Mount Dora	37.85	54.83	92.68	0.00	7.32
Surety Bank	37.72	56.32	94.04	0.00	5.96
Citizens Bank And Trust	37.65	57.73	95.38	2.26	2.36
Wauchula State Bank	37.47	61.34	98.81	1.17	0.03
Southstate Bank, National Association	35.85	62.64	98.49	1.50	0.01
First Bank	35.53	64.47	100.00	0.00	0.00
Cogent Bank	35.52	58.17	93.69	0.00	6.31
Commerce Bank & Trust	33.68	63.87	97.55	2.45	0.00
First National Bank Of Wauchula	33.19	66.81	100.00	0.00	0.00
Winter Park National Bank	30.48	68.79	99.27	0.73	0.00
United Southern Bank	29.02	65.18	94.20	0.00	5.80
Heartland National Bank	26.32	73.68	100.00	0.00	0.00
Axiom Bank, National Association	24.84	75.16	100.00	0.00	0.00
Citizens First Bank	17.55	74.67	92.22	3.35	4.43

Select Peer Average	34.80	62.82	97.62	0.63	1.75
----------------------------	-------	-------	-------	------	------

PEER GROUP COMPARISONS REPORT
Central Florida Group

YIELDS, COSTS & SPREADS - ASSET YIELDS
For the year ended December 31, 2022

Institution name	Yield on Earning Assets	Cost of Funds	Net Interest Margin	Avg Earning Assets/AA
First National Bank Of Wauchula	5.11	0.36	4.86	88.98
Cogent Bank	4.66	0.84	4.19	100.07
Surety Bank	4.15	0.40	3.84	70.75
Axiom Bank, National Association	4.38	0.87	3.75	93.82
Sunrise Bank	4.11	0.83	3.65	97.90
First Colony Bank Of Florida	3.64	0.23	3.43	98.67
Wauchula State Bank	3.48	0.14	3.40	98.45
Southstate Bank, National Association	3.43	0.16	3.33	90.16
Mainstreet Community Bank Of Florida	3.38	0.16	3.29	97.22
First Bank	3.55	0.52	3.24	94.11
Commerce Bank & Trust	3.40	0.61	3.02	96.99
Crews Bank & Trust	2.97	0.10	2.91	97.87
United Southern Bank	3.01	0.16	2.91	100.39
Bank Of Central Florida	3.12	0.54	2.80	97.06
The First National Bank Of Mount Dora	2.92	0.22	2.80	98.91
Citizens Bank And Trust	2.91	0.52	2.60	96.82
Winter Park National Bank	3.07	0.73	2.58	96.91
Heartland National Bank	2.64	0.27	2.46	97.37
Citizens First Bank	2.50	0.29	2.29	97.39
Select Peer Average	3.50	0.42	3.22	95.25