

Crews Bank & Trust

Arcadia, FL

Established

7/17/1973

Florida Bank and Thrift Performance Report

Table of Contents

Title	Page
PEER GROUP POSITION	1
EXECUTIVE SUMMARY	2
SELECTED FINANCIAL DATA	3
SECURITIES COMPOSITION	4
LOAN PORTFOLIO COMPOSITION	5
LOAN PORTFOLIO QUALITY	6
DEPOSIT BASE COMPOSITION	7
INTEREST INCOME COMPOSITION	8
INTEREST EXPENSE COMPOSITION	9
NONINTEREST INCOME COMPOSITION	10
NONINTEREST EXPENSE COMPOSITION	11
PEER GROUP COMPARISONS REPORT	12-22

FLORIDA BANKING TEAM

Ted Hacker, Robert Brink, Steve Kania, David Ajvazi, Michael Squitieri, Erica Hines, Sacha Widmaier, Anthony Hagbartsen, Madeline Bogumil, Lauren Klindt, Phillip Berdeguer, Andrew Joyce, Dylan Frayne, Mai Tran, Meranda Joseph, Patricia Romero, Vanessa Hossler, Adam McCord, Michael Law, Joseph Fazio, Allyson Wiitala, Jacob Ingram, Rachel Jean, Kevin Bui

Information contained herein was obtained from FIS is believed to be reliable however, accuracy is not guaranteed and all peer and state averages are simple averages.

PEER GROUP POSITION
For the
Central Florida Group

For the six months June 30, 2023

Institution name	Total Assets (\$'000's)
Southstate Bank, National Association	44,928,402
Citizens First Bank	3,636,417
Cogent Bank	1,610,245
Citizens Bank And Trust	1,300,269
Bank Of Central Florida	1,031,612
United Southern Bank	896,285
Wauchula State Bank	887,225
Axiom Bank, National Association	809,982
Mainstreet Community Bank Of Florida	782,172
Winter Park National Bank	779,120
Heartland National Bank	752,086
First Bank	720,449
Sunrise Bank	482,499
The First National Bank Of Mount Dora	389,044
First Colony Bank Of Florida	271,110
Surety Bank	206,910
Crews Bank & Trust	204,054
Commerce Bank & Trust	169,059
First National Bank Of Wauchula	87,441

Institution name	Return on Avg Assets (%)
Surety Bank	3.17
Wauchula State Bank	2.09
Crews Bank & Trust	1.79
Heartland National Bank	1.75
First Colony Bank Of Florida	1.71
Cogent Bank	1.38
Winter Park National Bank	1.37
Citizens First Bank	1.34
Southstate Bank, National Association	1.24
Sunrise Bank	1.16
The First National Bank Of Mount Dora	1.09
First Bank	1.03
First National Bank Of Wauchula	1.02
United Southern Bank	1.02
Mainstreet Community Bank Of Florida	0.84
Bank Of Central Florida	0.82
Citizens Bank And Trust	0.76
Commerce Bank & Trust	0.60
Axiom Bank, National Association	(0.12)

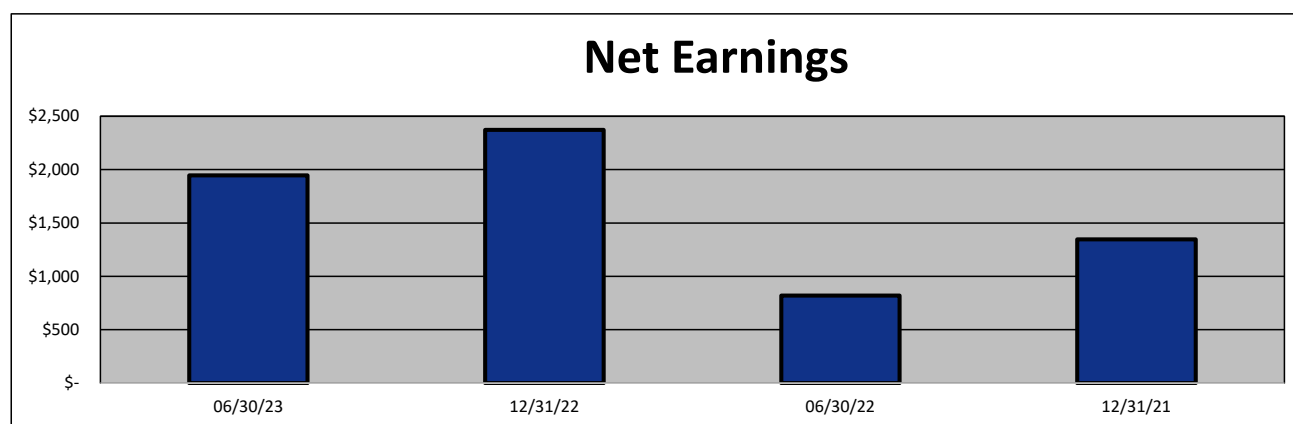
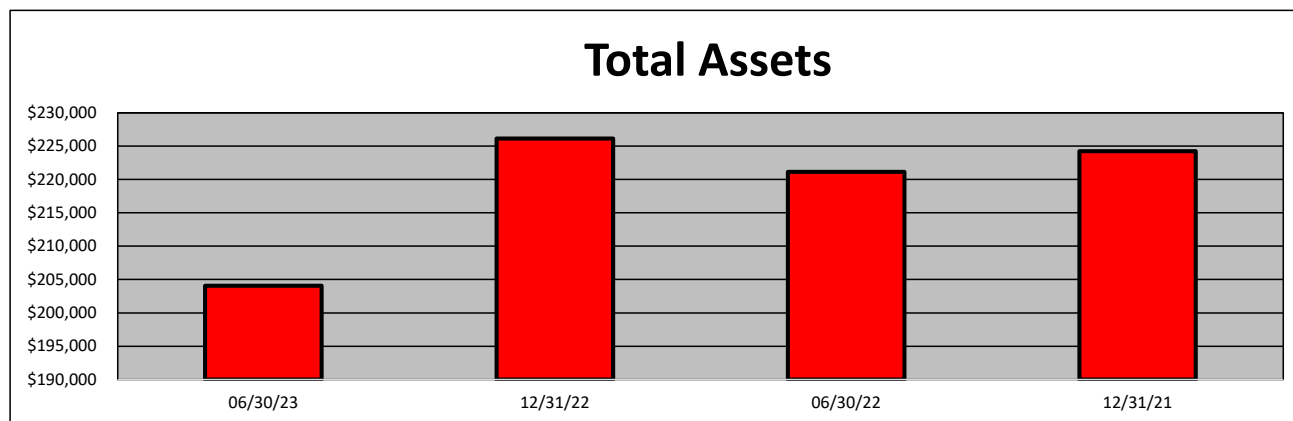
EXECUTIVE SUMMARY - Crews Bank & Trust
(Percentage)

Period Ending	06/30/23	12/31/22	06/30/22	12/31/21	State Avg.	Peer Avg.
CAPITAL RATIOS						
Equity/Assets	8.70	7.52	8.01	8.17	10.07	7.60
Leverage Ratio	9.14	8.46	8.41	8.65	11.55	9.61
Tier 1 Cap/Risk Based Assets	19.97	19.45	19.88	0.00	15.29	12.21
Risk Based Ratio	21.24	20.72	21.15	0.00	16.18	13.08
Common Equity Tier 1 Capital Ratio	19.97	19.45	19.88	0.00	15.12	12.21
BALANCE SHEET RATIOS:						
Loan/Deposit Ratio	49.77	43.48	43.39	40.63	63.37	62.07
Loans/Assets	45.08	40.09	39.78	37.19	53.26	55.26
Securities/Assets	29.23	29.50	35.29	25.06	21.40	28.09
PROFITABILITY:						
Return on Avg Assets	1.79	1.06	0.72	0.65	0.22	1.27
Return on Avg Equity	22.01	13.38	9.14	7.18	8.39	22.78
Nonint Income/Avg Assets	0.56	0.52	0.51	0.61	0.87	0.70
Net Overhead Ratio	1.90	1.79	1.75	1.90	2.24	1.78
Efficiency Ratio	57.41	67.63	74.74	80.06	156.28	61.03
Assets (per million) per Employee	9.72	9.83	10.05	10.68	10.10	8.71
ASSET QUALITY:						
Reserves/Loans	2.73	2.78	2.86	3.02	1.34	1.55
Nonperforming Loans/Total Loans	0.02	0.03	0.08	0.56	0.44	0.43
Nonperforming Assets/Total Assets	0.01	0.01	0.03	0.21	0.27	0.23
Adjusted Texas Ratio	0.08	0.12	0.35	2.23	2.33	2.77
YIELDS & COSTS:						
Yield on earning assets	4.08	2.97	2.60	2.64	3.08	4.42
Cost of funds	0.70	0.10	0.10	0.20	0.32	1.54
Net interest margin	3.73	2.91	2.55	2.53	2.68	3.56
Avg Earning Assets/Avg Assets	98.82	97.87	97.16	97.91	92.88	95.76

SELECTED FINANCIAL DATA - Crews Bank & Trust
(Dollars in Thousands)

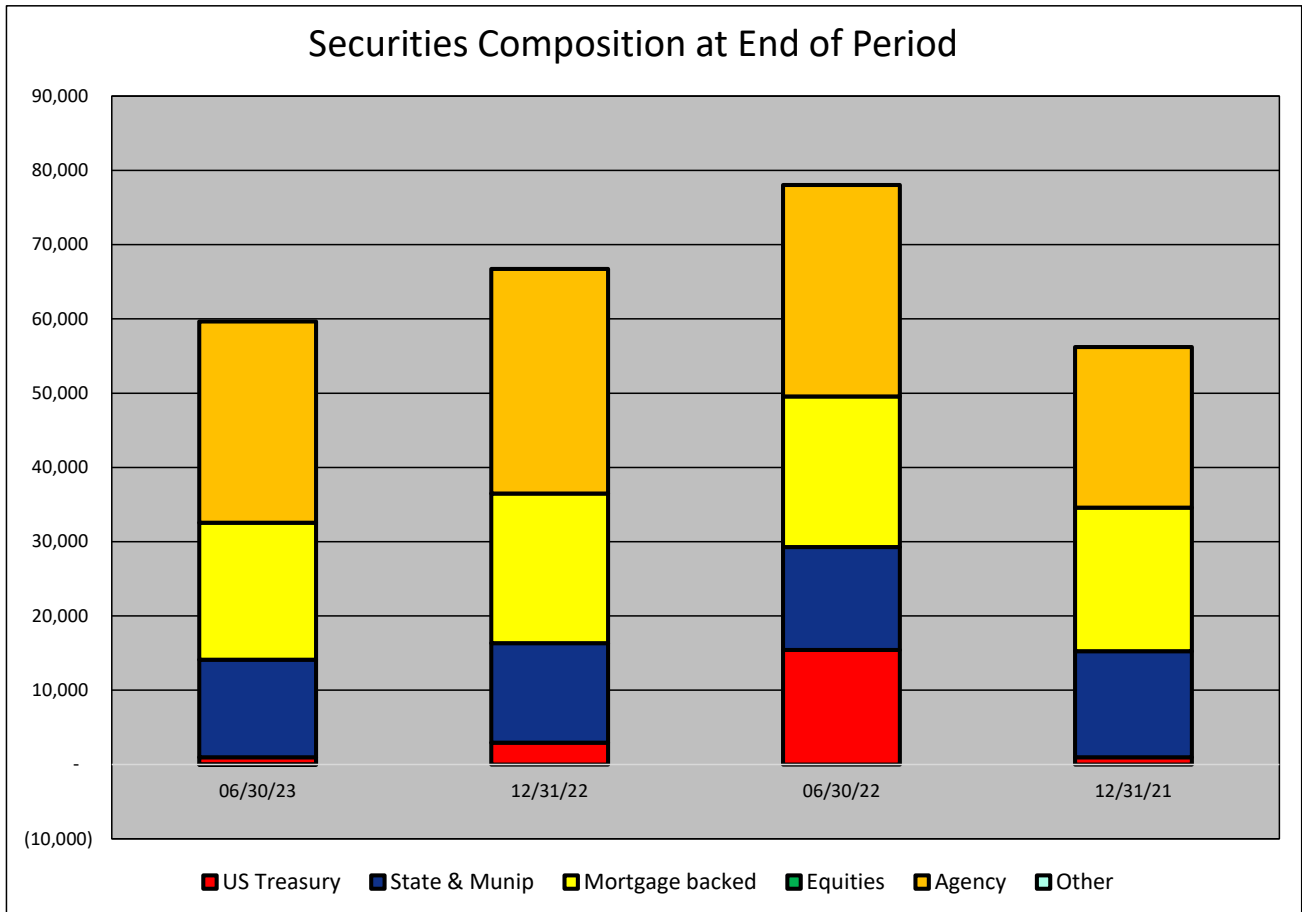
As of:	06/30/23	12/31/22	06/30/22	12/31/21	\$ Change 12 MTHS	% Change 12 MTHS
Total Assets	204,054	226,132	221,133	224,249	(17,079)	(7.72)
Cash and Equivalents	50,240	66,629	52,911	81,898	(2,671)	(5.05)
Securities	59,651	66,716	78,040	56,206	(18,389)	(23.56)
Loans, net	91,991	90,650	87,972	83,406	4,019	4.57
Deposit Accounts	184,823	208,472	202,759	205,291	(17,936)	(8.85)
Fed Funds & Repos	-	-	-	-	-	NA
Total Equity	17,743	16,999	17,717	18,331	26	0.15

Period Ending	06/30/23	12/31/22	06/30/22	12/31/21	\$ Change 12 MTHS	% Change 12 MTHS
Net Earnings	1,947	2,373	819	1,347	1,128	137.73
Interest Income	4,393	6,479	2,863	5,359	1,530	53.44
Interest Expense	373	123	61	222	312	511.48
Net Interest Income	4,020	6,356	2,802	5,137	1,218	43.47
Prov for Loan Loss	-	-	-	(149)	-	NA
Noninterest income	614	1,163	575	1,274	39	6.78
Gain on Sale of Securities	-	-	-	1	-	NA
Noninterest Expense	2,685	5,146	2,558	5,214	127	4.96
Net Operating Income	1,949	2,373	819	1,346	1,130	137.97
Income Taxes	-	-	-	-	-	NA



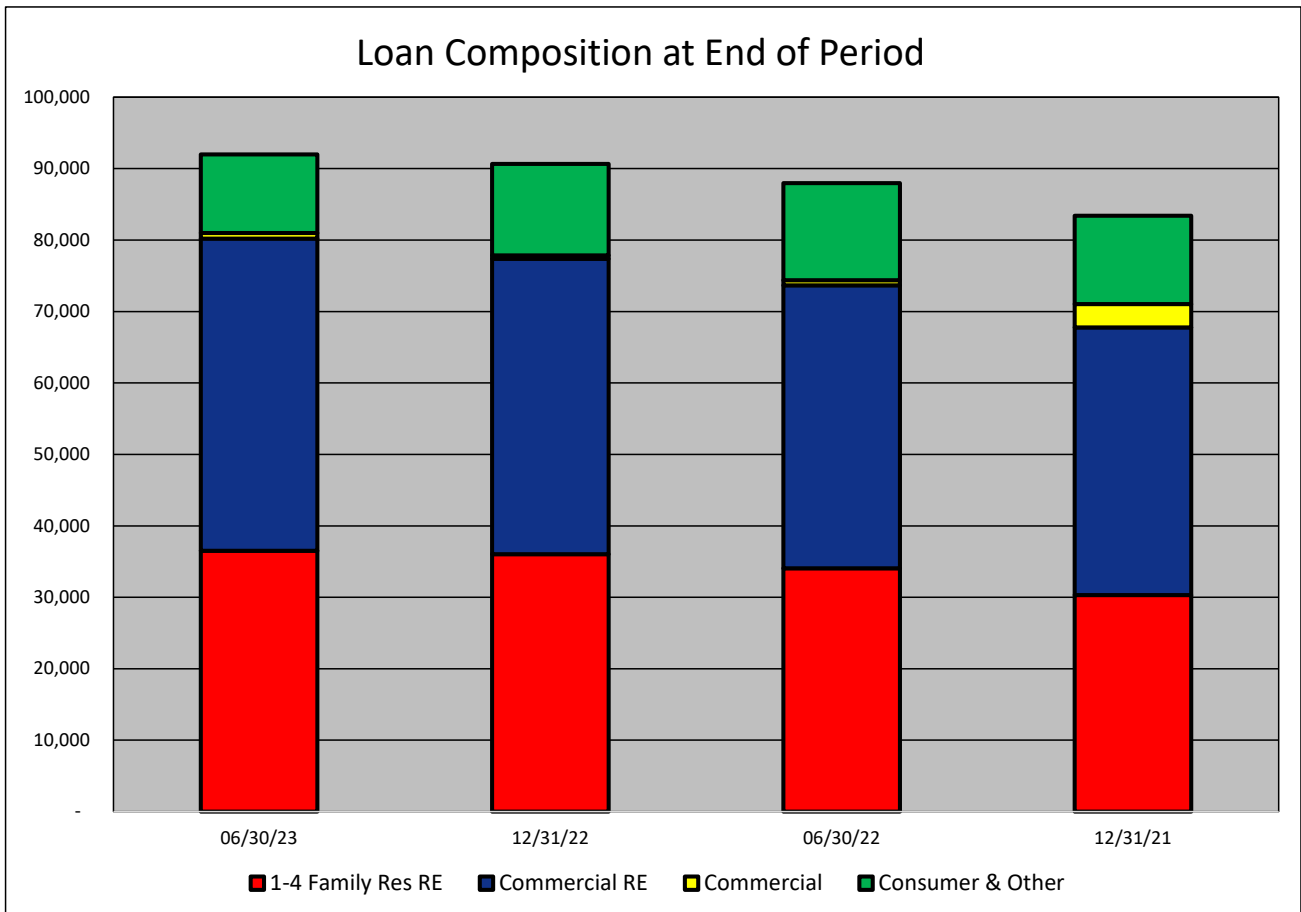
SECURITIES COMPOSITION - Crews Bank & Trust
(Dollars in Thousands)

As of:	06/30/23	12/31/22	06/30/22	12/31/21	\$ Change 12 MTHS	% Change 12 MTHS
SECURITIES CATEGORY:						
US Treasury	969	2,944	15,424	963	(14,455)	(93.72)
State & Munip	13,137	13,398	13,869	14,289	(732)	(5.28)
Mortgage backed	18,441	20,138	20,260	19,346	(1,819)	(8.98)
Equities	-	-	-	-	-	NA
Agency	27,106	30,236	28,487	21,608	(1,381)	(4.85)
Other	(2)	-	-	-	(2)	NA
Total Securities	59,651	66,716	78,040	56,206	(18,389)	(23.56)



LOAN PORTFOLIO COMPOSITION - Crews Bank & Trust
(Dollars in Thousands)

As of:	06/30/23	12/31/22	06/30/22	12/31/21	\$ Change 12 MTHS	% Change 12 MTHS
LOAN CATEGORY:						
1-4 Family Res RE	36,504	36,017	34,075	30,319	2,429	7.13
Commercial RE	43,707	41,364	39,586	37,444	4,121	10.41
Commercial	774	492	720	3,272	54	7.50
Consumer & Other	11,006	12,777	13,591	12,371	(2,585)	(19.02)
Loans, Net	91,991	90,650	87,972	83,406	4,019	4.57



LOAN PORTFOLIO QUALITY - Crews Bank & Trust
(Dollars in Thousands)

As of:	06/30/23	12/31/22	06/30/22	12/31/21	\$ Change 12 MTHS	% Change 12 MTHS
--------	----------	----------	----------	----------	----------------------	---------------------

LOAN LOSS RESERVE ACTIVITY:

Beginning Balance	2,516	2,518	2,518	2,721	(2)	(0.08)
Total Recoveries	7	29	12	123	(5)	(41.67)
Total Charge-offs	10	31	14	177	(4)	(28.57)
Provision Expense	-	-	-	(149)	-	NA
Writedown Transfer Loans HFS	-	-	-	-	-	NA
Adjustments	-	-	-	-	-	NA
Ending Balance	<u>2,513</u>	<u>2,516</u>	<u>2,516</u>	<u>2,518</u>	<u>(3)</u>	<u>(0.12)</u>

NON-PERFORMING ASSETS:

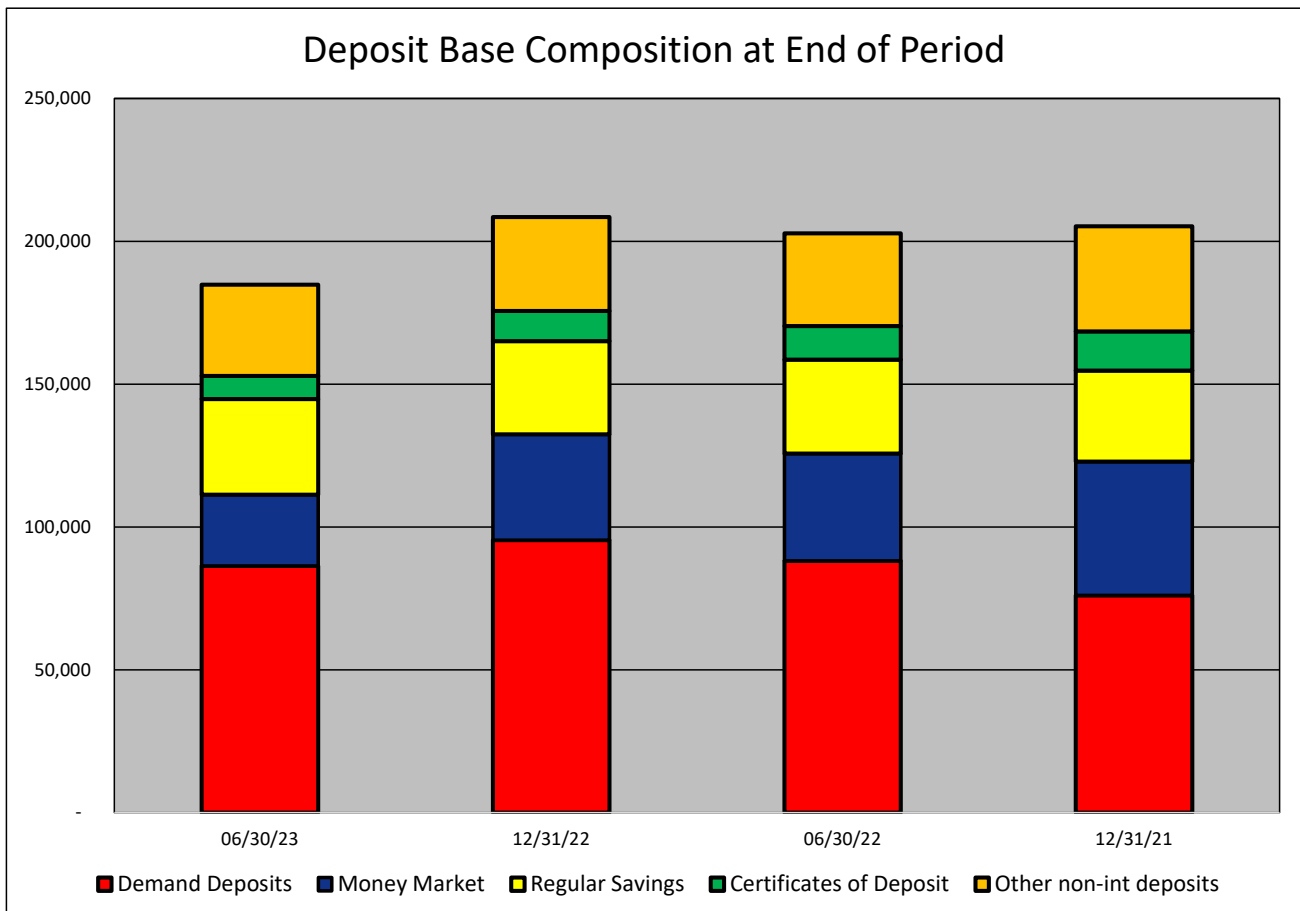
Total-90+ Days Past Due	-	-	-	-	-	NA
Total-Nonaccrual	16	24	70	465	(54)	(77.14)
Foreclosed Real Estate	-	-	-	-	-	NA
Total Non-perf Assets	<u>16</u>	<u>24</u>	<u>70</u>	<u>465</u>	<u>(54)</u>	<u>(77.14)</u>

DEPOSIT BASE COMPOSITION - Crews Bank & Trust
(Dollars in Thousands)

As of:	06/30/23	12/31/22	06/30/22	12/31/21	\$ Change 12 MTHS	% Change 12 MTHS
--------	----------	----------	----------	----------	----------------------	---------------------

DEPOSIT BASE CATEGORY:

Demand Deposits	86,363	95,377	88,176	76,076	(1,813)	(2.06)
Money Market	24,925	37,061	37,493	46,823	(12,568)	(33.52)
Regular Savings	33,482	32,587	32,927	31,884	555	1.69
Certificates of Deposit	8,118	10,612	11,706	13,691	(3,588)	(30.65)
Other non-int deposits	31,935	32,835	32,457	36,817	(522)	(1.61)
Total Deposits	184,823	208,472	202,759	205,291	(17,936)	(8.85)

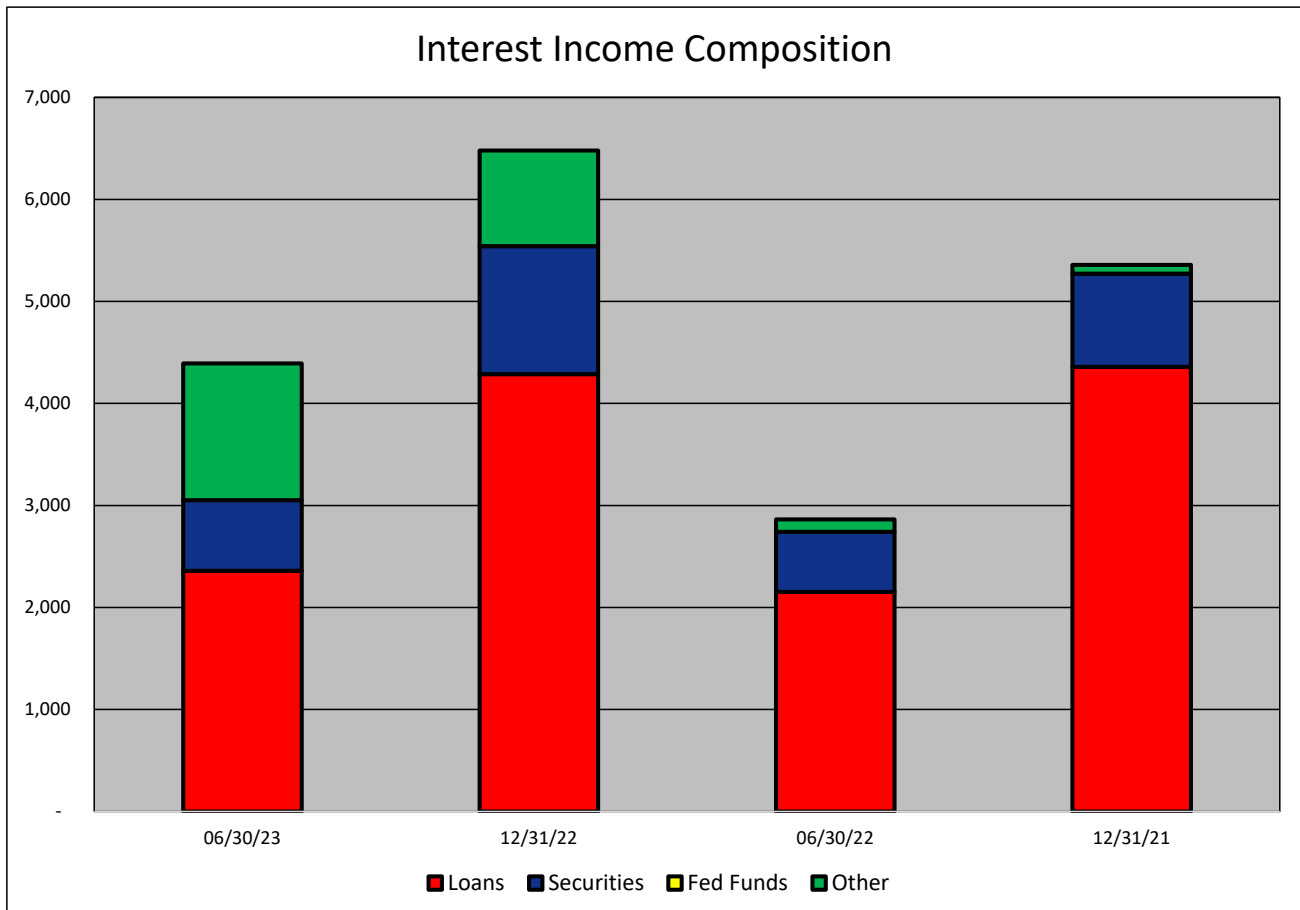


INTEREST INCOME COMPOSITION- Crews Bank & Trust
(Dollars in Thousands)

As of:	06/30/23	12/31/22	06/30/22	12/31/21	\$ Change 12 MTHS	% Change 12 MTHS
--------	----------	----------	----------	----------	----------------------	---------------------

INTEREST INCOME CATEGORY

Loans	2,359	4,286	2,152	4,359	207	9.62
Securities	693	1,255	589	914	104	17.66
Fed Funds	-	-	-	-	-	NA
Other	1,341	938	122	86	1,219	999.18
Total Int Income	4,393	6,479	2,863	5,359	1,530	53.44

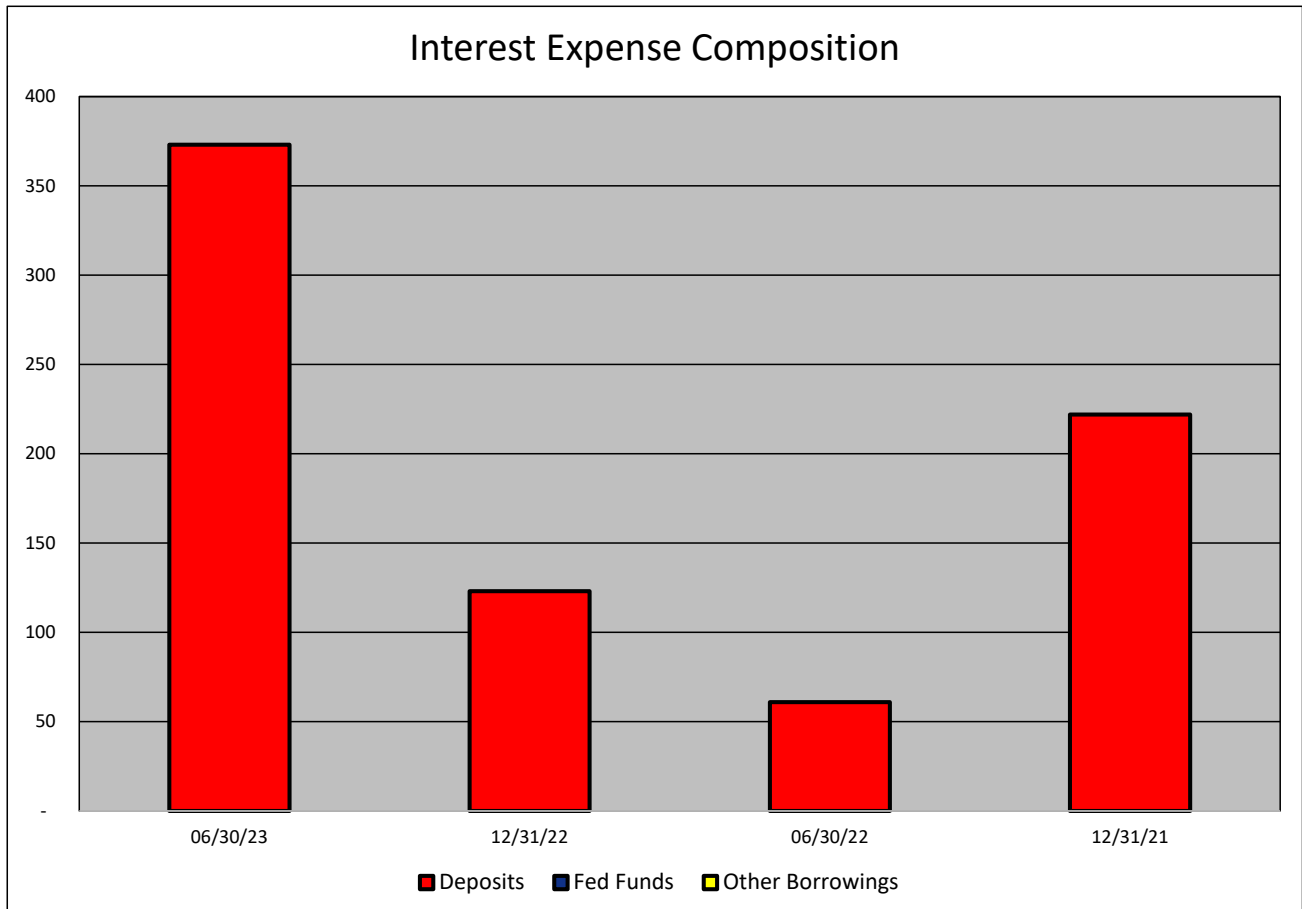


INTEREST EXPENSE COMPOSITION- Crews Bank & Trust
(Dollars in Thousands)

As of:	06/30/23	12/31/22	06/30/22	12/31/21	\$ Change 12 MTHS	% Change 12 MTHS
--------	----------	----------	----------	----------	----------------------	---------------------

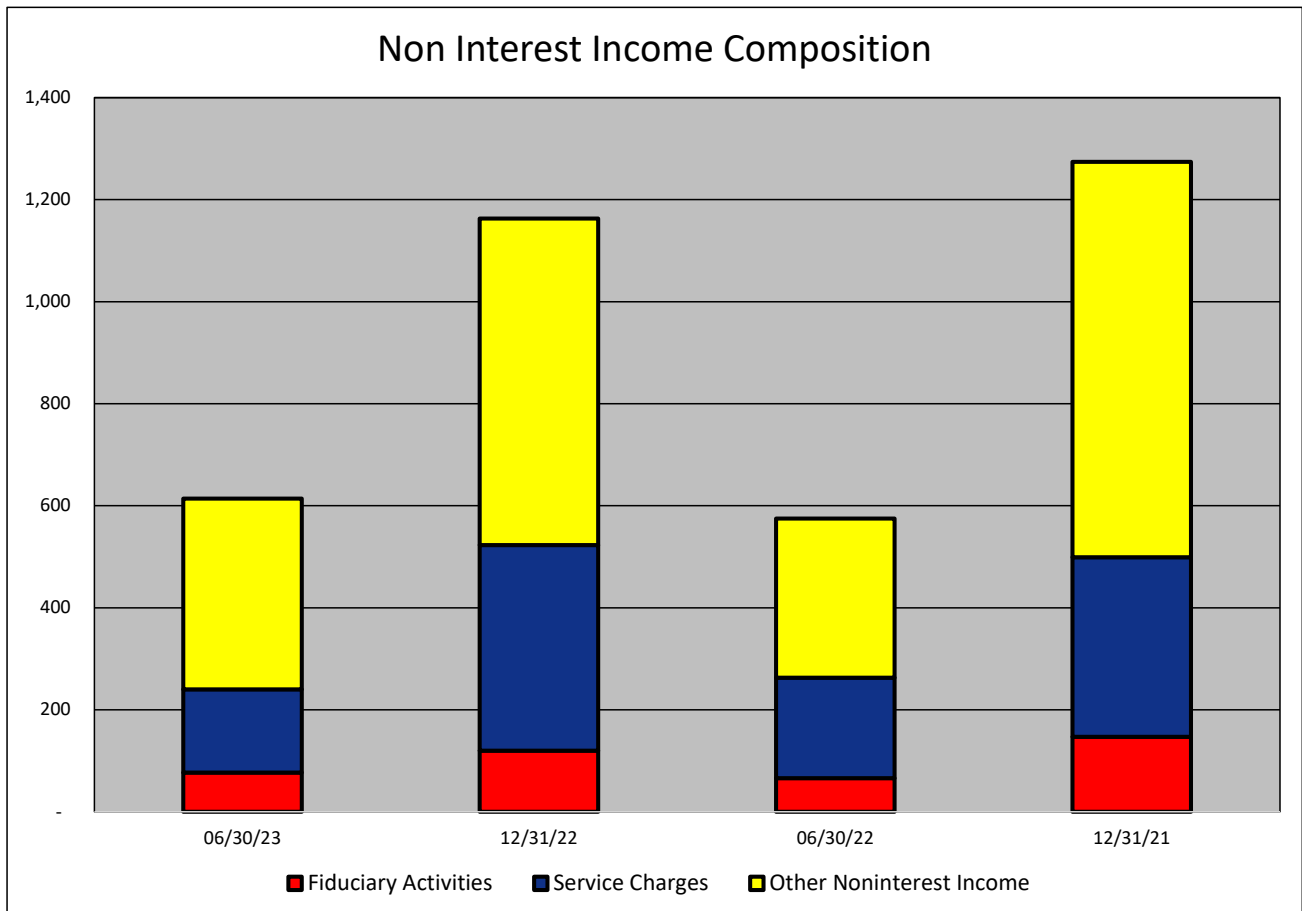
INTEREST EXPENSE CATEGORY

Deposits	373	123	61	222	312	511.48
Fed Funds	-	-	-	-	-	NA
Other Borrowings	-	-	-	-	-	NA
Total Int Expense	373	123	61	222	312	511.48



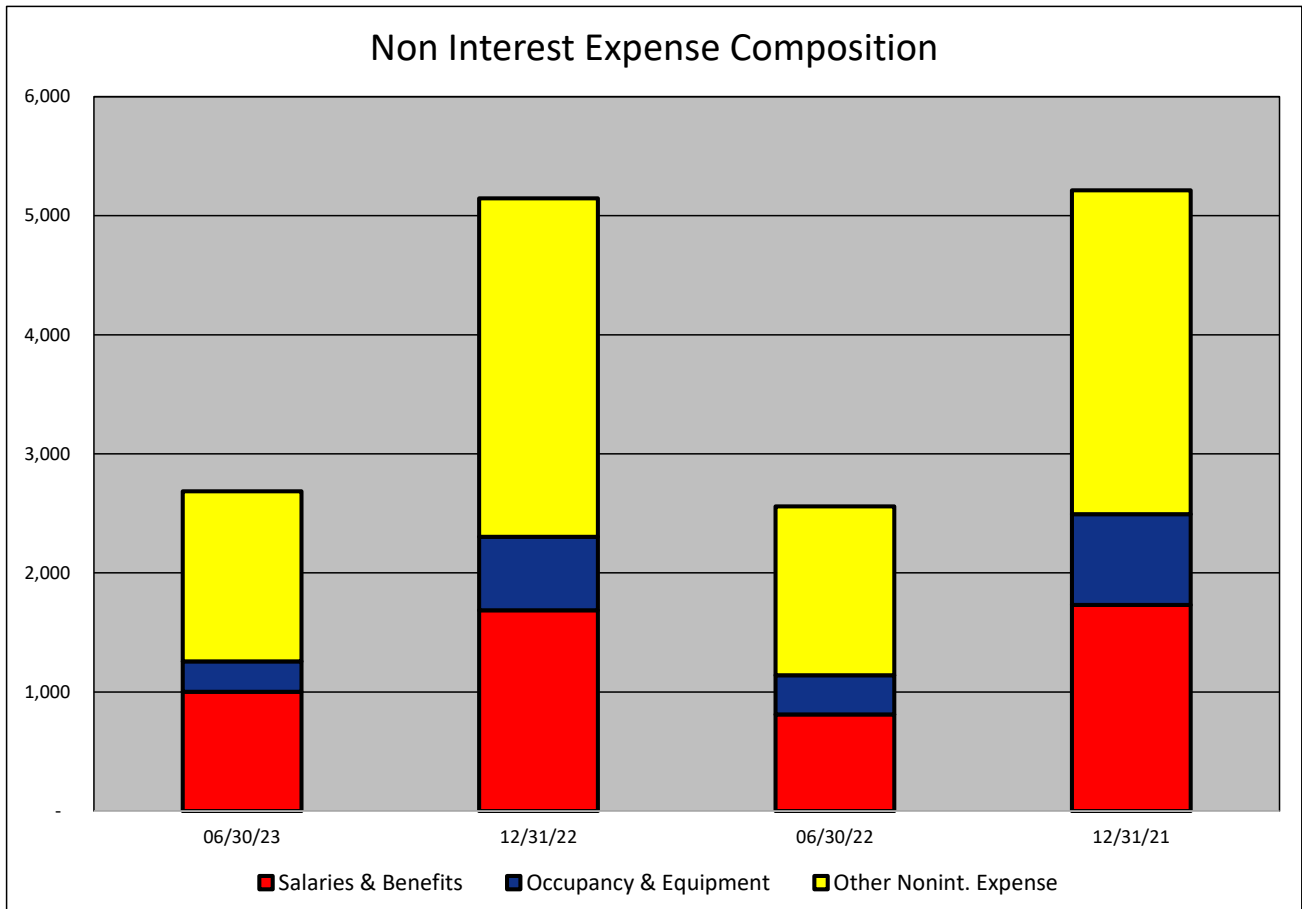
NONINTEREST INCOME COMPOSITION- Crews Bank & Trust
(Dollars in Thousands)

As of:	06/30/23	12/31/22	06/30/22	12/31/21	\$ Change 12 MTHS	% Change 12 MTHS
NONINTEREST INCOME CATEGORY						
Fiduciary Activities	77	120	66	147	11	16.67
Service Charges	163	403	197	352	(34)	(17.26)
Other Noninterest Income	374	640	312	775	62	19.87
Total Nonint. Income	614	1,163	575	1,274	39	6.78



NONINTEREST EXPENSE COMPOSITION- Crews Bank & Trust
(Dollars in Thousands)

As of:	06/30/23	12/31/22	06/30/22	12/31/21	\$ Change 12 MTHS	% Change 12 MTHS
NONINTEREST EXPENSE CATEGORY						
Salaries & Benefits	1,002	1,687	812	1,731	190	23.40
Occupancy & Equipment	255	617	328	762	(73)	(22.26)
Other Nonint. Expense	1,428	2,842	1,418	2,721	10	0.71
Total Nonint. Expense	2,685	5,146	2,558	5,214	127	4.96



PEER GROUP COMPARISONS REPORT
Central Florida Group

BALANCE SHEET

Institution name	Total Assets \$000		% Change in Assets
	This Year	Last Year	
Cogent Bank	1,610,245	1,245,824	29.25
Axiom Bank, National Association	809,982	649,853	24.64
Sunrise Bank	482,499	437,804	10.21
First Bank	720,449	654,961	10.00
Bank Of Central Florida	1,031,612	965,730	6.82
Heartland National Bank	752,086	720,396	4.40
United Southern Bank	896,285	858,678	4.38
Winter Park National Bank	779,120	751,511	3.67
Citizens Bank And Trust	1,300,269	1,292,093	0.63
First National Bank Of Wauchula	87,441	88,243	(0.91)
Southstate Bank, National Association	44,928,402	46,193,356	(2.74)
Commerce Bank & Trust	169,059	173,873	(2.77)
Mainstreet Community Bank Of Florida	782,172	804,904	(2.82)
Surety Bank	206,910	215,833	(4.13)
The First National Bank Of Mount Dora	389,044	413,915	(6.01)
Crews Bank & Trust	204,054	221,133	(7.72)
Citizens First Bank	3,636,417	4,013,943	(9.41)
Wauchula State Bank	887,225	982,248	(9.67)
First Colony Bank Of Florida	271,110	302,332	(10.33)

Select Peer Average	3,154,967	3,209,823	1.97
----------------------------	-----------	-----------	------

PEER GROUP COMPARISONS REPORT
Central Florida Group

BALANCE SHEET

Institution name	Total Loans \$000		% Change in Loans
	This Year	Last Year	
Cogent Bank	1,329,696	974,918	36.39
Citizens Bank And Trust	686,709	540,866	26.96
Winter Park National Bank	396,188	316,951	25.00
Bank Of Central Florida	656,894	527,799	24.46
Commerce Bank & Trust	112,662	93,570	20.40
Sunrise Bank	369,901	314,106	17.76
United Southern Bank	355,467	314,090	13.17
Axiom Bank, National Association	488,636	432,118	13.08
Southstate Bank, National Association	31,579,736	28,009,146	12.75
Wauchula State Bank	589,045	533,819	10.35
The First National Bank Of Mount Dora	108,970	98,895	10.19
First Bank	388,834	355,295	9.44
Mainstreet Community Bank Of Florida	485,726	446,287	8.84
Surety Bank	77,235	71,616	7.85
First National Bank Of Wauchula	68,014	63,087	7.81
Crews Bank & Trust	91,991	87,972	4.57
Heartland National Bank	152,235	148,548	2.48
Citizens First Bank	1,206,469	1,197,582	0.74
First Colony Bank Of Florida	169,195	177,378	(4.61)

Select Peer Average	2,069,137	1,826,529	13.03
----------------------------	-----------	-----------	-------

PEER GROUP COMPARISONS REPORT
Central Florida Group

CAPITAL RATIOS
For the six months June 30, 2023

Institution name	Equity/ Assets	Leverage Ratio	Tier 1 Risk- based Ratio	Risk based Capital Ratio	Common Equity Tier 1 Capital Ratio
Citizens First Bank	8.81	12.13	17.63	18.51	17.63
Surety Bank	8.25	12.03	24.00	25.06	24.00
Axiom Bank, National Association	10.67	12.01	15.27	16.46	15.27
Wauchula State Bank	11.27	11.60	0.00	0.00	0.00
First National Bank Of Wauchula	9.76	10.98	0.00	0.00	0.00
The First National Bank Of Mount Dora	7.03	10.93	15.31	16.13	15.31
Southstate Bank, National Association	12.39	9.81	12.04	13.18	12.04
Mainstreet Community Bank Of Florida	7.50	9.75	0.00	0.00	0.00
First Colony Bank Of Florida	8.60	9.52	13.29	14.55	13.29
Sunrise Bank	7.64	9.32	0.00	0.00	0.00
Commerce Bank & Trust	5.61	9.20	12.22	13.48	12.22
Crews Bank & Trust	8.70	9.14	19.97	21.24	19.97
Cogent Bank	8.14	8.52	10.34	11.58	10.34
Bank Of Central Florida	7.10	8.52	13.28	14.22	13.28
Heartland National Bank	6.87	8.44	26.27	27.38	26.27
First Bank	7.23	8.31	14.44	15.69	14.44
United Southern Bank	3.08	8.30	15.19	16.44	15.19
Citizens Bank And Trust	0.50	7.24	12.06	13.00	12.06
Winter Park National Bank	5.21	6.81	10.65	11.63	10.65

Select Peer Average	7.60	9.61	12.21	13.08	12.21
----------------------------	------	------	-------	-------	-------

PEER GROUP COMPARISONS REPORT
Central Florida Group

BALANCE SHEET RATIOS
For the six months June 30, 2023

Institution name	Loans/ Deposits	Gross Loans/ Assets	Securities/ Assets
Cogent Bank	91.46	82.58	13.82
First National Bank Of Wauchula	88.16	77.78	6.88
Sunrise Bank	86.78	76.66	14.87
Southstate Bank, National Association	85.68	70.29	16.77
Wauchula State Bank	75.66	66.39	27.70
Commerce Bank & Trust	73.62	66.64	18.18
Bank Of Central Florida	69.15	63.68	23.11
First Colony Bank Of Florida	68.83	62.41	19.30
Axiom Bank, National Association	68.04	60.33	5.92
Mainstreet Community Bank Of Florida	67.68	62.10	25.86
Winter Park National Bank	59.92	50.85	33.23
First Bank	58.56	53.97	25.59
Citizens Bank And Trust	55.14	52.81	43.41
Crews Bank & Trust	49.77	45.08	29.23
United Southern Bank	45.28	39.66	44.93
Surety Bank	43.86	37.33	15.10
Citizens First Bank	38.05	33.18	60.57
The First National Bank Of Mount Dora	31.51	28.01	63.96
Heartland National Bank	22.18	20.24	45.30

Select Peer Average	62.07	55.26	28.09
----------------------------	-------	-------	-------

PEER GROUP COMPARISONS REPORT
Central Florida Group

PROFITABILITY RATIOS
For the six months June 30, 2023

Institution name	Avg Total Assets (\$000)	Return on Avg Assets	Return on Avg Equity
Surety Bank	193,886	3.17	37.45
Wauchula State Bank	916,933	2.09	20.02
Crews Bank & Trust	217,889	1.79	22.01
Heartland National Bank	745,363	1.75	27.10
First Colony Bank Of Florida	281,214	1.71	20.54
Cogent Bank	1,557,061	1.38	17.14
Winter Park National Bank	758,780	1.37	25.77
Citizens First Bank	3,869,205	1.34	16.70
Southstate Bank, National Association	45,189,218	1.24	10.20
Sunrise Bank	474,210	1.16	14.75
The First National Bank Of Mount Dora	388,780	1.09	15.86
First Bank	717,653	1.03	14.53
First National Bank Of Wauchula	88,650	1.02	10.91
United Southern Bank	907,512	1.02	35.75
Mainstreet Community Bank Of Florida	783,248	0.84	11.34
Bank Of Central Florida	1,078,328	0.82	12.29
Citizens Bank And Trust	1,383,370	0.76	111.31
Commerce Bank & Trust	161,632	0.60	10.09
Axiom Bank, National Association	689,784	(0.12)	(0.91)

Select Peer Average	3,179,090	1.27	22.78
----------------------------	-----------	------	-------

PEER GROUP COMPARISONS REPORT
Central Florida Group

PROFITABILITY RATIOS
For the six months June 30, 2023

Institution name	Noninterest Income/AA	Net Overhead Ratio	Efficiency Ratio	Assets (per million) per Employee
Heartland National Bank	0.27	1.03	35.43	12.13
Winter Park National Bank	0.07	1.03	43.45	26.87
Citizens First Bank	0.62	0.98	46.91	8.96
First Colony Bank Of Florida	0.10	1.67	48.04	14.27
Wauchula State Bank	0.53	1.63	48.76	3.82
Surety Bank	3.71	(0.26)	51.17	5.75
Southstate Bank, National Association	0.73	1.44	53.05	8.70
Cogent Bank	0.38	2.22	56.51	8.13
Crews Bank & Trust	0.56	1.90	57.41	9.72
First Bank	0.97	1.38	60.06	6.86
United Southern Bank	0.60	1.54	60.37	5.90
Bank Of Central Florida	0.20	1.76	63.96	10.53
Sunrise Bank	0.10	2.23	65.17	8.46
Mainstreet Community Bank Of Florida	0.31	1.90	66.46	7.82
The First National Bank Of Mount Dora	1.95	1.71	71.59	4.52
Citizens Bank And Trust	0.68	1.61	73.53	6.70
Commerce Bank & Trust	0.16	2.46	78.69	8.05
First National Bank Of Wauchula	0.35	3.67	78.73	3.12
Axiom Bank, National Association	1.00	4.00	100.25	5.23

Select Peer Average	0.70	1.78	61.03	8.71
----------------------------	------	------	-------	------

PEER GROUP COMPARISONS REPORT
Central Florida Group

ASSET QUALITY RATIOS
For the six months June 30, 2023

Institution name	Reserves/ Loans	Nonperf Loans/ Total Loans	Nonperf Assets/ Total Assets	Adjusted Texas Ratio
Commerce Bank & Trust	1.53	0.00	0.00	0.00
Bank Of Central Florida	0.99	0.00	0.00	0.00
First Colony Bank Of Florida	1.76	0.00	0.00	0.00
Mainstreet Community Bank Of Florida	1.23	0.00	0.00	0.00
Sunrise Bank	1.28	0.00	0.00	0.00
Winter Park National Bank	1.21	0.00	0.00	0.00
Crews Bank & Trust	2.73	0.02	0.01	0.08
Citizens First Bank	1.71	0.09	0.03	0.28
The First National Bank Of Mount Dora	1.70	0.33	0.09	1.25
Citizens Bank And Trust	1.04	0.18	0.10	9.11
Cogent Bank	1.14	0.19	0.15	1.69
United Southern Bank	2.68	0.38	0.15	3.65
Heartland National Bank	1.54	0.94	0.19	2.65
First Bank	1.72	0.60	0.32	3.61
Southstate Bank, National Association	1.35	0.54	0.38	3.66
Wauchula State Bank	1.96	0.65	0.43	3.44
Surety Bank	1.29	1.32	0.49	5.62
First National Bank Of Wauchula	1.38	0.80	0.63	5.78
Axiom Bank, National Association	1.28	2.22	1.34	11.76

Select Peer Average	1.55	0.43	0.23	2.77
----------------------------	------	------	------	------

PEER GROUP COMPARISONS REPORT
Central Florida Group

STATEMENT OF CONDITION (% OF ASSETS)
For the six months June 30, 2023

Institution name	Cash & Nointerest bearing Deps	Interest- bearing Bal	Fed Funds Sold & Repos	Held to Maturity Secs	Available for Sale Secs
Surety Bank	28.23	15.55	0.00	0.00	15.10
First National Bank Of Wauchula	5.66	5.35	0.00	0.00	6.88
First Bank	1.90	13.39	1.42	0.00	25.59
Commerce Bank & Trust	1.52	10.78	0.00	0.00	18.18
Southstate Bank, National Association	1.23	1.92	0.22	5.75	11.02
Wauchula State Bank	1.21	4.17	0.00	21.90	5.80
First Colony Bank Of Florida	1.04	17.15	0.00	11.37	7.92
Winter Park National Bank	0.97	13.30	0.00	20.34	12.89
Axiom Bank, National Association	0.93	28.49	0.00	0.00	5.92
Mainstreet Community Bank Of Florida	0.92	4.48	1.92	0.00	25.86
Citizens First Bank	0.89	0.29	1.33	0.00	60.57
Heartland National Bank	0.82	31.24	0.00	0.00	45.30
Crews Bank & Trust	0.77	23.85	0.00	20.23	9.00
United Southern Bank	0.77	9.70	0.00	1.27	43.66
Sunrise Bank	0.60	5.77	0.00	1.04	13.83
The First National Bank Of Mount Dora	0.46	1.17	0.00	0.00	63.96
Bank Of Central Florida	0.43	9.55	0.00	0.00	23.11
Citizens Bank And Trust	0.36	1.03	0.00	0.00	43.41
Cogent Bank	0.13	2.94	0.00	0.00	13.82

Select Peer Average	2.57	10.53	0.26	4.31	23.78
----------------------------	-------------	--------------	-------------	-------------	--------------

PEER GROUP COMPARISONS REPORT
Central Florida Group

STATEMENT OF CONDITION (% OF ASSETS)
For the six months June 30, 2023

Institution name	Net Loans & Leases	Premises & Fixed Assets	Total Real Estate Owned	Intangible Assets
Cogent Bank	81.63	0.35	0.00	0.09
First National Bank Of Wauchula	76.71	1.41	0.00	0.00
Sunrise Bank	75.68	2.05	0.00	0.00
Southstate Bank, National Association	69.24	1.18	0.00	4.70
Commerce Bank & Trust	65.62	0.46	0.00	0.00
Wauchula State Bank	65.09	1.00	0.00	0.00
Bank Of Central Florida	63.04	1.47	0.00	0.02
First Colony Bank Of Florida	61.31	0.54	0.00	0.00
Mainstreet Community Bank Of Florida	61.25	2.20	0.00	0.01
Axiom Bank, National Association	59.55	2.26	0.00	0.15
First Bank	53.04	2.03	0.00	0.00
Citizens Bank And Trust	52.26	1.29	0.00	0.00
Winter Park National Bank	50.23	0.40	0.00	0.00
Crews Bank & Trust	43.85	1.87	0.00	0.00
United Southern Bank	38.60	1.14	0.00	0.00
Surety Bank	36.85	0.95	0.00	0.00
Citizens First Bank	32.29	1.61	0.00	0.40
The First National Bank Of Mount Dora	27.53	1.27	0.00	0.00
Heartland National Bank	19.90	0.54	0.00	0.00

Select Peer Average	54.40	1.26	0.00	0.28
----------------------------	-------	------	------	------

PEER GROUP COMPARISONS REPORT
Central Florida Group

STATEMENT OF CONDITION (% OF TOTAL FUNDING SOURCES)
For the six months June 30, 2023

Institution name	Non Interest Bearing Deps	Interest Bearing Deps	Total Deps	Total Fed Funds & Repos	Other Borrowed Money
Crews Bank & Trust	46.94	53.06	100.00	0.00	0.00
Sunrise Bank	43.86	52.96	96.82	0.00	3.18
Surety Bank	40.38	52.55	92.93	1.79	5.28
First Bank	39.81	60.19	100.00	0.00	0.00
The First National Bank Of Mount Dora	39.08	57.42	96.50	0.00	3.50
Wauchula State Bank	38.87	60.54	99.42	0.56	0.02
First Colony Bank Of Florida	38.35	61.65	100.00	0.00	0.00
Citizens Bank And Trust	38.00	59.23	97.23	1.29	1.48
Bank Of Central Florida	36.77	63.23	100.00	0.00	0.00
Mainstreet Community Bank Of Florida	35.94	64.06	100.00	0.00	0.00
First National Bank Of Wauchula	32.41	67.59	100.00	0.00	0.00
Southstate Bank, National Association	30.67	66.73	97.40	1.54	1.06
Axiom Bank, National Association	29.30	70.70	100.00	0.00	0.00
Cogent Bank	29.02	69.96	98.98	0.00	1.02
Commerce Bank & Trust	28.72	68.40	97.13	0.97	1.90
United Southern Bank	27.64	63.64	91.28	0.00	8.72
Winter Park National Bank	27.47	62.40	89.87	3.34	6.80
Heartland National Bank	25.44	73.19	98.64	1.36	0.00
Citizens First Bank	19.81	76.54	96.36	3.64	0.00

Select Peer Average	34.13	63.37	97.50	0.76	1.74
----------------------------	--------------	--------------	--------------	-------------	-------------

PEER GROUP COMPARISONS REPORT
Central Florida Group

YIELDS, COSTS & SPREADS - ASSET YIELDS
For the six months June 30, 2023

Institution name	Yield on Earning Assets	Cost of Funds	Net Interest Margin	Avg Earning Assets/AA
First National Bank Of Wauchula	5.73	0.79	5.22	91.01
Axiom Bank, National Association	6.07	2.58	4.29	92.94
Cogent Bank	5.89	2.90	4.16	100.50
Wauchula State Bank	4.28	0.67	3.91	98.66
Surety Bank	4.61	1.26	3.80	76.70
Crews Bank & Trust	4.08	0.70	3.73	98.82
Southstate Bank, National Association	4.55	1.34	3.70	90.22
Sunrise Bank	5.14	2.62	3.56	97.66
Heartland National Bank	4.44	1.37	3.49	96.78
First Colony Bank Of Florida	4.33	0.96	3.49	98.87
Mainstreet Community Bank Of Florida	4.16	1.67	3.18	94.64
Commerce Bank & Trust	4.45	2.07	3.15	98.95
First Bank	4.14	1.77	3.07	95.07
The First National Bank Of Mount Dora	3.36	0.74	2.95	98.74
Bank Of Central Florida	4.19	2.09	2.94	97.11
United Southern Bank	3.52	0.96	2.87	101.73
Citizens First Bank	3.53	1.07	2.75	97.39
Winter Park National Bank	3.99	2.20	2.53	97.53
Citizens Bank And Trust	3.43	1.56	2.51	96.10

Select Peer Average	4.42	1.54	3.56	95.76
----------------------------	------	------	------	-------