

Crews Bank & Trust

Arcadia, FL

Established

7/17/1973

Florida Bank and Thrift Performance Report

Table of Contents

Title	Page
PEER GROUP POSITION	1
EXECUTIVE SUMMARY	2
SELECTED FINANCIAL DATA	3
SECURITIES COMPOSITION	4
LOAN PORTFOLIO COMPOSITION	5
LOAN PORTFOLIO QUALITY	6
DEPOSIT BASE COMPOSITION	7
INTEREST INCOME COMPOSITION	8
INTEREST EXPENSE COMPOSITION	9
NONINTEREST INCOME COMPOSITION	10
NONINTEREST EXPENSE COMPOSITION	11
PEER GROUP COMPARISONS REPORT	12-22

FLORIDA BANKING TEAM

Ed Hacker, Robert Brink, Ted Hacker, Steve Kania, David Ajvazi, Michael Squitieri, Erica Hines, Sacha Widmaier, Kristen Moroso, Anthony Hagbartsen, Matthew Hanley, Jordan Augustyniak, Madeline Bogumil, Natalie Filippone, Lauren Klindt, Phillip Berdeguer, Andrew Joyce, Dylan Frayne, Mai Tran, Meranda Joseph, Patricia Romero, Vanessa Hossler, Adam McCord

Information contained herein was obtained from FIS is believed to be reliable however, accuracy is not guaranteed and all peer and state averages are simple averages.

PEER GROUP POSITION

For the
Central Florida Group

For the six months June 30, 2022

Institution name	Total Assets (\$'000's)
Southstate Bank, National Association	46,193,356
Citizens First Bank	4,013,943
Citizens Bank And Trust	1,292,093
Cogent Bank	1,245,824
Wauchula State Bank	982,248
Bank Of Central Florida	965,730
United Southern Bank	858,678
Mainstreet Community Bank Of Florida	804,904
Winter Park National Bank	751,511
Heartland National Bank	720,396
First Bank	654,961
Axiom Bank, National Association	649,853
Sunrise Bank	437,804
The First National Bank Of Mount Dora	413,915
First Colony Bank Of Florida	302,332
Crews Bank & Trust	221,133
Surety Bank	215,833
Commerce Bank & Trust	173,873
First National Bank Of Wauchula	88,243

Institution name	Return on Avg Assets (%)
Surety Bank	2.91
Wauchula State Bank	1.60
First Colony Bank Of Florida	1.59
Winter Park National Bank	1.43
The First National Bank Of Mount Dora	1.22
Citizens First Bank	1.15
Southstate Bank, National Association	1.03
First Bank	1.01
Citizens Bank And Trust	1.00
Cogent Bank	0.94
Sunrise Bank	0.93
United Southern Bank	0.93
Mainstreet Community Bank Of Florida	0.85
Bank Of Central Florida	0.77
Crews Bank & Trust	0.72
Commerce Bank & Trust	0.58
First National Bank Of Wauchula	0.53
Heartland National Bank	0.52
Axiom Bank, National Association	0.41

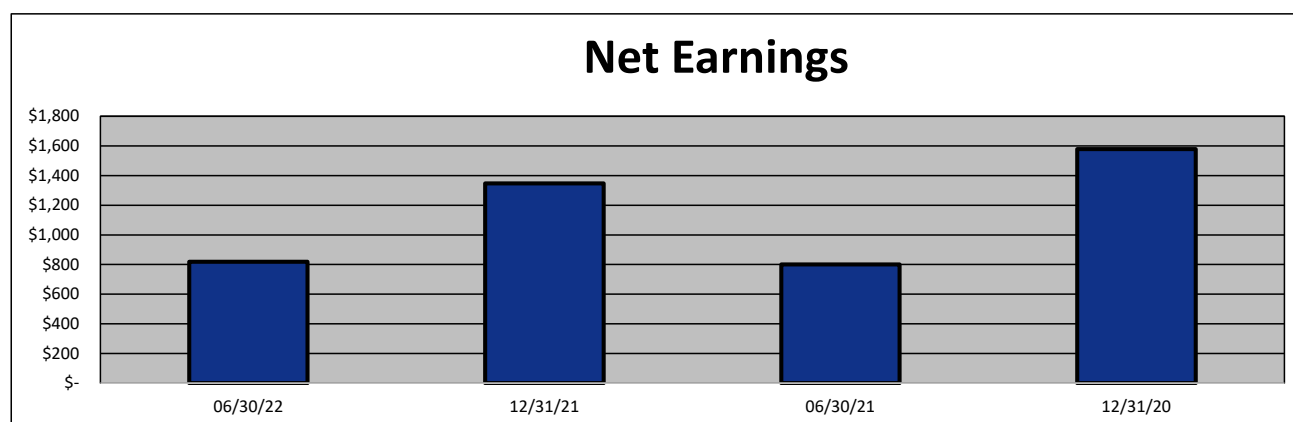
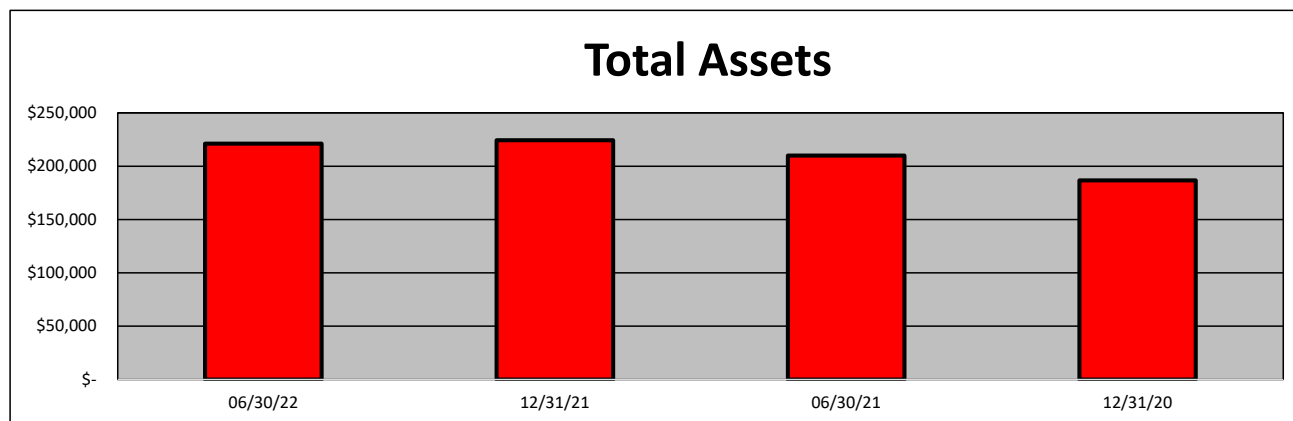
EXECUTIVE SUMMARY - Crews Bank & Trust
(Percentage)

Period Ending	06/30/22	12/31/21	06/30/21	12/31/20	State Avg.	Peer Avg.
CAPITAL RATIOS						
Equity/Assets	8.01	8.17	9.03	10.09	10.08	7.20
Leverage Ratio	8.41	8.65	8.78	10.08	10.09	8.89
Tier 1 Cap/Risk Based Assets	19.88	0.00	0.00	0.00	16.44	12.01
Risk Based Ratio	21.15	0.00	0.00	0.00	17.29	12.84
Common Equity Tier 1 Capital Ratio	19.88	0.00	0.00	0.00	16.42	12.01
BALANCE SHEET RATIOS:						
Loan/Deposit Ratio	43.39	40.63	44.66	53.55	64.07	55.21
Loans/Assets	39.78	37.19	40.49	47.98	52.71	49.88
Securities/Assets	35.29	25.06	27.07	26.01	17.27	29.46
PROFITABILITY:						
Return on Avg Assets	0.72	0.65	0.79	0.87	0.67	1.06
Return on Avg Equity	9.14	7.18	8.53	8.26	9.14	14.14
Nonint Income/Avg Assets	0.51	0.61	0.65	0.71	0.86	0.68
Net Overhead Ratio	1.75	1.90	1.83	2.17	1.91	1.58
Efficiency Ratio	74.74	80.06	74.77	76.37	225.75	63.91
Assets (per million) per Employee	10.05	10.68	8.07	7.47	9.27	8.92
ASSET QUALITY:						
Reserves/Loans	2.86	3.02	3.21	3.04	1.36	1.64
Nonperforming Loans/Total Loans	0.08	0.56	1.50	1.24	0.69	0.29
Nonperforming Assets/Total Assets	0.03	0.21	0.61	0.76	0.47	0.15
Adjusted Texas Ratio	0.35	2.23	5.88	6.62	3.38	1.70
YIELDS & COSTS:						
Yield on earning assets	2.60	2.64	2.82	3.39	3.18	3.13
Cost of funds	0.10	0.20	0.27	0.51	0.42	0.25
Net interest margin	2.55	2.53	2.66	3.11	2.61	2.84
Avg Earning Assets/Avg Assets	97.16	97.91	98.14	96.68	90.17	94.66

SELECTED FINANCIAL DATA - Crews Bank & Trust
(Dollars in Thousands)

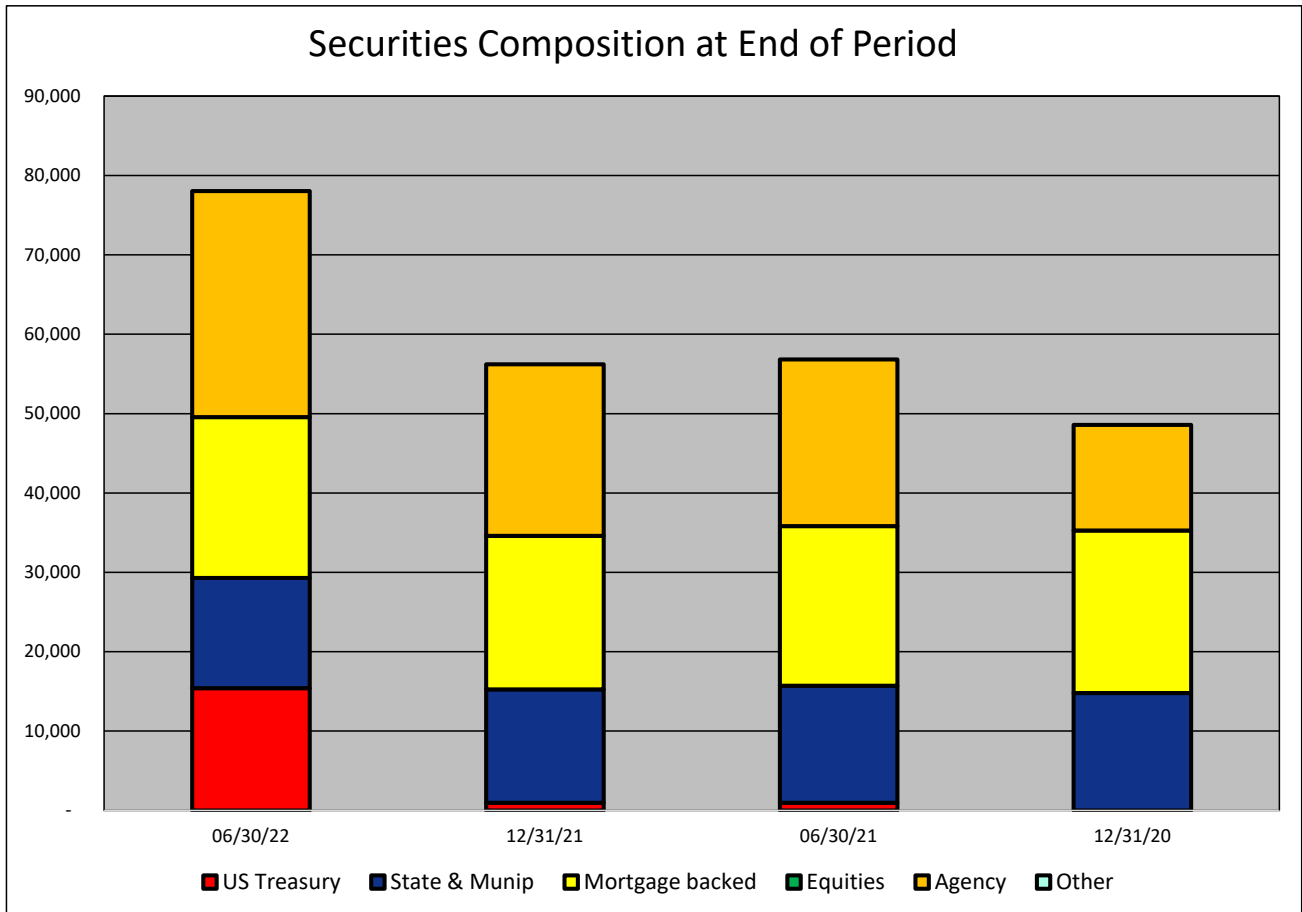
As of:	06/30/22	12/31/21	06/30/21	12/31/20	\$ Change 12 MTHS	% Change 12 MTHS
Total Assets	221,133	224,249	209,930	186,719	11,203	5.34
Cash and Equivalents	52,911	81,898	65,736	45,590	(12,825)	(19.51)
Securities	78,040	56,206	56,826	48,574	21,214	37.33
Loans, net	87,972	83,406	85,008	89,586	2,964	3.49
Deposit Accounts	202,759	205,291	190,348	167,297	12,411	6.52
Fed Funds & Repos	-	-	-	-	-	NA
Total Equity	17,717	18,331	18,949	18,841	(1,232)	(6.50)

Period Ending	06/30/22	12/31/21	06/30/21	12/31/20	\$ Change 12 MTHS	% Change 12 MTHS
Net Earnings	819	1,347	800	1,578	19	2.38
Interest Income	2,863	5,359	2,817	5,939	46	1.63
Interest Expense	61	222	152	499	(91)	(59.87)
Net Interest Income	2,802	5,137	2,665	5,440	137	5.14
Prov for Loan Loss	-	(149)	-	-	-	NA
Noninterest income	575	1,274	667	1,280	(92)	(13.79)
Gain on Sale of Securities	-	1	-	71	-	NA
Noninterest Expense	2,558	5,214	2,532	5,213	26	1.03
Net Operating Income	819	1,346	800	1,507	19	2.38
Income Taxes	-	-	-	-	-	NA



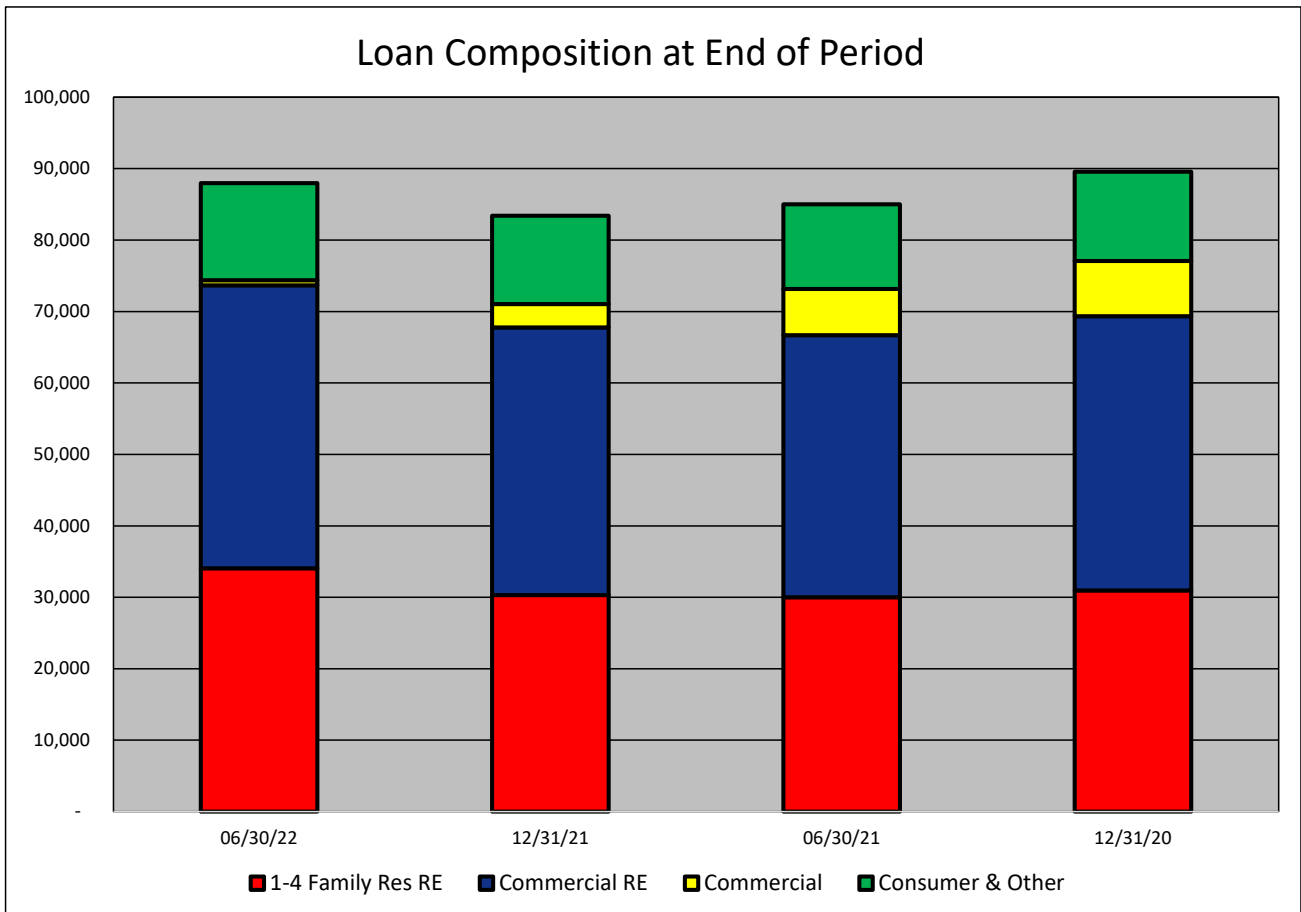
SECURITIES COMPOSITION - Crews Bank & Trust
(Dollars in Thousands)

As of:	06/30/22	12/31/21	06/30/21	12/31/20	\$ Change 12 MTHS	% Change 12 MTHS
SECURITIES CATEGORY:						
US Treasury	15,424	963	961	-	14,463	1,504.99
State & Munip	13,869	14,289	14,746	14,796	(877)	(5.95)
Mortgage backed	20,260	19,346	20,131	20,485	129	0.64
Equities	-	-	-	-	-	NA
Agency	28,487	21,608	20,988	13,293	7,499	35.73
Other	-	-	-	-	-	NA
Total Securities	78,040	56,206	56,826	48,574	21,214	37.33



LOAN PORTFOLIO COMPOSITION - Crews Bank & Trust
(Dollars in Thousands)

As of:	06/30/22	12/31/21	06/30/21	12/31/20	\$ Change 12 MTHS	% Change 12 MTHS
LOAN CATEGORY:						
1-4 Family Res RE	34,075	30,319	29,992	30,967	4,083	13.61
Commercial RE	39,586	37,444	36,679	38,376	2,907	7.93
Commercial	720	3,272	6,488	7,728	(5,768)	(88.90)
Consumer & Other	13,591	12,371	11,849	12,515	1,742	14.70
Loans, Net	87,972	83,406	85,008	89,586	2,964	3.49



LOAN PORTFOLIO QUALITY - Crews Bank & Trust
(Dollars in Thousands)

As of:	06/30/22	12/31/21	06/30/21	12/31/20	\$ Change 12 MTHS	% Change 12 MTHS
--------	----------	----------	----------	----------	----------------------	---------------------

LOAN LOSS RESERVE ACTIVITY:

Beginning Balance	2,518	2,721	2,721	2,735	(203)	(7.46)
Total Recoveries	12	123	14	61	(2)	(14.29)
Total Charge-offs	14	177	9	75	5	55.56
Provision Expense	-	(149)	-	-	-	NA
Writedown Transfer Loans HFS	-	-	-	-	-	NA
Adjustments	-	-	-	-	-	NA
Ending Balance	<u>2,516</u>	<u>2,518</u>	<u>2,726</u>	<u>2,721</u>	<u>(210)</u>	<u>(7.70)</u>

NON-PERFORMING ASSETS:

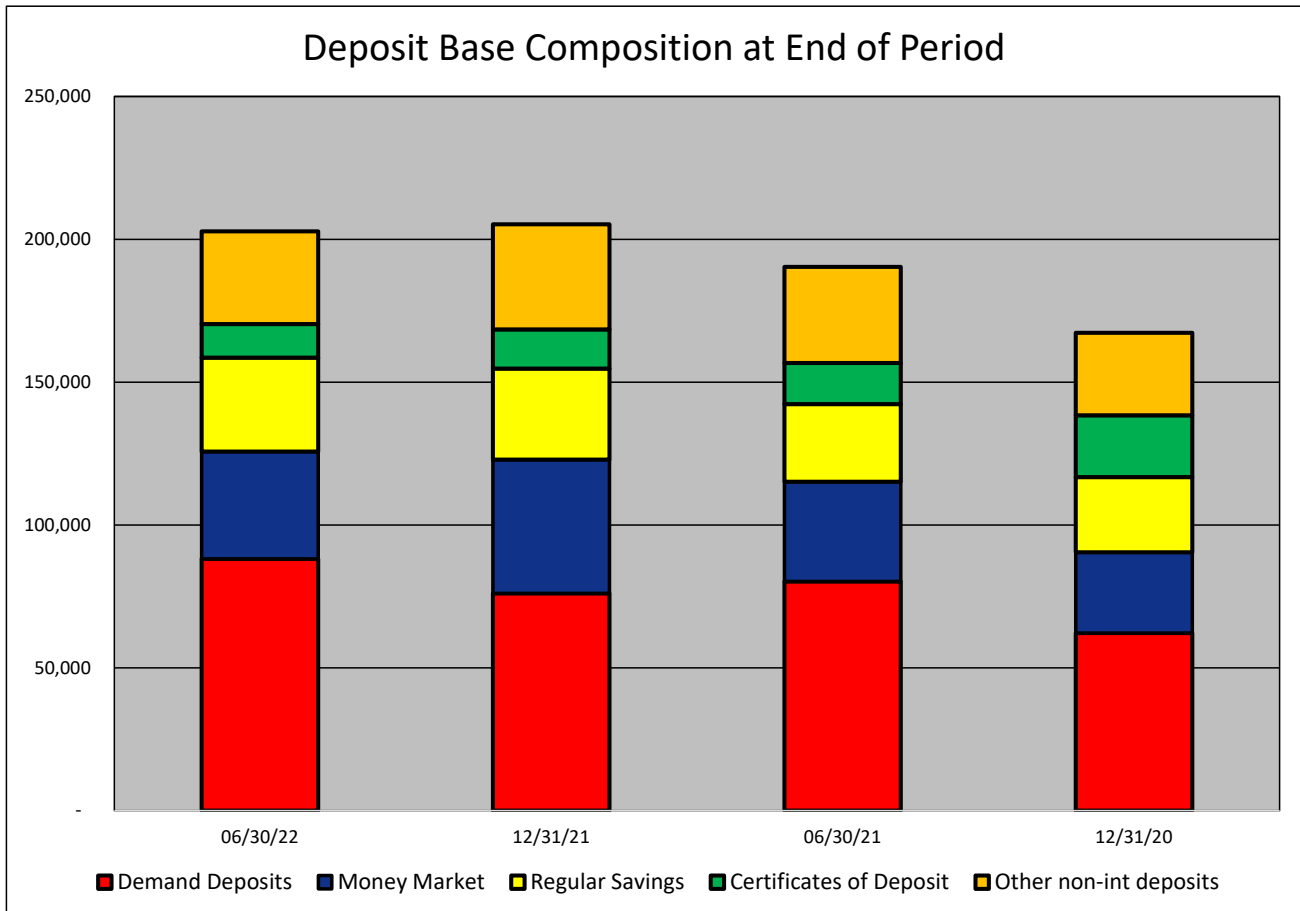
Total-90+ Days Past Due	-	-	-	-	-	NA
Total-Nonaccrual	70	465	1,275	1,114	(1,205)	(94.51)
Foreclosed Real Estate	-	-	-	314	-	NA
Total Non-perf Assets	<u>70</u>	<u>465</u>	<u>1,275</u>	<u>1,428</u>	<u>(1,205)</u>	<u>(94.51)</u>

DEPOSIT BASE COMPOSITION - Crews Bank & Trust
(Dollars in Thousands)

As of:	06/30/22	12/31/21	06/30/21	12/31/20	\$ Change 12 MTHS	% Change 12 MTHS
--------	----------	----------	----------	----------	----------------------	---------------------

DEPOSIT BASE CATEGORY:

Demand Deposits	88,176	76,076	80,192	62,187	7,984	9.96
Money Market	37,493	46,823	34,917	28,286	2,576	7.38
Regular Savings	32,927	31,884	27,190	26,295	5,737	21.10
Certificates of Deposit	11,706	13,691	14,415	21,611	(2,709)	(18.79)
Other non-int deposits	32,457	36,817	33,634	28,918	(1,177)	(3.50)
Total Deposits	202,759	205,291	190,348	167,297	12,411	6.52

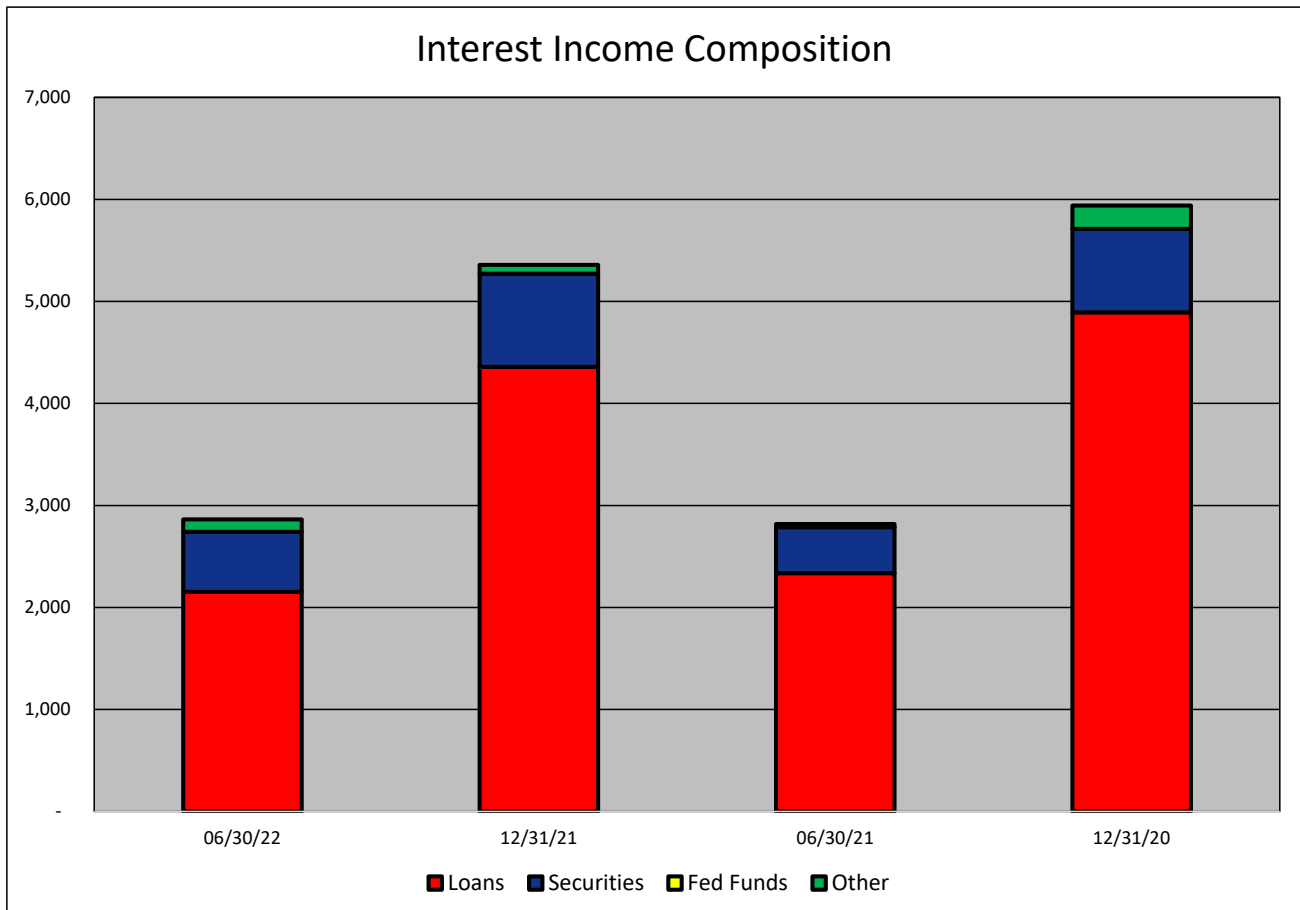


INTEREST INCOME COMPOSITION- Crews Bank & Trust
(Dollars in Thousands)

As of:	06/30/22	12/31/21	06/30/21	12/31/20	\$ Change 12 MTHS	% Change 12 MTHS
--------	----------	----------	----------	----------	----------------------	---------------------

INTEREST INCOME CATEGORY

Loans	2,152	4,359	2,335	4,893	(183)	(7.84)
Securities	589	914	452	819	137	30.31
Fed Funds	-	-	-	-	-	NA
Other	122	86	30	227	92	306.67
Total Int Income	2,863	5,359	2,817	5,939	46	1.63

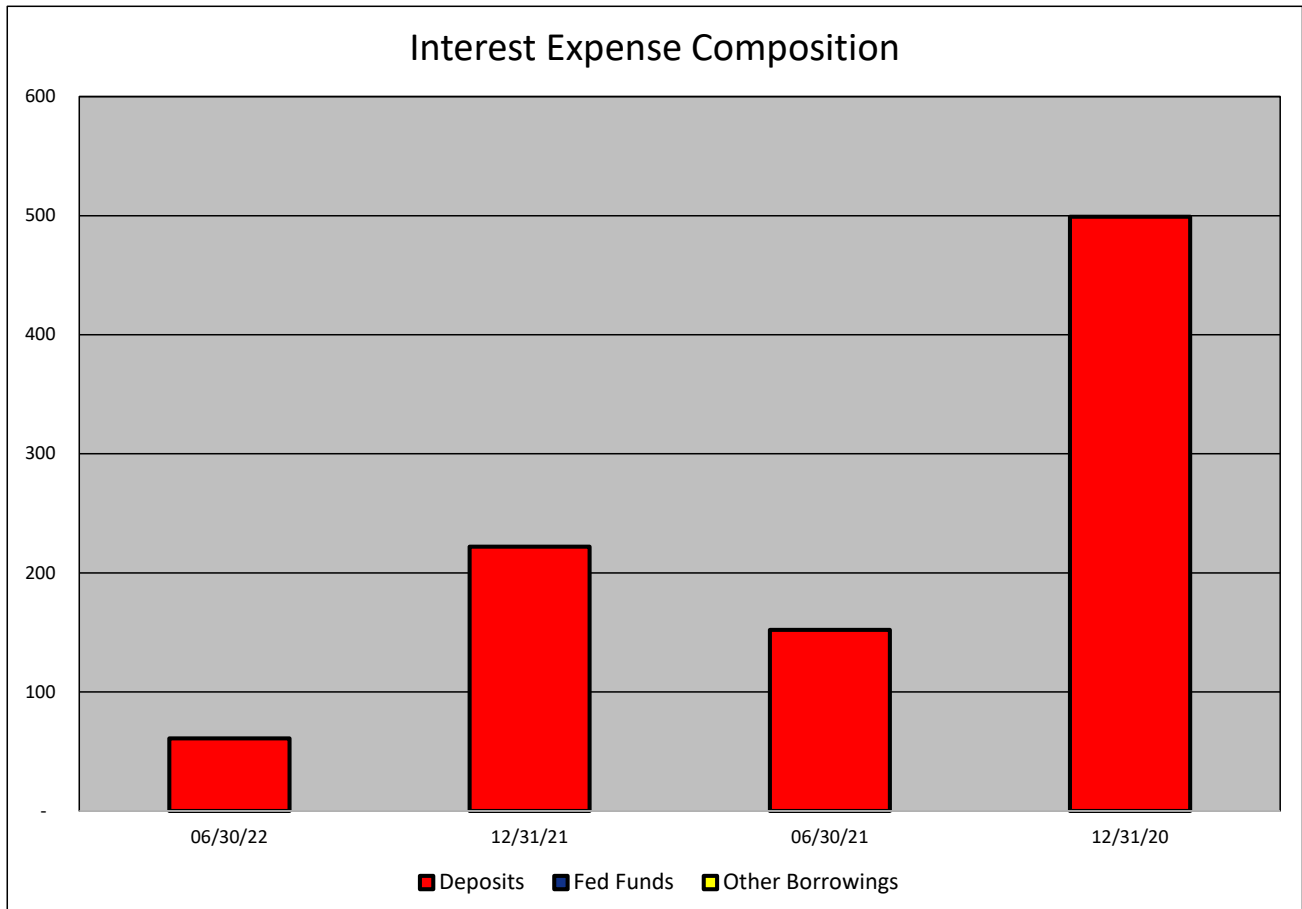


INTEREST EXPENSE COMPOSITION- Crews Bank & Trust
(Dollars in Thousands)

As of:	06/30/22	12/31/21	06/30/21	12/31/20	\$ Change 12 MTHS	% Change 12 MTHS
--------	----------	----------	----------	----------	----------------------	---------------------

INTEREST EXPENSE CATEGORY

Deposits	61	222	152	499	(91)	(59.87)
Fed Funds	-	-	-	-	-	NA
Other Borrowings	-	-	-	-	-	NA
Total Int Expense	61	222	152	499	(91)	(59.87)

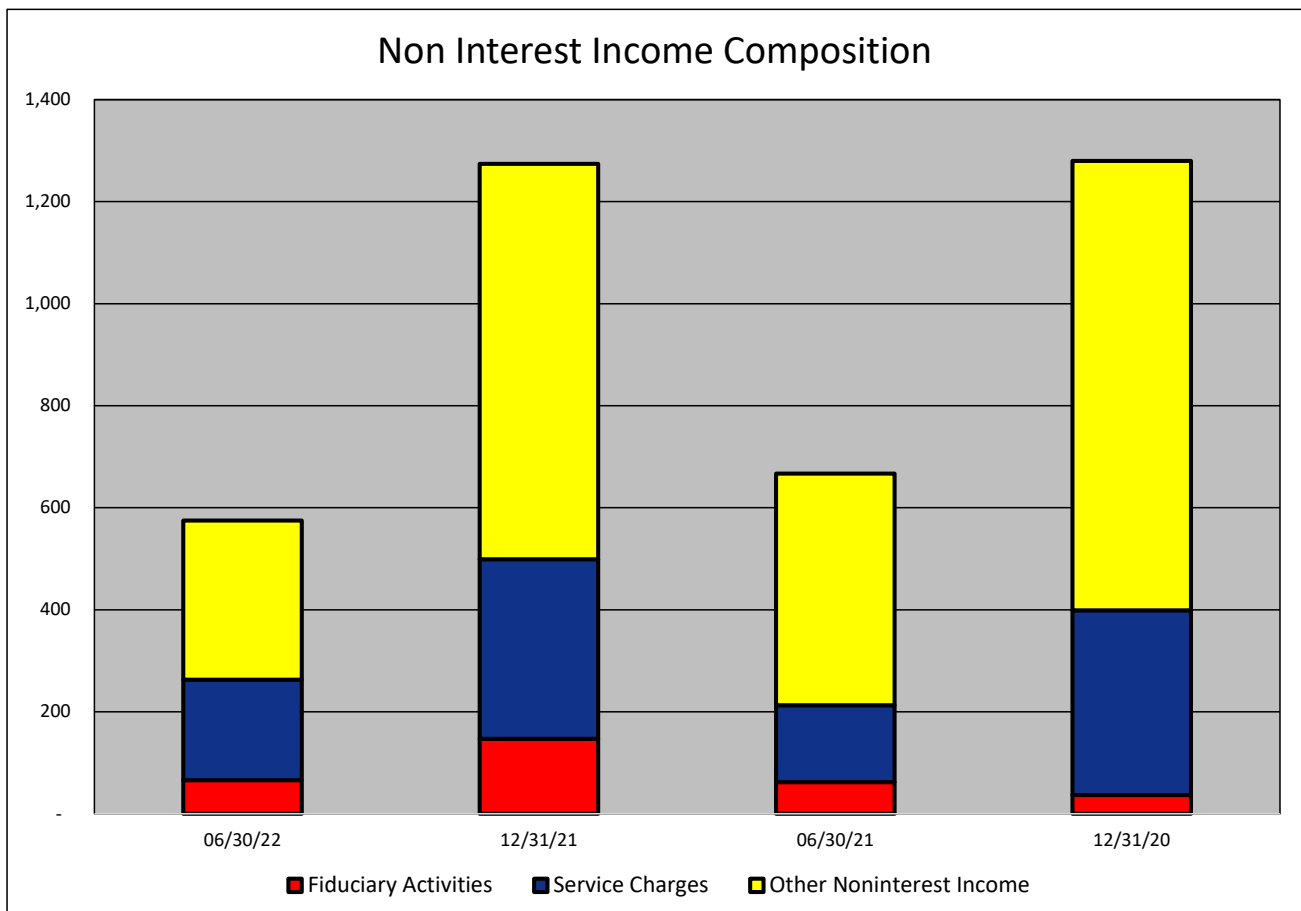


NONINTEREST INCOME COMPOSITION- Crews Bank & Trust
(Dollars in Thousands)

As of:	06/30/22	12/31/21	06/30/21	12/31/20	\$ Change 12 MTHS	% Change 12 MTHS
--------	----------	----------	----------	----------	----------------------	---------------------

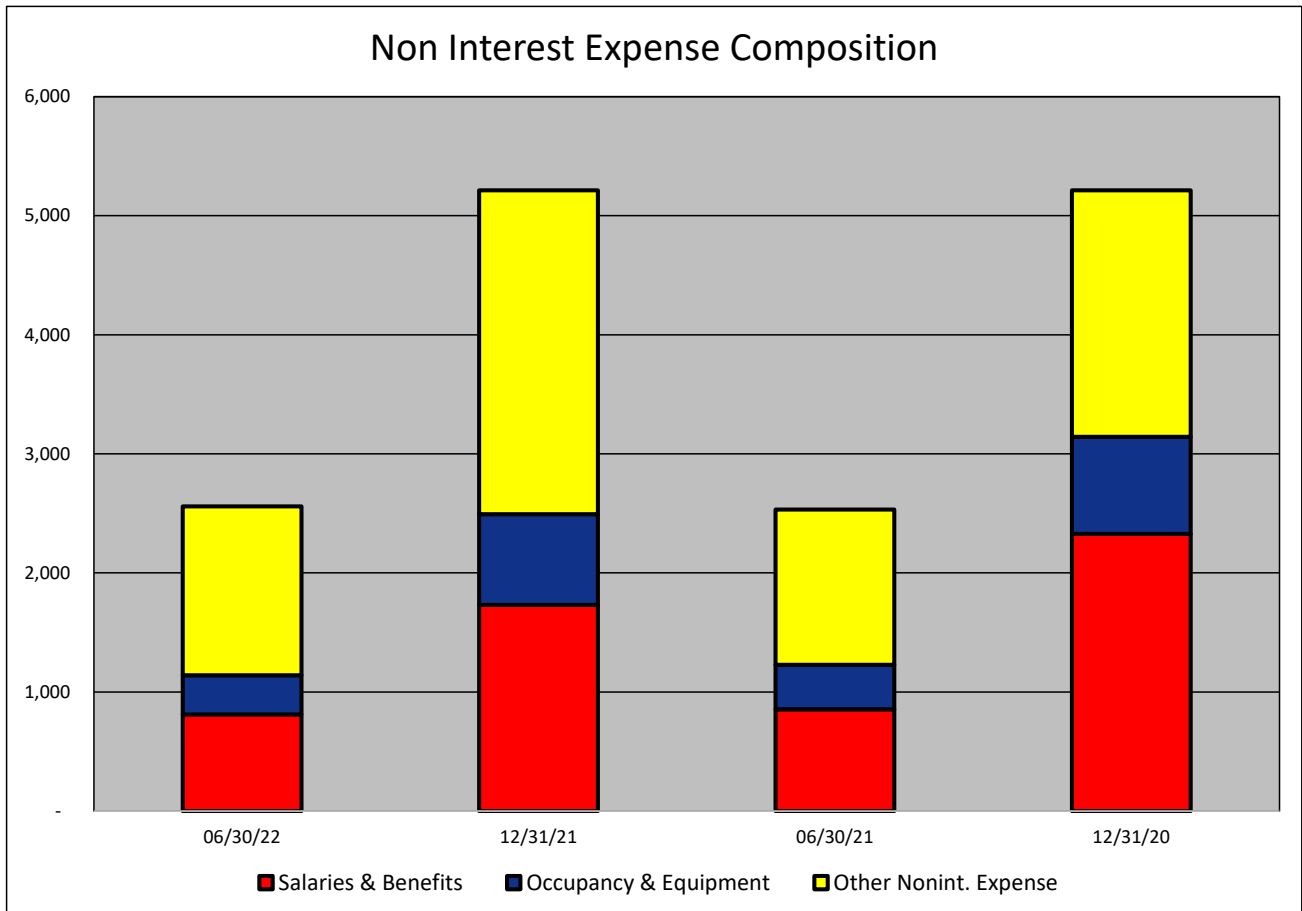
NONINTEREST INCOME CATEGORY

Fiduciary Activities	66	147	62	37	4	6.45
Service Charges	197	352	151	362	46	30.46
Other Noninterest Income	312	775	454	881	(142)	(31.28)
Total Nonint. Income	575	1,274	667	1,280	(92)	(13.79)



NONINTEREST EXPENSE COMPOSITION- Crews Bank & Trust
(Dollars in Thousands)

As of:	06/30/22	12/31/21	06/30/21	12/31/20	\$ Change 12 MTHS	% Change 12 MTHS
NONINTEREST EXPENSE CATEGORY						
Salaries & Benefits	812	1,731	855	2,327	(43)	(5.03)
Occupancy & Equipment	328	762	373	816	(45)	(12.06)
Other Nonint. Expense	1,418	2,721	1,304	2,070	114	8.74
Total Nonint. Expense	2,558	5,214	2,532	5,213	26	1.03



PEER GROUP COMPARISONS REPORT
Central Florida Group

BALANCE SHEET

Institution name	Total Assets \$000		% Change in Assets
	This Year	Last Year	
Cogent Bank	1,245,824	940,251	32.50
Winter Park National Bank	751,511	596,645	25.96
Citizens Bank And Trust	1,292,093	1,044,722	23.68
Sunrise Bank	437,804	360,957	21.29
Surety Bank	215,833	182,555	18.23
Commerce Bank & Trust	173,873	148,835	16.82
First Colony Bank Of Florida	302,332	263,253	14.84
Southstate Bank, National Association	46,193,356	40,262,683	14.73
First Bank	654,961	573,286	14.25
Heartland National Bank	720,396	640,127	12.54
The First National Bank Of Mount Dora	413,915	370,252	11.79
Citizens First Bank	4,013,943	3,612,714	11.11
United Southern Bank	858,678	775,046	10.79
Bank Of Central Florida	965,730	882,073	9.48
Mainstreet Community Bank Of Florida	804,904	740,152	8.75
Wauchula State Bank	982,248	920,407	6.72
Crews Bank & Trust	221,133	209,930	5.34
First National Bank Of Wauchula	88,243	83,955	5.11
Axiom Bank, National Association	649,853	635,780	2.21

Select Peer Average	3,209,823	2,802,296	14.01
----------------------------	------------------	------------------	--------------

PEER GROUP COMPARISONS REPORT
Central Florida Group

BALANCE SHEET

Institution name	Total Loans \$000		% Change in Loans
	This Year	Last Year	
Sunrise Bank	314,106	203,593	54.28
Cogent Bank	974,918	724,525	34.56
Bank Of Central Florida	527,799	420,368	25.56
Winter Park National Bank	316,951	262,711	20.65
Southstate Bank, National Association	28,009,146	24,204,465	15.72
Citizens First Bank	1,197,582	1,059,716	13.01
First National Bank Of Wauchula	63,087	58,066	8.65
Citizens Bank And Trust	540,866	508,763	6.31
First Bank	355,295	340,008	4.50
Wauchula State Bank	533,819	511,163	4.43
Commerce Bank & Trust	93,570	89,663	4.36
Crews Bank & Trust	87,972	85,008	3.49
First Colony Bank Of Florida	177,378	173,782	2.07
Mainstreet Community Bank Of Florida	446,287	460,447	(3.08)
The First National Bank Of Mount Dora	98,895	105,109	(5.91)
Surety Bank	71,616	76,431	(6.30)
Heartland National Bank	148,548	159,477	(6.85)
United Southern Bank	314,090	340,025	(7.63)
Axiom Bank, National Association	432,118	501,601	(13.85)

Select Peer Average	1,826,529	1,593,943	8.10
----------------------------	-----------	-----------	------

PEER GROUP COMPARISONS REPORT
Central Florida Group

CAPITAL RATIOS
For the six months June 30, 2022

Institution name	Equity/ Assets	Leverage Ratio	Tier 1 Risk- based Ratio	Risk based Capital Ratio	Common Equity Tier 1 Capital Ratio
Axiom Bank, National Association	13.72	13.85	19.18	20.35	19.18
Surety Bank	6.93	10.07	20.98	21.95	20.98
Citizens First Bank	6.92	10.06	14.71	15.46	14.71
First National Bank Of Wauchula	8.63	10.04	0.00	0.00	0.00
The First National Bank Of Mount Dora	5.41	9.98	14.82	15.76	14.82
Wauchula State Bank	9.59	9.93	0.00	0.00	0.00
Sunrise Bank	7.99	9.20	0.00	0.00	0.00
Cogent Bank	8.84	9.11	11.43	12.68	11.43
Mainstreet Community Bank Of Florida	6.71	8.94	0.00	0.00	0.00
Southstate Bank, National Association	11.55	8.67	12.00	12.68	12.00
Crews Bank & Trust	8.01	8.41	19.88	21.15	19.88
First Colony Bank Of Florida	7.46	8.24	12.54	13.79	12.54
First Bank	7.03	8.23	14.17	15.42	14.17
Commerce Bank & Trust	5.51	8.13	14.37	15.63	14.37
United Southern Bank	2.88	7.91	13.80	15.06	13.80
Heartland National Bank	5.98	7.20	23.39	24.52	23.39
Bank Of Central Florida	5.86	7.15	12.29	13.18	12.29
Citizens Bank And Trust	2.20	7.06	13.26	14.03	13.26
Winter Park National Bank	5.58	6.66	11.36	12.30	11.36

Select Peer Average	7.20	8.89	12.01	12.84	12.01
----------------------------	------	------	-------	-------	-------

PEER GROUP COMPARISONS REPORT
Central Florida Group

BALANCE SHEET RATIOS
For the six months June 30, 2022

Institution name	Loans/ Deposits	Gross Loans/ Assets	Securities/ Assets
Cogent Bank	86.38	78.25	10.96
First National Bank Of Wauchula	80.28	71.49	6.97
Axiom Bank, National Association	79.03	66.49	17.34
Sunrise Bank	78.95	71.75	12.57
Southstate Bank, National Association	71.90	60.63	18.34
First Colony Bank Of Florida	63.88	58.67	16.95
Wauchula State Bank	60.61	54.35	22.93
Mainstreet Community Bank Of Florida	59.97	55.45	24.24
First Bank	58.66	54.25	20.75
Bank Of Central Florida	58.40	54.65	24.28
Commerce Bank & Trust	57.85	53.82	29.30
Winter Park National Bank	47.05	42.18	40.76
Citizens Bank And Trust	45.90	41.86	54.44
Crews Bank & Trust	43.39	39.78	35.29
United Southern Bank	37.99	36.58	51.46
Surety Bank	35.72	33.18	12.55
Citizens First Bank	35.45	29.84	65.66
The First National Bank Of Mount Dora	25.43	23.89	59.20
Heartland National Bank	22.06	20.62	35.68

Select Peer Average	55.21	49.88	29.46
----------------------------	--------------	--------------	--------------

PEER GROUP COMPARISONS REPORT
Central Florida Group

PROFITABILITY RATIOS
For the six months June 30, 2022

Institution name	Avg Total Assets (\$000)	Return on Avg Assets	Return on Avg Equity
Surety Bank	204,498	2.91	35.31
Wauchula State Bank	960,912	1.60	16.63
First Colony Bank Of Florida	305,853	1.59	20.45
Winter Park National Bank	742,247	1.43	24.26
The First National Bank Of Mount Dora	385,117	1.22	13.92
Citizens First Bank	4,058,690	1.15	13.70
Southstate Bank, National Association	44,701,710	1.03	8.71
First Bank	642,188	1.01	13.48
Citizens Bank And Trust	1,300,235	1.00	22.56
Cogent Bank	1,219,047	0.94	11.12
Sunrise Bank	415,014	0.93	10.87
United Southern Bank	851,216	0.93	19.37
Mainstreet Community Bank Of Florida	775,239	0.85	11.23
Bank Of Central Florida	982,077	0.77	12.18
Crews Bank & Trust	226,613	0.72	9.14
Commerce Bank & Trust	184,006	0.58	9.12
First National Bank Of Wauchula	89,276	0.53	5.92
Heartland National Bank	686,677	0.52	7.83
Axiom Bank, National Association	643,630	0.41	2.83

Select Peer Average	3,124,960	1.06	14.14
----------------------------	------------------	-------------	--------------

PEER GROUP COMPARISONS REPORT
Central Florida Group

PROFITABILITY RATIOS
For the six months June 30, 2022

Institution name	Noninterest Income/AA	Net Overhead Ratio	Efficiency Ratio	Assets (per million) per Employee
Winter Park National Bank	0.07	0.90	39.47	26.84
First Colony Bank Of Florida	0.12	1.46	47.41	15.91
Citizens First Bank	0.82	0.56	48.15	9.91
Surety Bank	3.23	(0.39)	48.74	5.68
Wauchula State Bank	0.49	1.40	51.52	4.44
Southstate Bank, National Association	0.84	1.25	60.31	8.90
Cogent Bank	0.58	2.14	61.80	7.33
First Bank	0.60	1.65	62.07	6.75
Sunrise Bank	0.10	1.98	62.20	8.26
United Southern Bank	0.59	1.50	62.43	5.88
Bank Of Central Florida	0.21	1.50	62.73	11.23
Mainstreet Community Bank Of Florida	0.39	1.72	64.53	7.59
Heartland National Bank	0.29	1.03	66.76	12.42
Citizens Bank And Trust	0.76	1.47	67.43	6.91
The First National Bank Of Mount Dora	1.97	1.30	68.79	5.05
Crews Bank & Trust	0.51	1.75	74.74	10.05
Commerce Bank & Trust	0.17	1.85	74.79	8.69
First National Bank Of Wauchula	0.36	3.49	86.51	3.27
Axiom Bank, National Association	0.87	3.50	103.90	4.42

Select Peer Average	0.68	1.58	63.91	8.92
----------------------------	------	------	-------	------

PEER GROUP COMPARISONS REPORT
Central Florida Group

ASSET QUALITY RATIOS
For the six months June 30, 2022

Institution name	Reserves/ Loans	Nonperf Loans/ Total Loans	Nonperf Assets/ Total Assets	Adjusted Texas Ratio
Commerce Bank & Trust	1.74	0.00	0.00	0.00
Bank Of Central Florida	0.98	0.00	0.00	0.00
First Colony Bank Of Florida	1.56	0.01	0.00	0.04
Heartland National Bank	1.63	0.00	0.00	0.08
Sunrise Bank	1.16	0.00	0.00	0.00
Winter Park National Bank	1.32	0.00	0.00	0.00
Mainstreet Community Bank Of Florida	1.49	0.01	0.01	0.09
Citizens First Bank	1.75	0.06	0.02	0.26
Crews Bank & Trust	2.86	0.08	0.03	0.35
Citizens Bank And Trust	1.02	0.17	0.07	2.73
United Southern Bank	3.04	0.27	0.10	2.43
Southstate Bank, National Association	1.14	0.32	0.20	1.92
The First National Bank Of Mount Dora	2.52	0.69	0.22	2.34
Surety Bank	1.35	0.68	0.23	3.07
First Bank	1.89	0.61	0.33	4.13
First National Bank Of Wauchula	1.19	0.46	0.33	3.49
Cogent Bank	1.29	0.51	0.40	3.33
Axiom Bank, National Association	1.25	0.57	0.41	2.65
Wauchula State Bank	1.93	1.07	0.58	5.47

Select Peer Average	1.64	0.29	0.15	1.70
----------------------------	------	------	------	------

PEER GROUP COMPARISONS REPORT
Central Florida Group

STATEMENT OF CONDITION (% OF ASSETS)
For the six months June 30, 2022

Institution name	Cash & Nointerest bearing Deps	Interest- bearing Bal	Fed Funds Sold & Repos	Held to Maturity Secs	Available for Sale Secs
Surety Bank	23.64	27.38	0.00	0.00	12.55
First National Bank Of Wauchula	10.24	6.70	0.00	0.00	6.97
First Bank	4.00	16.94	0.61	0.00	20.75
Commerce Bank & Trust	2.90	11.65	0.00	0.00	29.30
Axiom Bank, National Association	1.54	9.88	0.00	0.00	17.34
Winter Park National Bank	1.43	13.85	0.00	22.73	18.02
First Colony Bank Of Florida	1.36	22.86	0.00	9.95	7.00
Crews Bank & Trust	1.26	22.67	0.00	19.76	15.53
Southstate Bank, National Association	1.22	8.71	0.30	6.08	12.27
Wauchula State Bank	1.20	21.08	0.00	15.49	7.44
Sunrise Bank	1.11	13.79	0.00	1.14	11.43
Heartland National Bank	1.02	40.46	0.00	0.00	35.68
Bank Of Central Florida	0.96	17.11	0.00	0.00	24.28
Mainstreet Community Bank Of Florida	0.87	14.13	1.02	0.00	24.24
United Southern Bank	0.82	6.67	0.00	1.54	49.92
Citizens First Bank	0.61	0.17	0.36	0.00	65.66
The First National Bank Of Mount Dora	0.48	10.62	0.00	0.00	59.20
Citizens Bank And Trust	0.37	1.16	0.00	0.00	54.44
Cogent Bank	0.30	10.14	0.00	0.00	10.96

Select Peer Average	2.91	14.52	0.12	4.04	25.42
----------------------------	-------------	--------------	-------------	-------------	--------------

PEER GROUP COMPARISONS REPORT
Central Florida Group

STATEMENT OF CONDITION (% OF ASSETS)
For the six months June 30, 2022

Institution name	Net Loans & Leases	Premises & Fixed Assets	Total Real Estate Owned	Intangible Assets
Cogent Bank	76.98	0.43	0.00	0.07
Sunrise Bank	70.92	0.91	0.00	0.01
First National Bank Of Wauchula	70.64	1.48	0.00	0.00
Axiom Bank, National Association	65.67	2.30	0.03	0.30
Southstate Bank, National Association	59.78	1.23	0.00	4.64
First Colony Bank Of Florida	57.76	0.56	0.00	0.00
Mainstreet Community Bank Of Florida	54.52	2.20	0.00	0.01
Bank Of Central Florida	54.12	1.17	0.00	0.02
Wauchula State Bank	53.30	0.75	0.00	0.00
First Bank	53.22	2.27	0.00	0.00
Commerce Bank & Trust	52.88	0.11	0.00	0.00
Winter Park National Bank	41.62	0.43	0.00	0.00
Citizens Bank And Trust	41.43	0.84	0.00	0.00
Crews Bank & Trust	38.64	1.74	0.00	0.00
United Southern Bank	35.47	1.20	0.00	0.00
Surety Bank	32.73	0.95	0.00	0.00
Citizens First Bank	28.90	1.13	0.00	0.30
The First National Bank Of Mount Dora	23.29	1.09	0.05	0.00
Heartland National Bank	20.26	0.53	0.00	0.00

Select Peer Average	49.06	1.12	0.00	0.28
----------------------------	-------	------	------	------

PEER GROUP COMPARISONS REPORT
Central Florida Group

STATEMENT OF CONDITION (% OF TOTAL FUNDING SOURCES)
For the six months June 30, 2022

Institution name	Non Interest Bearing Deps	Interest Bearing Deps	Total Deps	Total Fed Funds & Repos	Other Borrowed Money
United Southern Bank	56.72	43.28	100.00	0.00	0.00
Surety Bank	46.96	53.04	100.00	0.00	0.00
Crews Bank & Trust	43.83	56.17	100.00	0.00	0.00
Bank Of Central Florida	42.50	57.50	100.00	0.00	0.00
First Colony Bank Of Florida	42.49	57.51	100.00	0.00	0.00
The First National Bank Of Mount Dora	41.86	58.14	100.00	0.00	0.00
Mainstreet Community Bank Of Florida	41.04	58.55	99.60	0.00	0.40
Sunrise Bank	40.56	58.44	99.00	0.00	1.00
First Bank	38.77	61.23	100.00	0.00	0.00
Citizens Bank And Trust	38.60	55.24	93.84	3.38	2.78
Cogent Bank	38.19	61.81	100.00	0.00	0.00
Southstate Bank, National Association	36.38	61.92	98.30	1.69	0.01
Wauchula State Bank	35.94	63.50	99.44	0.53	0.03
First National Bank Of Wauchula	33.01	66.99	100.00	0.00	0.00
Commerce Bank & Trust	28.87	70.12	98.99	1.01	0.00
Winter Park National Bank	28.13	66.96	95.09	4.77	0.14
Heartland National Bank	24.37	75.63	100.00	0.00	0.00
Axiom Bank, National Association	23.41	74.79	98.20	0.00	1.80
Citizens First Bank	18.72	72.67	91.40	5.82	2.79

Select Peer Average	36.86	61.76	98.62	0.91	0.47
----------------------------	-------	-------	-------	------	------

PEER GROUP COMPARISONS REPORT
Central Florida Group

YIELDS, COSTS & SPREADS - ASSET YIELDS
For the six months June 30, 2022

Institution name	Yield on Earning Assets	Cost of Funds	Net Interest Margin	Avg Earning Assets/AA
First National Bank Of Wauchula	4.84	0.35	4.61	88.21
Cogent Bank	4.07	0.38	3.85	99.24
Surety Bank	3.97	0.39	3.66	68.81
Axiom Bank, National Association	3.94	0.59	3.52	94.78
Sunrise Bank	3.54	0.40	3.31	97.64
First Bank	3.37	0.23	3.23	92.97
First Colony Bank Of Florida	3.30	0.14	3.17	98.63
Wauchula State Bank	3.22	0.09	3.16	98.55
Mainstreet Community Bank Of Florida	3.07	0.16	2.98	96.64
Southstate Bank, National Association	2.96	0.09	2.90	90.19
United Southern Bank	2.83	0.08	2.78	98.44
Commerce Bank & Trust	3.00	0.60	2.62	94.64
The First National Bank Of Mount Dora	2.70	0.16	2.61	97.73
Bank Of Central Florida	2.67	0.14	2.59	96.89
Citizens Bank And Trust	2.70	0.22	2.57	96.67
Crews Bank & Trust	2.60	0.10	2.55	97.16
Winter Park National Bank	2.68	0.31	2.47	96.55
Citizens First Bank	2.12	0.15	2.00	97.08
Heartland National Bank	1.84	0.15	1.73	97.70

Select Peer Average	3.13	0.25	2.84	94.66
----------------------------	------	------	------	-------