

Commerce Bank & Trust

Winter Park, FL

Established

2/3/2003

Florida Bank and Thrift Performance Report

Table of Contents

Title	Page
PEER GROUP POSITION	1
EXECUTIVE SUMMARY	2
SELECTED FINANCIAL DATA	3
SECURITIES COMPOSITION	4
LOAN PORTFOLIO COMPOSITION	5
LOAN PORTFOLIO QUALITY	6
DEPOSIT BASE COMPOSITION	7
INTEREST INCOME COMPOSITION	8
INTEREST EXPENSE COMPOSITION	9
NONINTEREST INCOME COMPOSITION	10
NONINTEREST EXPENSE COMPOSITION	11
PEER GROUP COMPARISONS REPORT	12-22

FLORIDA BANKING TEAM

Ted Hacker, Robert Brink, Steve Kania, David Ajvazi, Michael Squitieri, Erica Hines, Sacha Widmaier, Anthony Hagbartsen, Madeline Bogumil, Lauren Klindt, Phillip Berdeguer, Andrew Joyce, Dylan Frayne, Mai Tran, Meranda Joseph, Patricia Romero, Vanessa Hossler, Adam McCord, Allyson Wiitala, Jacob Ingram, Rachel Jean, Brendan Yosko, Martha Zubia, Stephanie Flores, Krishna Reddy

Information contained herein was obtained from FIS is believed to be reliable however, accuracy is not guaranteed and all peer and state averages are simple averages.

PEER GROUP POSITION

For the
Central Florida Group

For the three months ended March 31, 2024

Institution name	Total Assets (\$'000's)
Southstate Bank, National Association	45,127,613
Citizens First Bank	3,828,464
Crews Bank & Trust	2,189,810
Cogent Bank	1,861,049
Citizens Bank And Trust	1,313,139
Bank Of Central Florida	1,087,312
United Southern Bank	880,436
Axiom Bank, National Association	873,749
Winter Park National Bank	827,920
Mainstreet Community Bank Of Florida	788,555
First Bank	721,527
Heartland National Bank	715,955
Sunrise Bank	521,738
The First National Bank Of Mount Dora	397,544
First Colony Bank Of Florida	322,108
Surety Bank	204,609
Commerce Bank & Trust	177,758
First National Bank Of Wauchula	91,225

Institution name	Return on Avg Assets (%)
Surety Bank	2.75
Crews Bank & Trust	1.69
Heartland National Bank	1.54
First Colony Bank Of Florida	1.48
The First National Bank Of Mount Dora	1.36
Cogent Bank	1.24
First Bank	1.08
Southstate Bank, National Association	1.06
Bank Of Central Florida	1.05
Winter Park National Bank	0.95
Sunrise Bank	0.84
Citizens First Bank	0.72
Mainstreet Community Bank Of Florida	0.68
United Southern Bank	0.67
Citizens Bank And Trust	0.61
Commerce Bank & Trust	0.55
First National Bank Of Wauchula	0.45
Axiom Bank, National Association	0.30

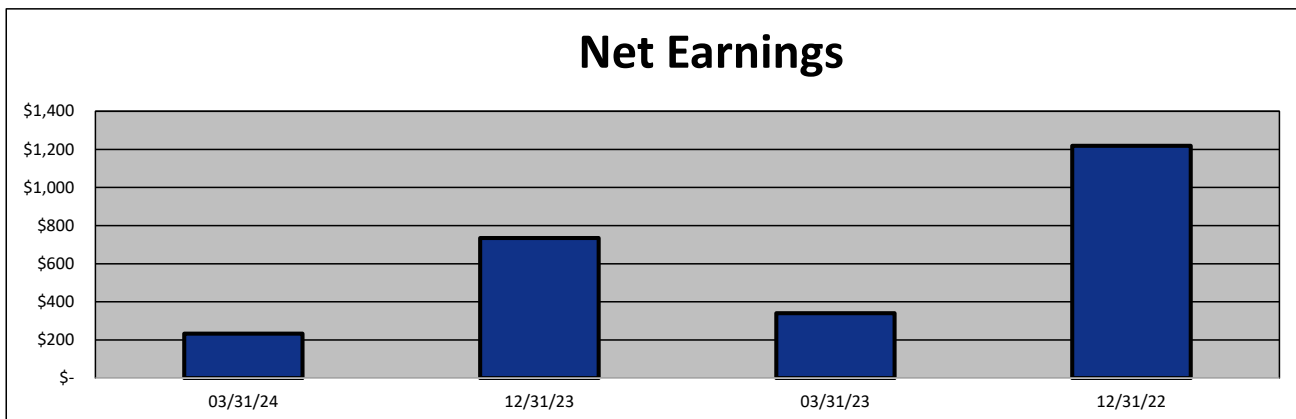
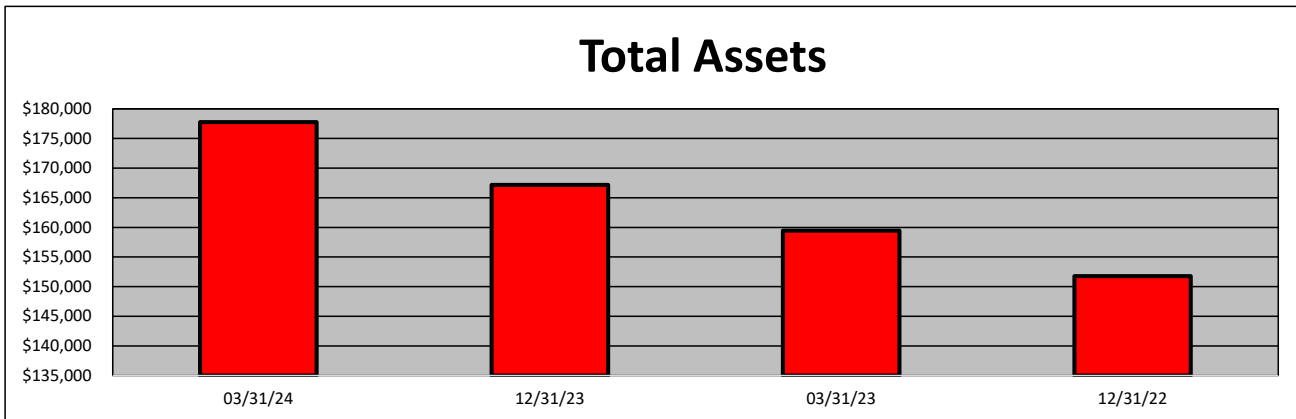
**EXECUTIVE SUMMARY - Commerce Bank & Trust
(Percentage)**

Period Ending	03/31/24	12/31/23	03/31/23	12/31/22	State Avg.	Peer Avg.
CAPITAL RATIOS						
Equity/Assets	5.56	5.89	6.21	6.10	9.56	7.62
Leverage Ratio	8.98	9.23	9.79	9.16	10.76	9.43
Tier 1 Cap/Risk Based Assets	12.47	11.93	12.25	12.56	12.94	11.56
Risk Based Ratio	13.72	13.18	13.50	13.81	13.79	12.43
Common Equity Tier 1 Capital Ratio	12.47	11.93	12.25	12.56	12.90	11.56
BALANCE SHEET RATIOS:						
Loan/Deposit Ratio	79.47	76.59	82.35	80.83	73.91	64.20
Loans/Assets	71.05	68.93	71.25	73.08	62.12	57.04
Securities/Assets	16.24	18.12	19.74	21.33	20.01	26.74
PROFITABILITY:						
Return on Avg Assets	0.55	0.45	0.87	0.69	0.74	1.06
Return on Avg Equity	9.45	7.89	14.24	11.56	10.88	16.38
Nonint Income/Avg Assets	0.18	0.18	0.18	0.23	0.79	0.80
Net Overhead Ratio	1.82	2.44	2.43	2.18	2.13	1.68
Efficiency Ratio	76.69	82.38	72.54	75.34	73.35	63.99
Assets (per million) per Employee	9.36	8.36	7.25	6.90	10.38	9.34
ASSET QUALITY:						
Allowance/Loans	1.41	1.54	1.50	1.51	1.31	1.46
Nonperforming Loans/Total Loans	0.00	0.00	0.00	0.00	0.50	0.41
Nonperforming Assets/Total Assets	0.00	0.00	0.00	0.00	0.32	0.23
Adjusted Texas Ratio	0.00	0.00	0.00	0.00	3.59	5.01
YIELDS & COSTS:						
Yield on earning assets	4.98	4.60	4.33	3.40	5.37	5.00
Cost of funds	3.58	2.53	1.53	0.60	3.00	2.67
Net interest margin	2.41	2.96	3.39	3.02	2.82	3.26
Avg Earning Assets/Avg Assets	98.89	99.62	99.07	96.99	95.76	95.10

SELECTED FINANCIAL DATA - Commerce Bank & Trust
(Dollars in Thousands)

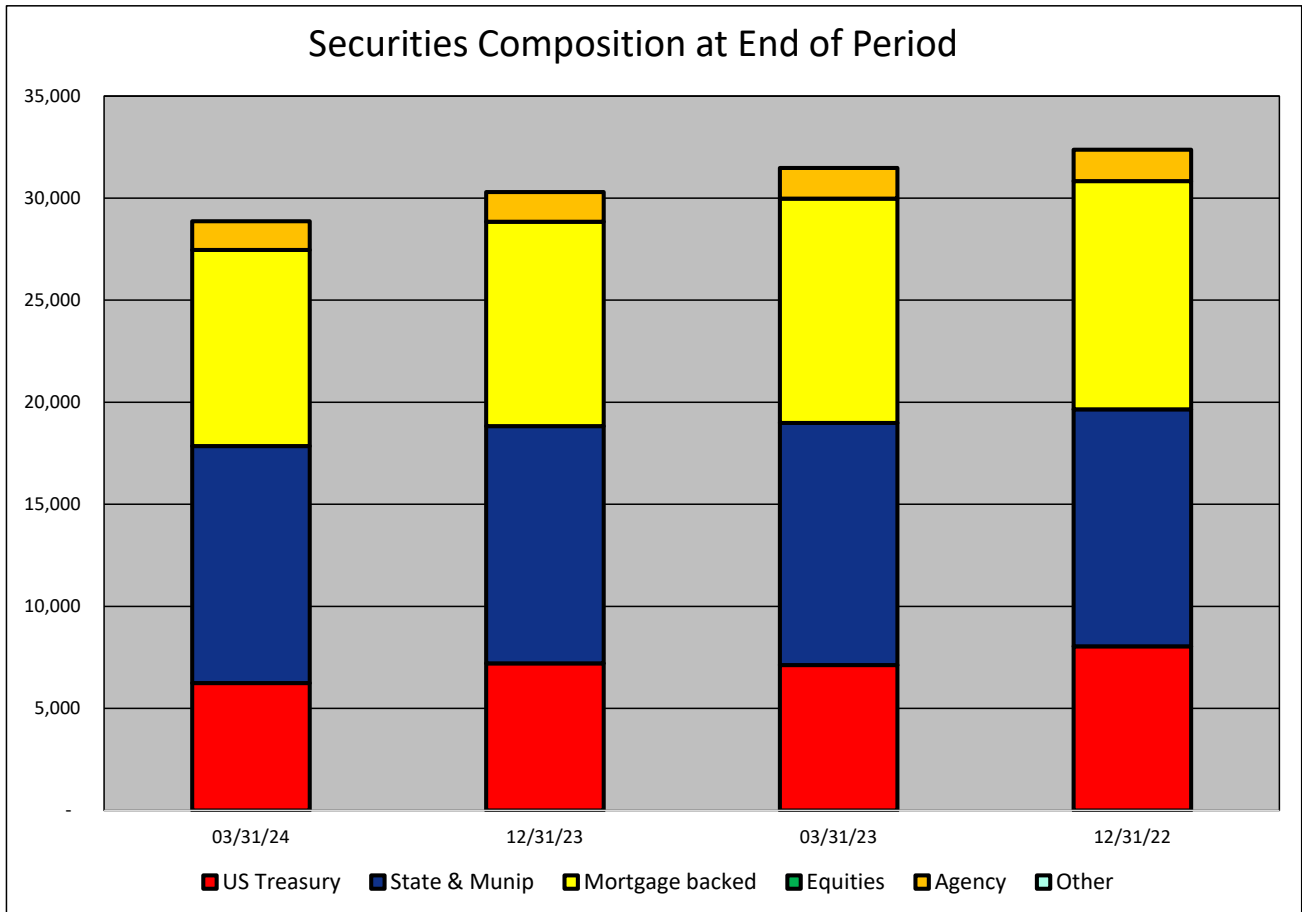
As of:	03/31/24	12/31/23	03/31/23	12/31/22	\$ Change 12 MTHS	% Change 12 MTHS
Total Assets	177,758	167,183	159,450	151,773	18,308	11.48
Cash and Equivalents	17,766	16,999	9,204	3,679	8,562	93.02
Securities	28,867	30,293	31,480	32,370	(2,613)	(8.30)
Loans, net	126,295	115,241	113,616	110,921	12,679	11.16
Deposit Accounts	158,917	150,458	137,963	137,227	20,954	15.19
Fed Funds & Repos	4,223	2,290	1,722	3,445	2,501	145.24
Total Equity	9,886	9,839	9,898	9,264	(12)	(0.12)

Period Ending	03/31/24	12/31/23	03/31/23	12/31/22	\$ Change 12 MTHS	% Change 12 MTHS
Net Earnings	233	735	341	1,219	(108)	(31.67)
Interest Income	2,103	7,514	1,683	5,849	420	24.96
Interest Expense	1,086	2,688	365	659	721	197.53
Net Interest Income	1,017	4,826	1,318	5,190	(301)	(22.84)
Prov for Credit Losses	6	100	25	100	(19)	(76.00)
Noninterest income	76	297	70	411	6	8.57
Gain on Sale of Securities	-	-	-	-	-	NA
Noninterest Expense	854	4,288	1,022	4,282	(168)	(16.44)
Net Operating Income	233	735	341	1,219	(108)	(31.67)
Income Taxes	-	-	-	-	-	NA



SECURITIES COMPOSITION - Commerce Bank & Trust
(Dollars in Thousands)

As of:	03/31/24	12/31/23	03/31/23	12/31/22	\$ Change 12 MTHS	% Change 12 MTHS
SECURITIES CATEGORY:						
US Treasury	6,242	7,214	7,125	8,048	(883)	(12.39)
State & Munip	11,611	11,619	11,860	11,600	(249)	(2.10)
Mortgage backed	9,603	10,006	10,990	11,183	(1,387)	(12.62)
Equities	-	-	-	-	-	NA
Agency	1,411	1,454	1,505	1,539	(94)	(6.25)
Other	-	-	-	-	-	NA
Total Securities	28,867	30,293	31,480	32,370	(2,613)	(8.30)

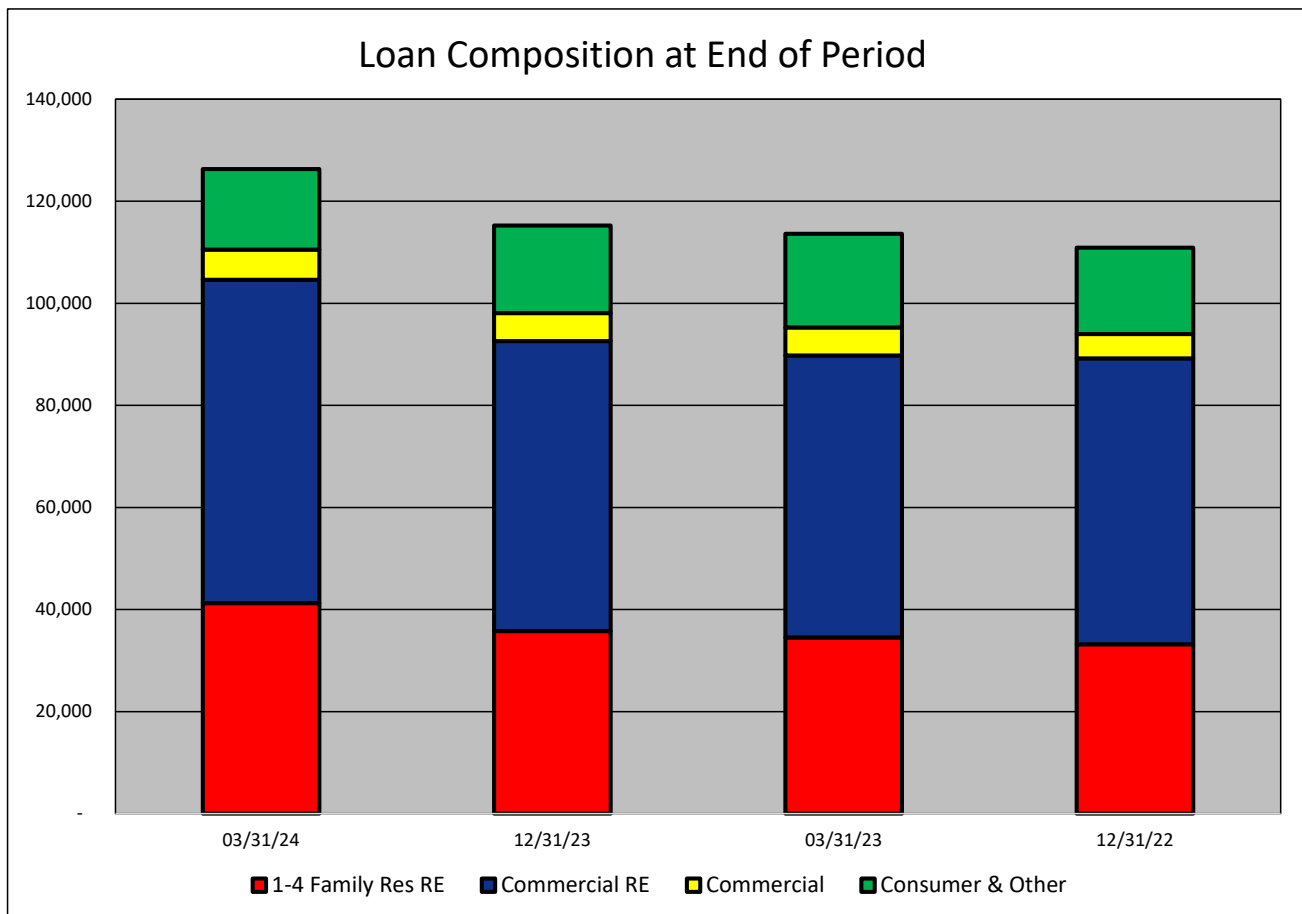


LOAN PORTFOLIO COMPOSITION - Commerce Bank & Trust
(Dollars in Thousands)

As of:	03/31/24	12/31/23	03/31/23	12/31/22	\$ Change 12 MTHS	% Change 12 MTHS
--------	----------	----------	----------	----------	----------------------	---------------------

LOAN CATEGORY:

1-4 Family Res RE	41,225	35,744	34,528	33,167	6,697	19.40
Commercial RE	63,383	56,859	55,241	56,024	8,142	14.74
Commercial	5,896	5,482	5,521	4,807	375	6.79
Consumer & Other	15,791	17,156	18,326	16,923	(2,535)	(13.83)
Loans, Net	126,295	115,241	113,616	110,921	12,679	11.16



LOAN PORTFOLIO QUALITY - Commerce Bank & Trust
(Dollars in Thousands)

As of:	03/31/24	12/31/23	03/31/23	12/31/22	\$ Change 12 MTHS	% Change 12 MTHS
--------	----------	----------	----------	----------	----------------------	---------------------

ALLOWANCE FOR CREDIT LOSSES (LOANS):

Beginning Balance	1,779	1,679	1,679	1,579	100	5.96
Total Recoveries	-	-	-	-	-	NA
Total Charge-offs	-	-	-	-	-	NA
Provision Expense	6	100	25	100	(19)	(76.00)
Writedown Transfer Loans HFS	-	-	-	-	-	NA
Adjustments	-	-	-	-	-	NA
Ending Balance	1,785	1,779	1,704	1,679	81	4.75

NON-PERFORMING ASSETS:

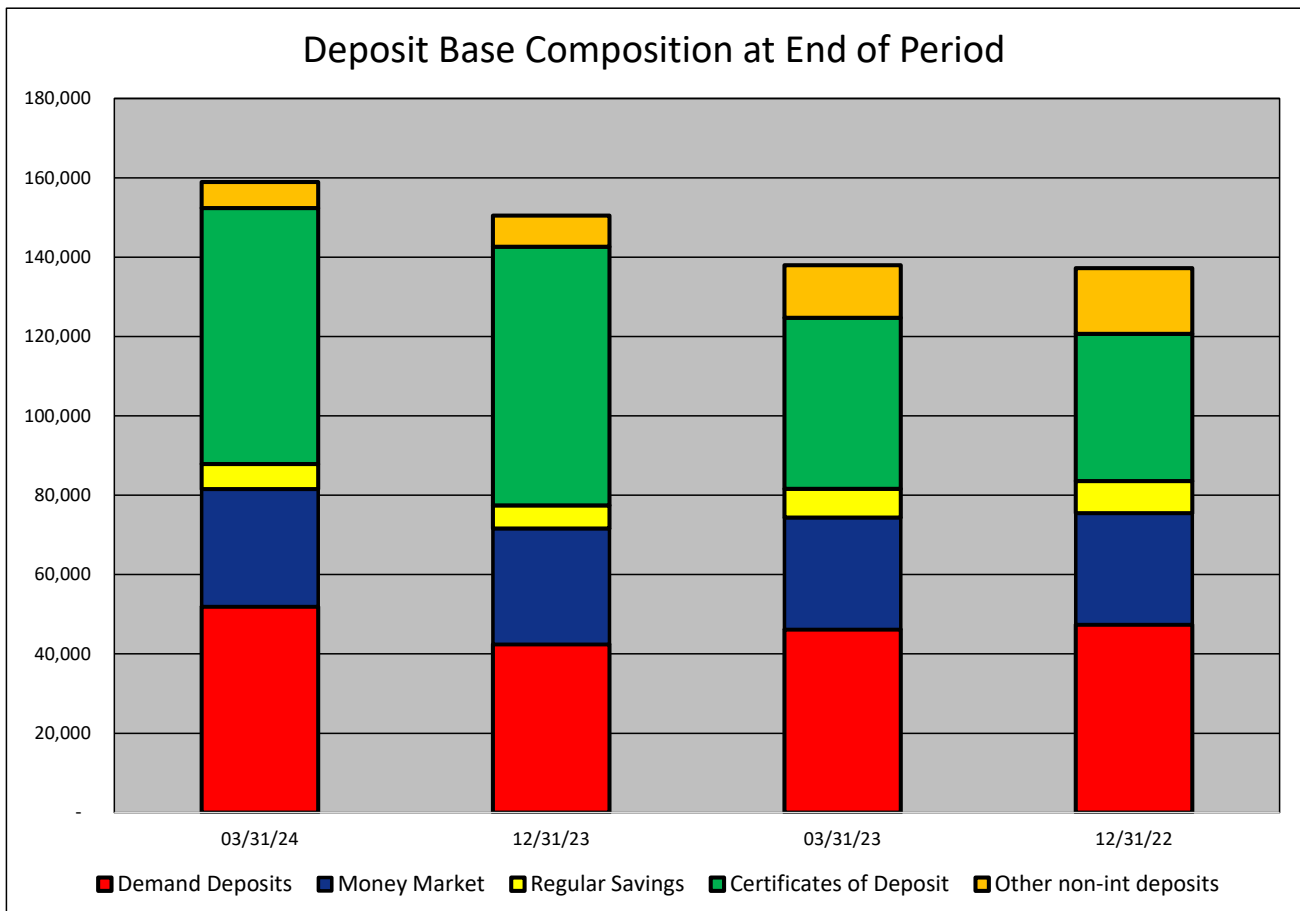
Total-90+ Days Past Due	-	-	-	-	-	NA
Total-Nonaccrual	-	-	-	-	-	NA
Foreclosed Real Estate	-	-	-	-	-	NA
Total Non-perf Assets	-	-	-	-	-	NA

DEPOSIT BASE COMPOSITION - Commerce Bank & Trust
(Dollars in Thousands)

As of:	03/31/24	12/31/23	03/31/23	12/31/22	\$ Change 12 MTHS	% Change 12 MTHS
--------	----------	----------	----------	----------	----------------------	---------------------

DEPOSIT BASE CATEGORY:

Demand Deposits	51,929	42,440	46,180	47,385	5,749	12.45
Money Market	29,639	29,198	28,178	28,070	1,461	5.18
Regular Savings	6,289	5,806	7,241	8,125	(952)	(13.15)
Certificates of Deposit	64,529	65,173	43,143	37,067	21,386	49.57
Other non-int deposits	6,531	7,841	13,221	16,580	(6,690)	(50.60)
Total Deposits	158,917	150,458	137,963	137,227	20,954	15.19

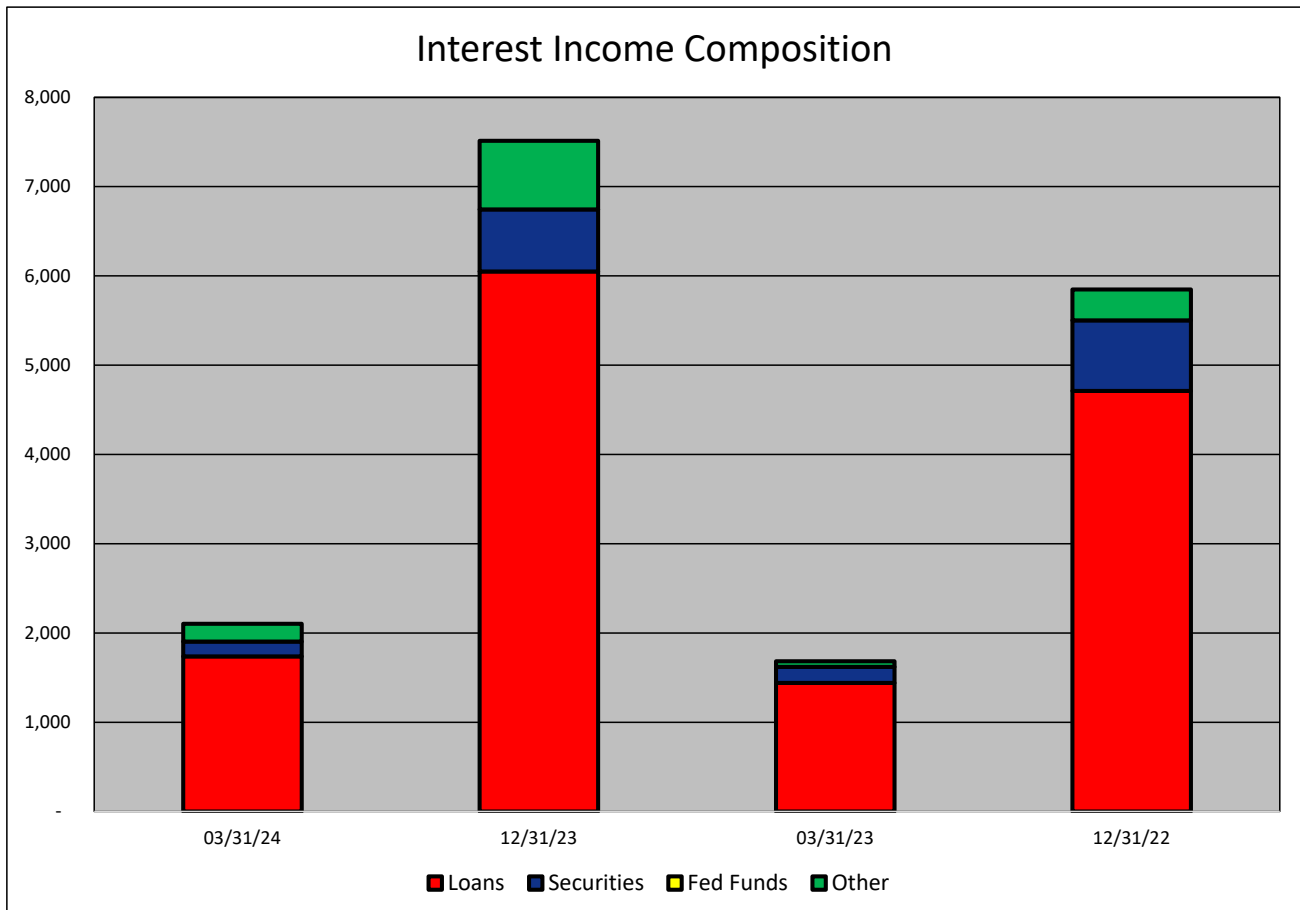


INTEREST INCOME COMPOSITION- Commerce Bank & Trust
(Dollars in Thousands)

As of:	03/31/24	12/31/23	03/31/23	12/31/22	\$ Change 12 MTHS	% Change 12 MTHS
--------	----------	----------	----------	----------	----------------------	---------------------

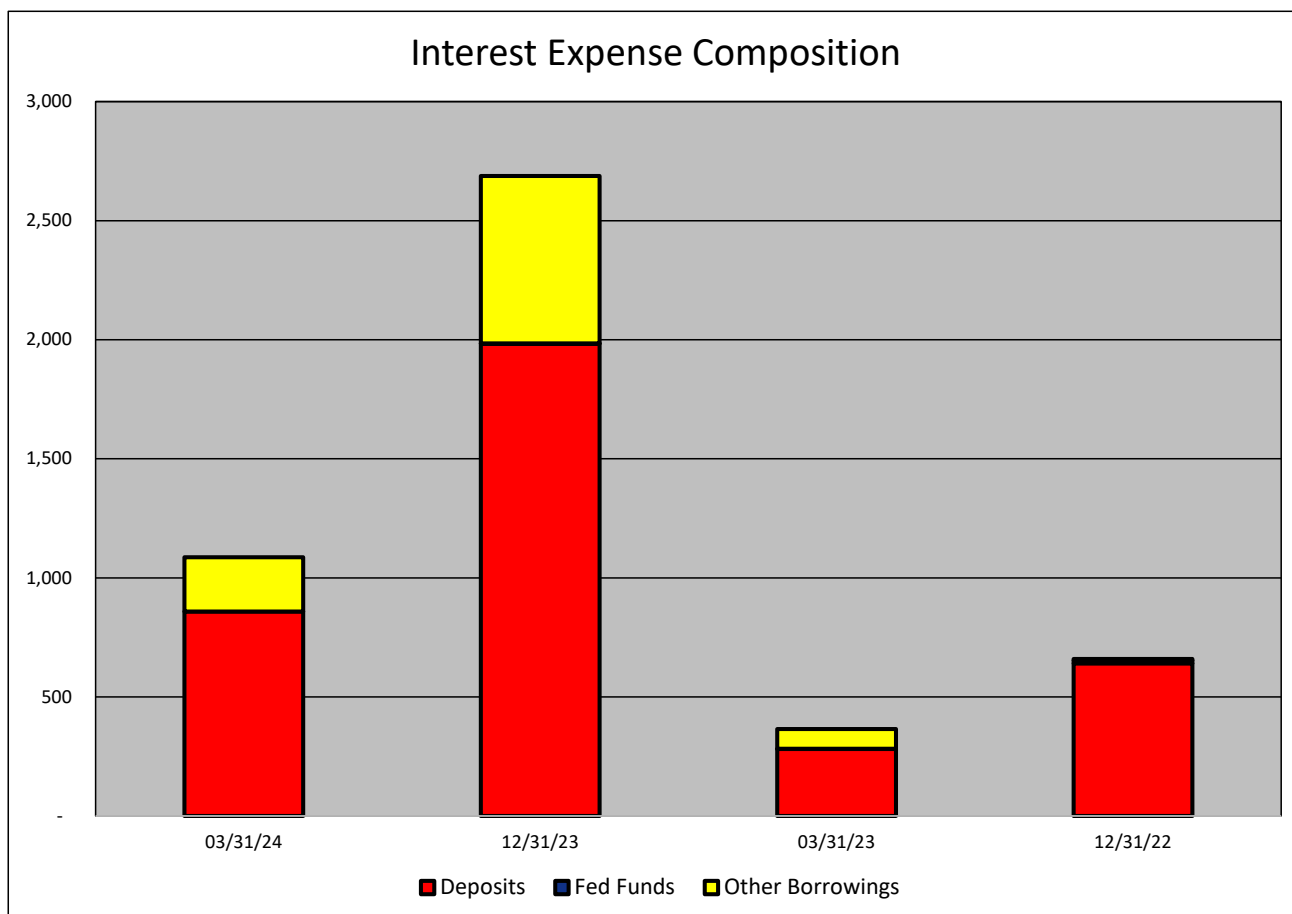
INTEREST INCOME CATEGORY

Loans	1,737	6,051	1,439	4,712	298	20.71
Securities	167	694	180	790	(13)	(7.22)
Fed Funds	-	-	-	-	-	NA
Other	199	769	64	347	135	210.94
Total Int Income	2,103	7,514	1,683	5,849	420	24.96



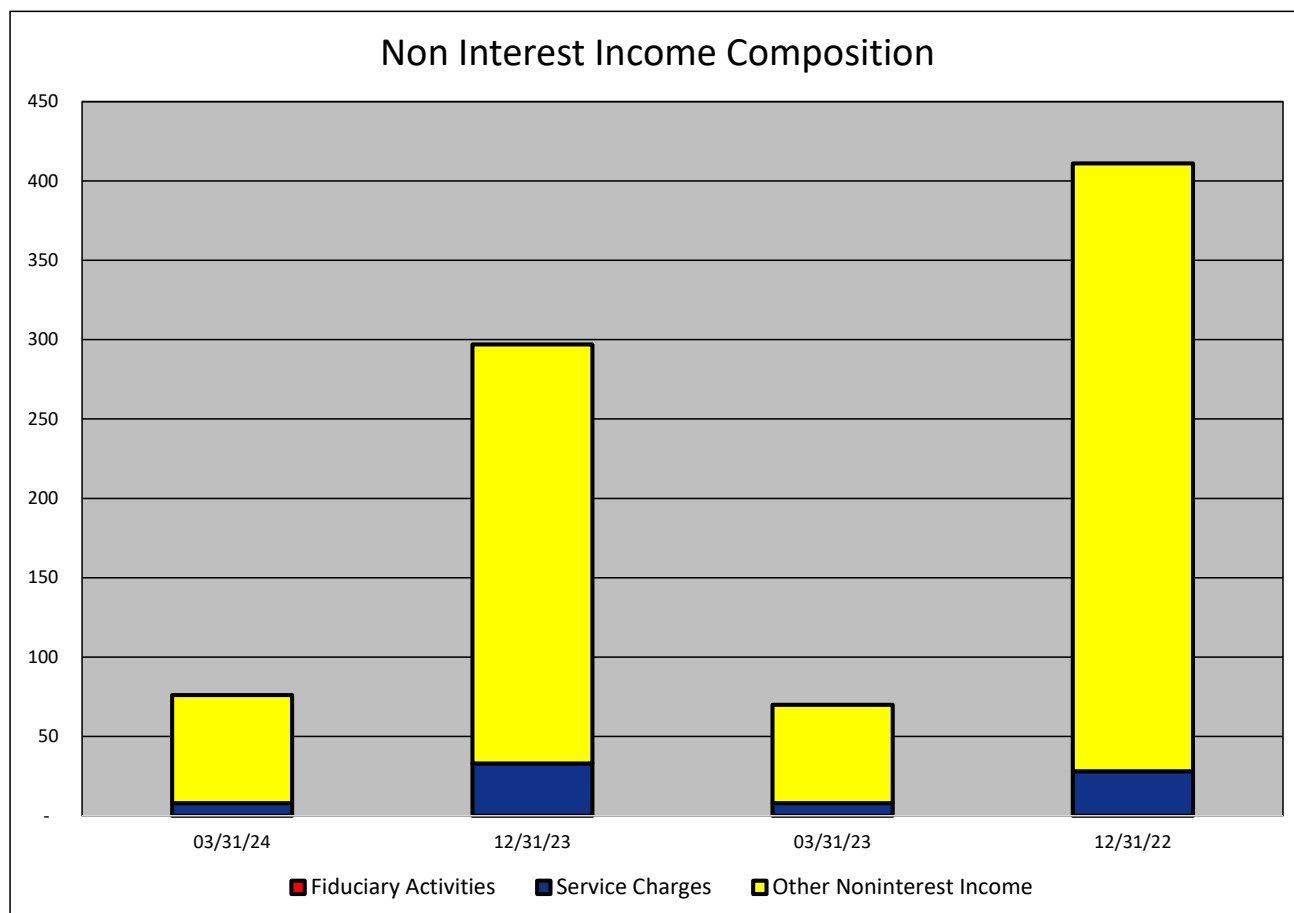
INTEREST EXPENSE COMPOSITION- Commerce Bank & Trust
(Dollars in Thousands)

As of:	03/31/24	12/31/23	03/31/23	12/31/22	\$ Change 12 MTHS	% Change 12 MTHS
INTEREST EXPENSE CATEGORY						
Deposits	859	1,984	281	641	578	205.69
Fed Funds	-	1	1	12	(1)	(100.00)
Other Borrowings	227	703	83	6	144	173.49
Total Int Expense	1,086	2,688	365	659	721	197.53



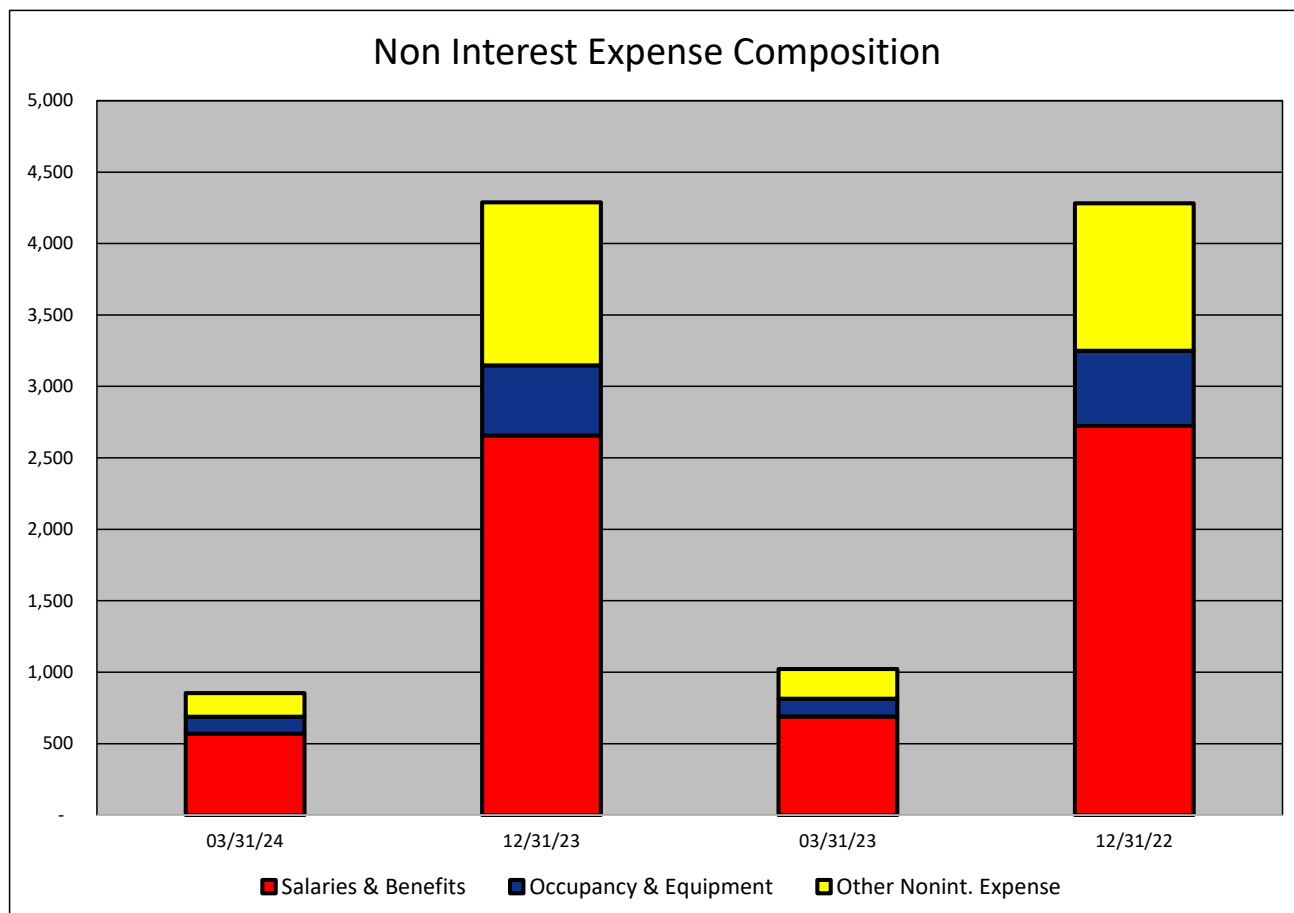
NONINTEREST INCOME COMPOSITION- Commerce Bank & Trust
(Dollars in Thousands)

As of:	03/31/24	12/31/23	03/31/23	12/31/22	\$ Change 12 MTHS	% Change 12 MTHS
NONINTEREST INCOME CATEGORY						
Fiduciary Activities	-	-	-	-	-	NA
Service Charges	8	33	8	28	-	-
Other Noninterest Income	68	264	62	383	6	9.68
Total Nonint. Income	76	297	70	411	6	8.57



NONINTEREST EXPENSE COMPOSITION- Commerce Bank & Trust
(Dollars in Thousands)

As of:	03/31/24	12/31/23	03/31/23	12/31/22	\$ Change 12 MTHS	% Change 12 MTHS
NONINTEREST EXPENSE CATEGORY						
Salaries & Benefits	569	2,657	690	2,723	(121)	(17.54)
Occupancy & Equipment	119	490	124	527	(5)	(4.03)
Other Nonint. Expense	166	1,141	208	1,032	(42)	(20.19)
Total Nonint. Expense	854	4,288	1,022	4,282	(168)	(16.44)



PEER GROUP COMPARISONS REPORT
Central Florida Group

BALANCE SHEET

Institution name	Total Assets \$000		% Change in Assets
	This Year	Last Year	
Crews Bank & Trust	2,189,810	903,798	142.29
Axiom Bank, National Association	873,749	673,161	29.80
Cogent Bank	1,861,049	1,538,946	20.93
First Colony Bank Of Florida	322,108	278,478	15.67
Winter Park National Bank	827,920	717,750	15.35
Commerce Bank & Trust	177,758	159,450	11.48
Sunrise Bank	521,738	469,766	11.06
Surety Bank	204,609	194,892	4.99
First National Bank Of Wauchula	91,225	88,168	3.47
Mainstreet Community Bank Of Florida	788,555	765,869	2.96
Citizens First Bank	3,828,464	3,742,550	2.30
The First National Bank Of Mount Dora	397,544	389,434	2.08
Bank Of Central Florida	1,087,312	1,074,023	1.24
Southstate Bank, National Association	45,127,613	44,902,537	0.50
Citizens Bank And Trust	1,313,139	1,329,359	(1.22)
First Bank	721,527	732,456	(1.49)
Heartland National Bank	715,955	747,606	(4.23)
United Southern Bank	880,436	929,534	(5.28)
Select Peer Average	3,440,584	3,313,210	13.99

PEER GROUP COMPARISONS REPORT
Central Florida Group

BALANCE SHEET

Institution name	Total Loans \$000		% Change in Loans
	This Year	Last Year	
Crews Bank & Trust	1,174,657	555,849	111.33
Axiom Bank, National Association	582,764	465,046	25.31
Cogent Bank	1,524,626	1,272,481	19.82
Bank Of Central Florida	746,939	637,339	17.20
The First National Bank Of Mount Dora	121,460	107,842	12.63
Sunrise Bank	413,784	370,928	11.55
Winter Park National Bank	440,034	394,592	11.52
Commerce Bank & Trust	126,295	113,616	11.16
Citizens Bank And Trust	719,387	647,494	11.10
First Bank	428,567	390,000	9.89
United Southern Bank	377,041	345,323	9.19
Mainstreet Community Bank Of Florida	524,216	486,019	7.86
Southstate Bank, National Association	32,723,863	30,723,431	6.51
Citizens First Bank	1,293,951	1,229,004	5.28
First Colony Bank Of Florida	178,616	170,284	4.89
Surety Bank	82,653	78,894	4.76
Heartland National Bank	156,965	150,657	4.19
First National Bank Of Wauchula	67,668	65,968	2.58

Select Peer Average	2,315,749	2,122,487	15.93
----------------------------	-----------	-----------	-------

PEER GROUP COMPARISONS REPORT
Central Florida Group

CAPITAL RATIOS
For the three months ended March 31, 2024

Institution name	Equity/ Assets	Leverage Ratio	Tier 1 Risk- based Ratio	Risk based Capital Ratio	Common Equity Tier 1 Capital Ratio
Citizens First Bank	9.75	12.68	18.44	19.35	18.44
Surety Bank	9.23	11.76	23.88	24.93	23.88
The First National Bank Of Mount Dora	7.78	11.37	16.17	17.06	16.17
First National Bank Of Wauchula	9.23	10.62	0.00	0.00	0.00
Axiom Bank, National Association	10.22	10.58	13.57	14.83	13.57
Crews Bank & Trust	10.22	10.44	0.00	0.00	0.00
Southstate Bank, National Association	12.83	10.14	12.66	13.99	12.66
Mainstreet Community Bank Of Florida	7.15	9.13	0.00	0.00	0.00
Sunrise Bank	7.53	9.12	0.00	0.00	0.00
First Bank	8.18	9.09	14.44	15.70	14.44
Commerce Bank & Trust	5.56	8.98	12.47	13.72	12.47
Heartland National Bank	7.78	8.76	24.40	25.45	24.40
First Colony Bank Of Florida	7.43	8.73	12.61	13.87	12.61
United Southern Bank	3.92	8.44	15.97	17.22	15.97
Cogent Bank	7.83	8.05	9.56	10.68	9.56
Bank Of Central Florida	6.42	7.96	11.32	12.22	11.32
Citizens Bank And Trust	1.05	7.34	12.24	13.14	12.24
Winter Park National Bank	5.06	6.49	10.42	11.61	10.42

Select Peer Average	7.62	9.43	11.56	12.43	11.56
----------------------------	------	------	-------	-------	-------

PEER GROUP COMPARISONS REPORT
Central Florida Group

BALANCE SHEET RATIOS
For the three months ended March 31, 2024

Institution name	Loans/ Deposits	Gross Loans/ Assets	Securities/ Assets
Cogent Bank	91.01	81.92	14.79
Sunrise Bank	89.89	79.31	15.47
Southstate Bank, National Association	87.70	72.51	15.61
First National Bank Of Wauchula	85.63	74.18	6.23
Commerce Bank & Trust	79.47	71.05	16.24
Axiom Bank, National Association	77.45	66.70	6.64
Bank Of Central Florida	74.09	68.70	18.65
Mainstreet Community Bank Of Florida	73.80	66.48	23.89
First Bank	65.20	59.40	26.41
Winter Park National Bank	64.98	53.15	29.15
First Colony Bank Of Florida	60.26	55.45	16.14
Crews Bank & Trust	60.15	53.64	28.53
Citizens Bank And Trust	56.50	54.78	41.40
United Southern Bank	47.89	42.82	42.33
Surety Bank	44.56	40.40	15.91
Citizens First Bank	39.08	33.80	58.29
The First National Bank Of Mount Dora	33.46	30.55	54.66
Heartland National Bank	24.53	21.92	50.97

Select Peer Average	64.20	57.04	26.74
----------------------------	-------	-------	-------

PEER GROUP COMPARISONS REPORT
Central Florida Group

PROFITABILITY RATIOS
For the three months ended March 31, 2024

Institution name	Avg Total Assets (\$000)	Return on Avg Assets	Return on Avg Equity
Surety Bank	205,292	2.75	30.00
Crews Bank & Trust	2,149,192	1.69	16.57
Heartland National Bank	718,614	1.54	20.46
First Colony Bank Of Florida	299,549	1.48	18.36
The First National Bank Of Mount Dora	370,759	1.36	16.37
Cogent Bank	1,831,928	1.24	15.99
First Bank	721,760	1.08	13.27
Southstate Bank, National Association	45,814,943	1.06	8.39
Bank Of Central Florida	1,110,765	1.05	16.47
Winter Park National Bank	818,680	0.95	18.49
Sunrise Bank	514,531	0.84	11.12
Citizens First Bank	3,857,280	0.72	7.43
Mainstreet Community Bank Of Florida	788,695	0.68	9.55
United Southern Bank	946,411	0.67	18.06
Citizens Bank And Trust	1,416,382	0.61	57.25
Commerce Bank & Trust	170,944	0.55	9.45
First National Bank Of Wauchula	90,060	0.45	4.84
Axiom Bank, National Association	839,916	0.30	2.81

Select Peer Average	3,481,428	1.06	16.38
----------------------------	-----------	------	-------

PEER GROUP COMPARISONS REPORT
Central Florida Group

PROFITABILITY RATIOS
For the three months ended March 31, 2024

Institution name	Noninterest Income/AA	Net Overhead Ratio	Efficiency Ratio	Assets (per million) per Employee
Heartland National Bank	0.24	1.20	41.24	13.02
Winter Park National Bank	0.07	1.00	44.95	28.55
First Colony Bank Of Florida	0.10	1.63	52.02	16.95
Surety Bank	3.46	(0.08)	54.04	5.38
Citizens First Bank	0.61	1.03	54.94	9.84
Bank Of Central Florida	0.23	1.74	57.50	10.98
Cogent Bank	0.74	1.94	58.10	8.62
Crews Bank & Trust	0.86	1.75	58.56	6.07
Southstate Bank, National Association	0.69	1.53	58.90	8.71
First Bank	0.87	1.65	62.96	7.01
The First National Bank Of Mount Dora	3.18	0.68	67.79	5.03
Sunrise Bank	0.07	2.11	69.63	8.84
United Southern Bank	0.56	1.68	70.67	5.64
Mainstreet Community Bank Of Florida	0.33	2.07	73.71	7.81
Commerce Bank & Trust	0.18	1.82	76.69	9.36
Axiom Bank, National Association	1.18	3.06	79.80	6.24
Citizens Bank And Trust	0.69	1.67	80.42	6.73
First National Bank Of Wauchula	0.37	3.70	89.83	3.38

Select Peer Average	0.80	1.68	63.99	9.34
----------------------------	------	------	-------	------

PEER GROUP COMPARISONS REPORT
Central Florida Group

ASSET QUALITY RATIOS
For the three months ended March 31, 2024

Institution name	Allowance/ Loans	Nonperf Loans/ Total Loans	Nonperf Assets/ Total Assets	Adjusted Texas Ratio
Commerce Bank & Trust	1.41	0.00	0.00	0.00
First Colony Bank Of Florida	1.72	0.00	0.00	0.00
Mainstreet Community Bank Of Florida	1.15	0.00	0.00	0.00
Sunrise Bank	1.24	0.00	0.00	0.00
Bank Of Central Florida	0.93	0.02	0.01	0.20
Crews Bank & Trust	1.72	0.03	0.02	0.16
Citizens First Bank	1.62	0.13	0.04	0.40
First Bank	1.64	0.13	0.07	0.51
The First National Bank Of Mount Dora	1.68	0.27	0.08	1.01
Surety Bank	1.28	0.45	0.18	1.89
Heartland National Bank	1.55	0.87	0.19	2.34
United Southern Bank	2.52	0.46	0.20	3.92
Southstate Bank, National Association	1.44	0.53	0.39	2.69
Axiom Bank, National Association	1.41	0.63	0.45	4.07
Winter Park National Bank	1.34	0.85	0.45	7.78
First National Bank Of Wauchula	1.48	0.75	0.56	5.40
Cogent Bank	1.09	0.70	0.57	6.59
Citizens Bank And Trust	1.01	1.56	0.85	53.27
Select Peer Average	1.46	0.41	0.23	5.01

PEER GROUP COMPARISONS REPORT
Central Florida Group

STATEMENT OF CONDITION (% OF ASSETS)
For the three months ended March 31, 2024

Institution name	Cash & Nointerest bearing Deps	Interest- bearing Bal	Fed Funds Sold & Repos	Held to Maturity Secs	Available for Sale Secs
Surety Bank	27.58	12.25	0.00	0.00	15.91
First National Bank Of Wauchula	5.21	10.06	0.00	0.00	6.23
First Bank	2.42	6.53	1.53	0.00	26.41
Commerce Bank & Trust	1.54	8.46	0.00	0.00	16.24
Winter Park National Bank	1.26	14.93	0.00	18.42	10.73
Southstate Bank, National Association	1.06	1.62	0.00	5.42	10.19
United Southern Bank	1.00	8.97	0.00	1.13	41.20
Mainstreet Community Bank Of Florida	0.99	3.67	0.05	0.00	23.89
Axiom Bank, National Association	0.92	22.35	0.00	0.00	6.64
First Colony Bank Of Florida	0.73	27.57	0.00	9.57	6.57
Crews Bank & Trust	0.70	16.18	0.00	21.40	7.13
Heartland National Bank	0.68	23.94	0.00	0.00	50.97
Citizens First Bank	0.62	0.17	3.85	0.00	58.29
The First National Bank Of Mount Dora	0.53	8.49	0.00	0.00	54.66
Bank Of Central Florida	0.47	8.98	0.00	0.00	18.65
Sunrise Bank	0.46	2.90	0.00	0.96	14.52
Citizens Bank And Trust	0.33	0.85	0.00	0.00	41.40
Cogent Bank	0.17	2.52	0.00	0.00	14.79

Select Peer Average	2.59	10.02	0.30	3.16	23.58
----------------------------	------	-------	------	------	-------

PEER GROUP COMPARISONS REPORT
Central Florida Group

STATEMENT OF CONDITION (% OF ASSETS)
For the three months ended March 31, 2024

Institution name	Net Loans & Leases	Premises & Fixed Assets	Total Real Estate Owned	Intangible Assets
Cogent Bank	80.97	0.27	0.00	0.09
Sunrise Bank	78.33	1.77	0.00	0.00
First National Bank Of Wauchula	73.08	1.33	0.00	0.00
Southstate Bank, National Association	71.35	1.16	0.00	4.64
Commerce Bank & Trust	70.04	0.25	0.00	0.00
Bank Of Central Florida	68.05	1.46	0.00	0.02
Axiom Bank, National Association	65.76	1.29	0.01	0.13
Mainstreet Community Bank Of Florida	65.64	2.14	0.00	0.01
First Bank	58.42	1.99	0.00	0.00
First Colony Bank Of Florida	54.50	0.40	0.00	0.00
Citizens Bank And Trust	54.23	1.41	0.00	0.00
Crews Bank & Trust	52.72	1.25	0.00	0.00
Winter Park National Bank	52.44	0.34	0.00	0.00
United Southern Bank	41.75	1.19	0.00	0.00
Surety Bank	39.88	0.93	0.00	0.00
Citizens First Bank	32.85	1.41	0.00	0.43
The First National Bank Of Mount Dora	30.04	0.95	0.00	0.00
Heartland National Bank	21.57	0.57	0.00	0.00

Select Peer Average	56.20	1.12	0.00	0.30
----------------------------	-------	------	------	------

PEER GROUP COMPARISONS REPORT
Central Florida Group

STATEMENT OF CONDITION (% OF TOTAL FUNDING SOURCES)
For the three months ended March 31, 2024

Institution name	Non Interest Bearing Deps	Interest Bearing Deps	Total Deps	Total Fed Funds & Repos	Other Borrowed Money
United Southern Bank	55.25	38.78	94.03	0.00	5.97
Crews Bank & Trust	42.81	57.00	99.81	0.18	0.00
The First National Bank Of Mount Dora	41.89	58.11	100.00	0.00	0.00
Surety Bank	40.06	59.94	100.00	0.00	0.00
First Bank	36.57	63.43	100.00	0.00	0.00
Citizens Bank And Trust	35.46	63.59	99.05	0.95	0.00
Axiom Bank, National Association	35.13	61.65	96.78	0.00	3.22
Bank Of Central Florida	32.75	67.25	100.00	0.00	0.00
Mainstreet Community Bank Of Florida	32.18	65.62	97.80	0.00	2.20
First Colony Bank Of Florida	31.95	68.05	100.00	0.00	0.00
Commerce Bank & Trust	31.24	64.42	95.65	2.54	1.81
Southstate Bank, National Association	28.21	70.32	98.53	1.46	0.01
First National Bank Of Wauchula	27.93	69.60	97.53	0.00	2.47
Sunrise Bank	26.46	69.98	96.44	0.00	3.56
Heartland National Bank	25.50	72.31	97.80	2.20	0.00
Cogent Bank	25.03	73.21	98.24	0.00	1.76
Winter Park National Bank	22.49	64.21	86.70	0.49	12.80
Citizens First Bank	17.42	79.35	96.76	3.24	0.00

Select Peer Average	32.68	64.82	97.51	0.61	1.88
----------------------------	-------	-------	-------	------	------

PEER GROUP COMPARISONS REPORT
Central Florida Group

YIELDS, COSTS & SPREADS - ASSET YIELDS
For the three months ended March 31, 2024

Institution name	Yield on Earning Assets	Cost of Funds	Net Interest Margin	Avg Earning Assets/AA
First National Bank Of Wauchula	6.23	2.63	4.47	92.80
Axiom Bank, National Association	6.53	3.79	4.30	96.11
Cogent Bank	6.60	4.05	3.85	99.34
Surety Bank	6.11	3.22	3.83	69.59
Crews Bank & Trust	4.79	2.28	3.62	98.35
Southstate Bank, National Association	4.96	2.38	3.35	91.11
Heartland National Bank	4.85	2.14	3.35	96.94
First Bank	4.66	2.20	3.30	94.27
Bank Of Central Florida	4.91	2.57	3.28	97.19
First Colony Bank Of Florida	4.94	2.05	3.14	99.04
Sunrise Bank	5.68	3.77	3.12	98.11
Mainstreet Community Bank Of Florida	4.60	2.34	3.10	94.27
United Southern Bank	3.87	1.26	2.68	96.53
Commerce Bank & Trust	4.98	3.58	2.41	98.89
Winter Park National Bank	4.75	3.23	2.37	97.70
Citizens First Bank	4.03	1.91	2.35	97.45
The First National Bank Of Mount Dora	3.66	2.23	2.34	97.49
Citizens Bank And Trust	3.82	2.46	2.30	96.65
Select Peer Average	5.00	2.67	3.26	95.10