

Cogent Bank

Orlando, FL

Established

9/10/1999

Florida Bank and Thrift Performance Report

Table of Contents

Title	Page
PEER GROUP POSITION	1
EXECUTIVE SUMMARY	2
SELECTED FINANCIAL DATA	3
SECURITIES COMPOSITION	4
LOAN PORTFOLIO COMPOSITION	5
LOAN PORTFOLIO QUALITY	6
DEPOSIT BASE COMPOSITION	7
INTEREST INCOME COMPOSITION	8
INTEREST EXPENSE COMPOSITION	9
NONINTEREST INCOME COMPOSITION	10
NONINTEREST EXPENSE COMPOSITION	11
PEER GROUP COMPARISONS REPORT	12-22

FLORIDA BANKING TEAM

Robert Brink, Steve Kania, Ted Hacker, David Ajvazi, Michael Squitieri, Erica Hines, Sacha Widmaier, Kristin Moroso, Anthony Hagbartsen, Madeline Bogumil, Lauren Klindt, Phillip Berdeguer, Andrew Joyce, Dylan Frayne, Mai Tran, Meranda Joseph, Patricia Romero, Vanessa Hossler, Adam McCord, Michael Law, Joseph Fazio, Allyson Wiitala, Jacob Ingram, John Leonardi

Information contained herein was obtained from FIS is believed to be reliable however, accuracy is not guaranteed and all peer and state averages are simple averages.

PEER GROUP POSITION
For the
Central Florida Group

For the three months ended March 31, 2023

Institution name	Total Assets (\$'000's)
Southstate Bank, National Association	44,902,537
Citizens First Bank	3,742,550
Cogent Bank	1,538,946
Citizens Bank And Trust	1,329,359
Bank Of Central Florida	1,074,023
United Southern Bank	929,534
Wauchula State Bank	903,798
Mainstreet Community Bank Of Florida	765,869
Heartland National Bank	747,606
First Bank	732,456
Winter Park National Bank	717,750
Axiom Bank, National Association	673,161
Sunrise Bank	469,766
The First National Bank Of Mount Dora	389,434
First Colony Bank Of Florida	278,478
Crews Bank & Trust	222,161
Surety Bank	194,892
Commerce Bank & Trust	159,450
First National Bank Of Wauchula	88,168

Institution name	Return on Avg Assets (%)
Surety Bank	3.12
Wauchula State Bank	2.40
Crews Bank & Trust	1.91
First Colony Bank Of Florida	1.83
Heartland National Bank	1.75
Cogent Bank	1.43
Citizens First Bank	1.42
Southstate Bank, National Association	1.33
Winter Park National Bank	1.31
Sunrise Bank	1.27
The First National Bank Of Mount Dora	1.12
First National Bank Of Wauchula	1.03
United Southern Bank	1.02
First Bank	0.98
Mainstreet Community Bank Of Florida	0.88
Commerce Bank & Trust	0.87
Bank Of Central Florida	0.83
Citizens Bank And Trust	0.82
Axiom Bank, National Association	(0.07)

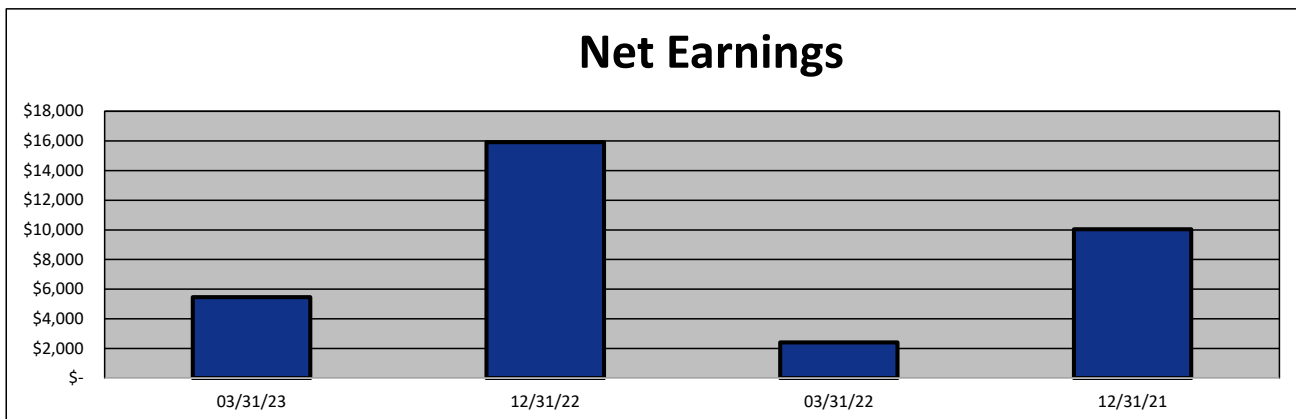
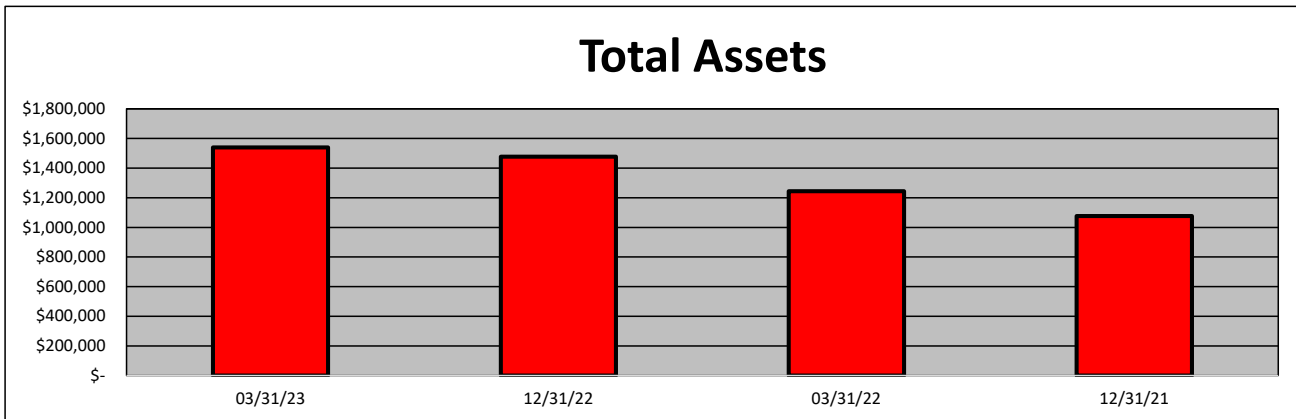
EXECUTIVE SUMMARY - Cogent Bank
(Percentage)

Period Ending	03/31/23	12/31/22	03/31/22	12/31/21	State Avg.	Peer Avg.
CAPITAL RATIOS						
Equity/Assets	8.14	8.05	8.55	8.51	9.92	7.77
Leverage Ratio	8.52	8.93	9.03	8.61	11.01	9.45
Tier 1 Cap/Risk Based Assets	10.28	10.19	12.00	11.14	18.60	12.08
Risk Based Ratio	11.52	11.42	13.25	12.38	19.49	12.95
Common Equity Tier 1 Capital Ratio	10.28	10.19	12.00	11.14	18.60	12.08
BALANCE SHEET RATIOS:						
Loan/Deposit Ratio	94.34	97.07	77.91	84.09	60.06	62.33
Loans/Assets	82.69	82.98	70.77	76.58	49.99	55.19
Securities/Assets	13.96	13.24	10.63	11.81	20.52	28.58
PROFITABILITY:						
Return on Avg Assets	1.43	1.24	0.81	1.06	0.23	1.33
Return on Avg Equity	17.90	14.73	9.71	12.83	6.95	23.43
Nonint Income/Avg Assets	0.35	0.53	0.59	0.70	0.88	0.69
Net Overhead Ratio	2.25	2.15	2.13	2.00	2.15	1.75
Efficiency Ratio	55.64	56.53	63.87	58.53	136.11	59.09
Assets (per million) per Employee	8.10	8.39	7.72	6.94	10.18	8.67
ASSET QUALITY:						
Allowance/Loans	1.16	1.22	1.28	1.21	1.39	1.53
Nonperforming Loans/Total Loans	0.31	0.35	0.47	0.50	0.53	0.46
Nonperforming Assets/Total Assets	0.25	0.29	0.33	0.39	0.32	0.26
Adjusted Texas Ratio	2.78	3.22	3.51	4.09	2.37	2.69
YIELDS & COSTS:						
Yield on earning assets	5.65	4.66	3.89	4.20	2.93	4.30
Cost of funds	2.57	0.84	0.35	0.42	0.30	1.28
Net interest margin	4.19	4.19	3.69	3.94	2.55	3.66
Avg Earning Assets/Avg Assets	101.97	100.07	99.25	99.31	91.48	95.47

SELECTED FINANCIAL DATA - Cogent Bank
(Dollars in Thousands)

As of:	03/31/23	12/31/22	03/31/22	12/31/21	\$ Change 12 MTHS	% Change 12 MTHS
Total Assets	1,538,946	1,476,523	1,243,617	1,076,177	295,329	23.75
Cash and Equivalents	41,714	45,190	228,166	125,302	(186,452)	(81.72)
Securities	214,890	195,510	132,142	127,134	82,748	62.62
Loans, net	1,272,481	1,225,265	880,061	824,167	392,420	44.59
Deposit Accounts	1,348,770	1,262,196	1,129,552	980,097	219,218	19.41
Fed Funds & Repos	-	-	-	-	-	NA
Total Equity	125,291	118,867	106,293	91,574	18,998	17.87

Period Ending	03/31/23	12/31/22	03/31/22	12/31/21	\$ Change 12 MTHS	% Change 12 MTHS
Net Earnings	5,464	15,915	2,401	10,035	3,063	127.57
Interest Income	21,971	59,651	11,489	39,683	10,482	91.24
Interest Expense	5,668	6,007	604	2,535	5,064	838.41
Net Interest Income	16,303	53,644	10,885	37,148	5,418	49.77
Prov for Credit Losses	661	4,993	1,348	5,258	(687)	(50.96)
Noninterest income	1,350	6,767	1,753	6,693	(403)	(22.99)
Gain on Sale of Securities	-	-	-	51	-	NA
Noninterest Expense	9,913	34,244	8,074	25,666	1,839	22.78
Net Operating Income	7,079	21,174	3,216	12,917	3,863	120.12
Income Taxes	1,615	5,259	815	2,933	800	98.16

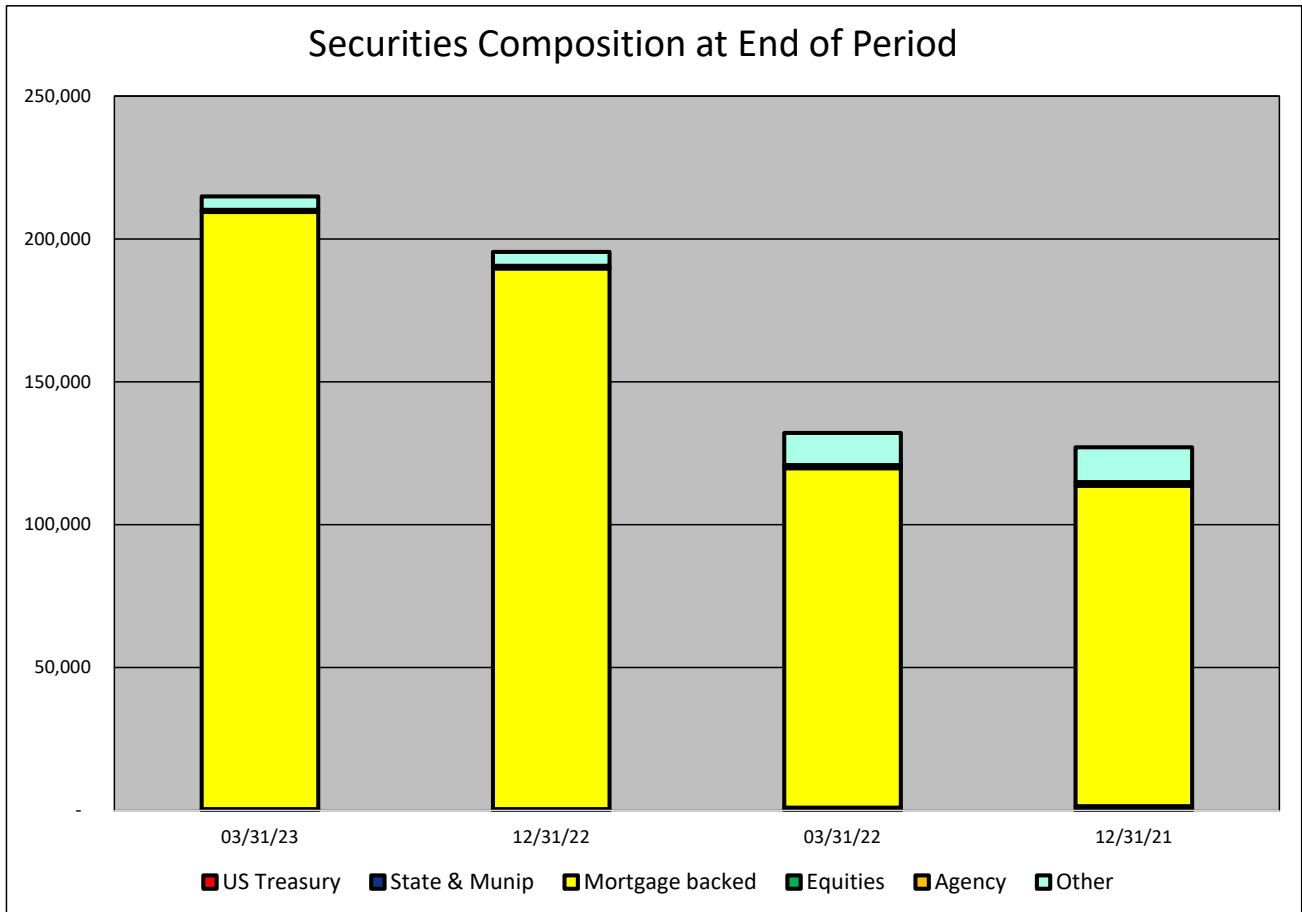


SECURITIES COMPOSITION - Cogent Bank
(Dollars in Thousands)

As of:	03/31/23	12/31/22	03/31/22	12/31/21	\$ Change 12 MTHS	% Change 12 MTHS
--------	----------	----------	----------	----------	----------------------	---------------------

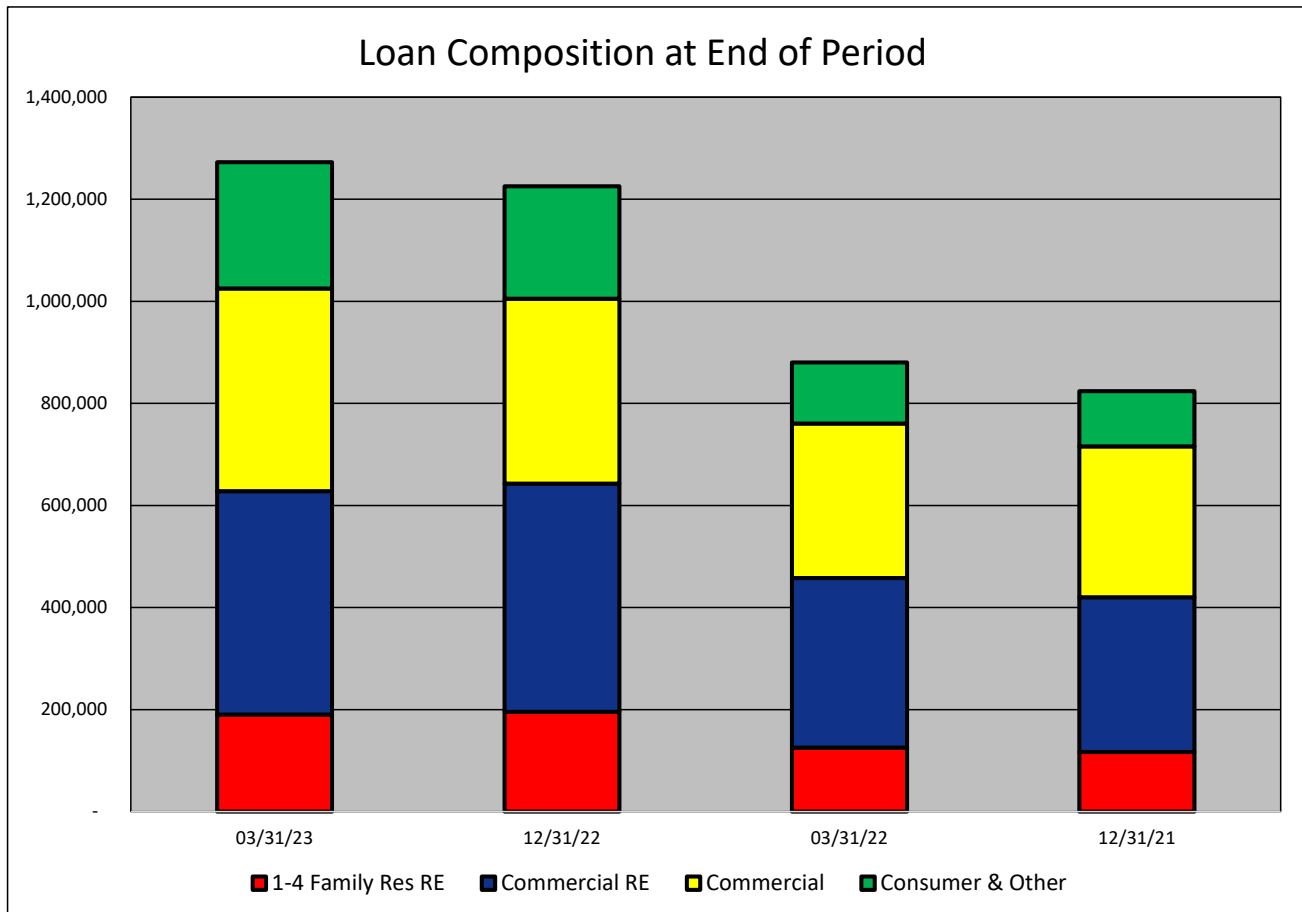
SECURITIES CATEGORY:

US Treasury	-	-	-	-	-	NA
State & Munip	491	488	1,013	1,545	(522)	(51.53)
Mortgage backed	208,920	189,235	118,723	112,110	90,197	75.97
Equities	-	-	-	-	-	NA
Agency	804	883	1,128	1,291	(324)	(28.72)
Other	4,675	4,904	11,278	12,188	(6,603)	(58.55)
Total Securities	214,890	195,510	132,142	127,134	82,748	62.62



LOAN PORTFOLIO COMPOSITION - Cogent Bank
(Dollars in Thousands)

As of:	03/31/23	12/31/22	03/31/22	12/31/21	\$ Change 12 MTHS	% Change 12 MTHS
LOAN CATEGORY:						
1-4 Family Res RE	190,196	195,358	125,293	116,908	64,903	51.80
Commercial RE	437,677	447,229	332,219	303,058	105,458	31.74
Commercial	397,186	362,557	303,247	295,759	93,939	30.98
Consumer & Other	247,422	220,121	119,302	108,442	128,120	107.39
Loans, Net	<u>1,272,481</u>	<u>1,225,265</u>	<u>880,061</u>	<u>824,167</u>	<u>392,420</u>	<u>44.59</u>



LOAN PORTFOLIO QUALITY - Cogent Bank
(Dollars in Thousands)

As of:	03/31/23	12/31/22	03/31/22	12/31/21	\$ Change 12 MTHS	% Change 12 MTHS
--------	----------	----------	----------	----------	----------------------	---------------------

ALLOWANCE FOR CREDIT LOSSES (LOANS):

Beginning Balance	14,955	9,937	9,937	4,695	5,018	50.50
Total Recoveries	3	29	4	11	(1)	(25.00)
Total Charge-offs	-	4	-	28	-	NA
Provision Expense	661	4,993	1,348	5,258	(687)	(50.96)
Writedown Transfer Loans HFS	-	-	-	-	-	NA
Adjustments	(921)	-	-	-	(921)	NA
Ending Balance	14,698	14,955	11,289	9,937	3,409	30.20

NON-PERFORMING ASSETS:

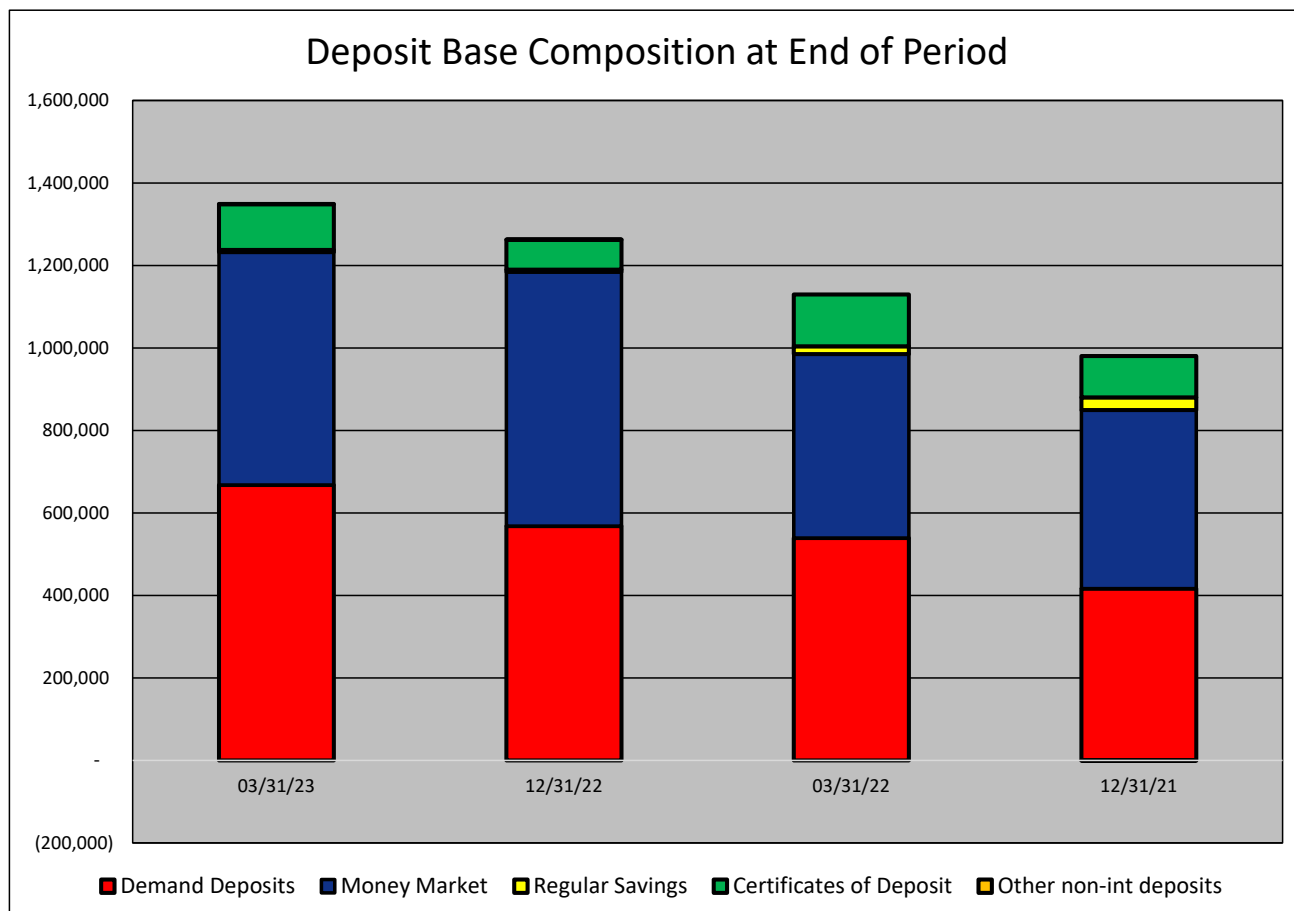
Total-90+ Days Past Due	3	-	-	-	3	NA
Total-Nonaccrual	3,886	4,306	4,123	4,155	(237)	(5.75)
Foreclosed Real Estate	-	-	-	-	-	NA
Total Non-perf Assets	3,889	4,306	4,123	4,155	(234)	(5.68)

DEPOSIT BASE COMPOSITION - Cogent Bank
(Dollars in Thousands)

As of:	03/31/23	12/31/22	03/31/22	12/31/21	\$ Change 12 MTHS	% Change 12 MTHS
--------	----------	----------	----------	----------	----------------------	---------------------

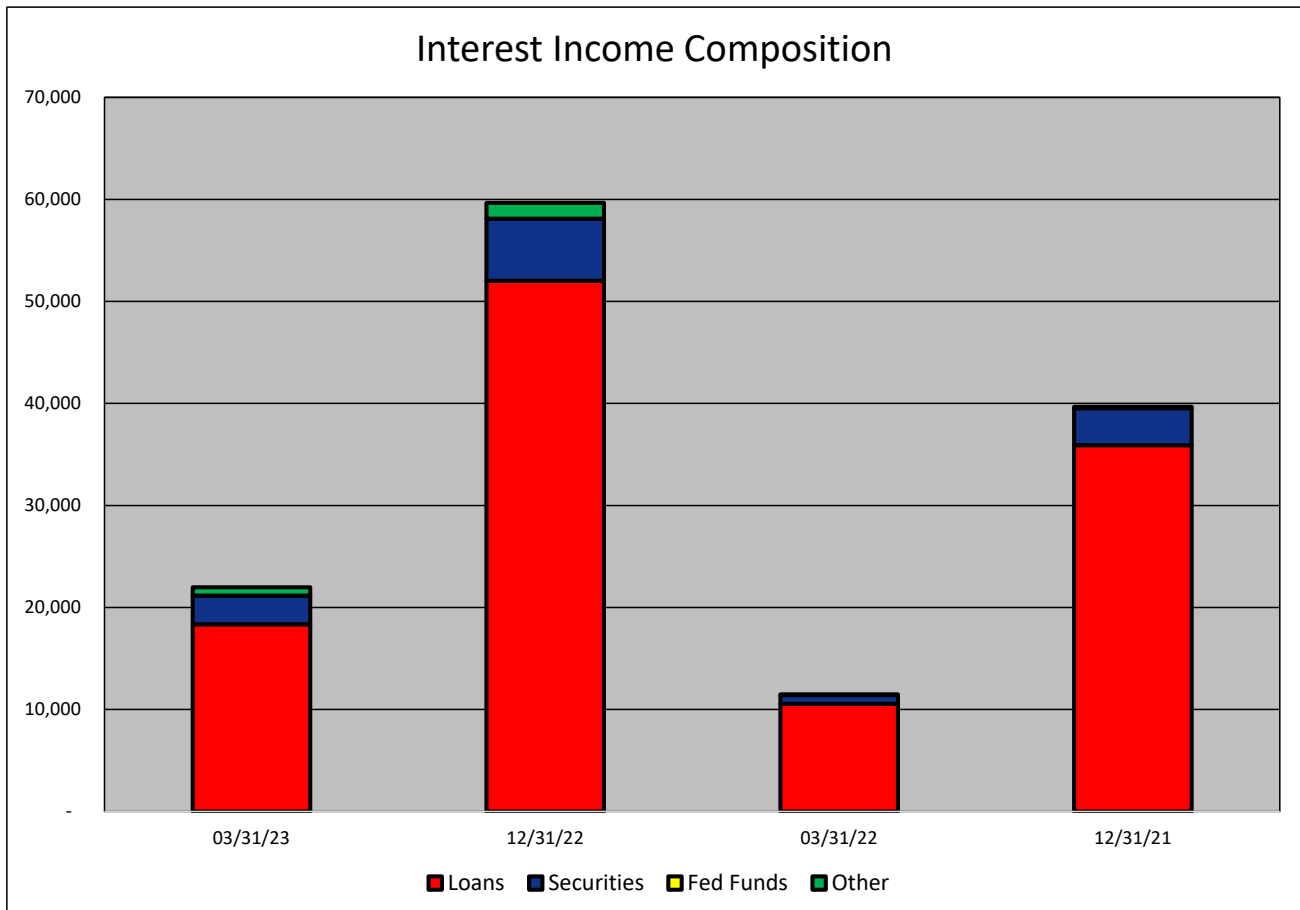
DEPOSIT BASE CATEGORY:

Demand Deposits	667,462	568,087	539,094	416,598	128,368	23.81
Money Market	564,816	616,171	445,902	432,847	118,914	26.67
Regular Savings	5,195	5,802	19,095	30,834	(13,900)	(72.79)
Certificates of Deposit	111,296	72,135	125,461	99,820	(14,165)	(11.29)
Other non-int deposits	1	1	-	(2)	1	NA
Total Deposits	1,348,770	1,262,196	1,129,552	980,097	219,218	19.41



INTEREST INCOME COMPOSITION- Cogent Bank
(Dollars in Thousands)

As of:	03/31/23	12/31/22	03/31/22	12/31/21	\$ Change 12 MTHS	% Change 12 MTHS
INTEREST INCOME CATEGORY						
Loans	18,359	52,033	10,545	35,900	7,814	74.10
Securities	2,800	6,079	863	3,624	1,937	224.45
Fed Funds	-	-	-	-	-	NA
Other	812	1,539	81	159	731	902.47
Total Int Income	21,971	59,651	11,489	39,683	10,482	91.24

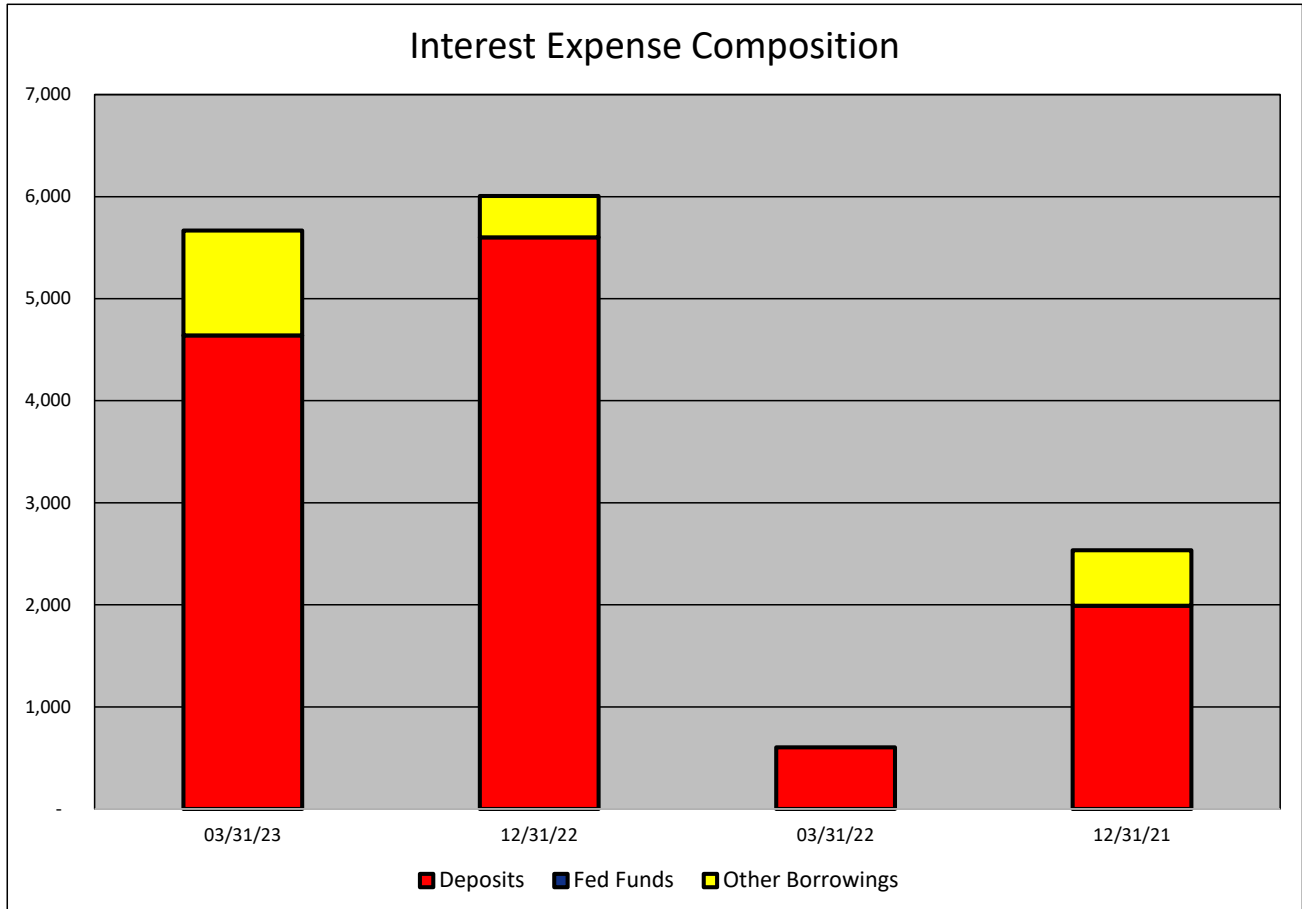


INTEREST EXPENSE COMPOSITION- Cogent Bank
(Dollars in Thousands)

As of:	03/31/23	12/31/22	03/31/22	12/31/21	\$ Change 12 MTHS	% Change 12 MTHS
--------	----------	----------	----------	----------	----------------------	---------------------

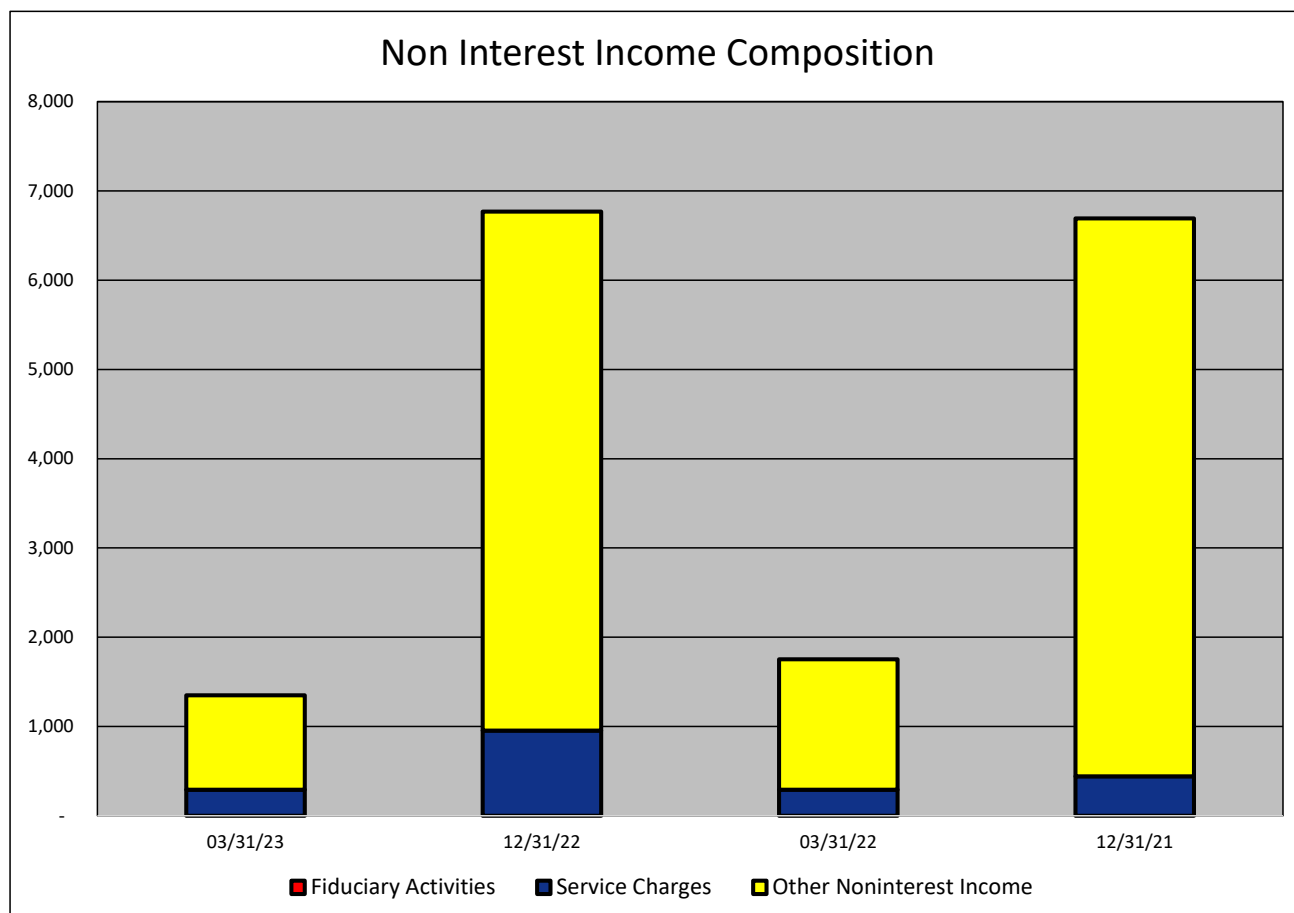
INTEREST EXPENSE CATEGORY

Deposits	4,639	5,601	604	1,991	4,035	668.05
Fed Funds	-	-	-	-	-	NA
Other Borrowings	1,029	406	-	544	1,029	NA
Total Int Expense	5,668	6,007	604	2,535	5,064	838.41



NONINTEREST INCOME COMPOSITION- Cogent Bank
(Dollars in Thousands)

As of:	03/31/23	12/31/22	03/31/22	12/31/21	\$ Change 12 MTHS	% Change 12 MTHS
NONINTEREST INCOME CATEGORY						
Fiduciary Activities	-	-	-	-	-	NA
Service Charges	291	954	293	442	(2)	(0.68)
Other Noninterest Income	1,059	5,813	1,460	6,251	(401)	(27.47)
Total Nonint. Income	1,350	6,767	1,753	6,693	(403)	(22.99)

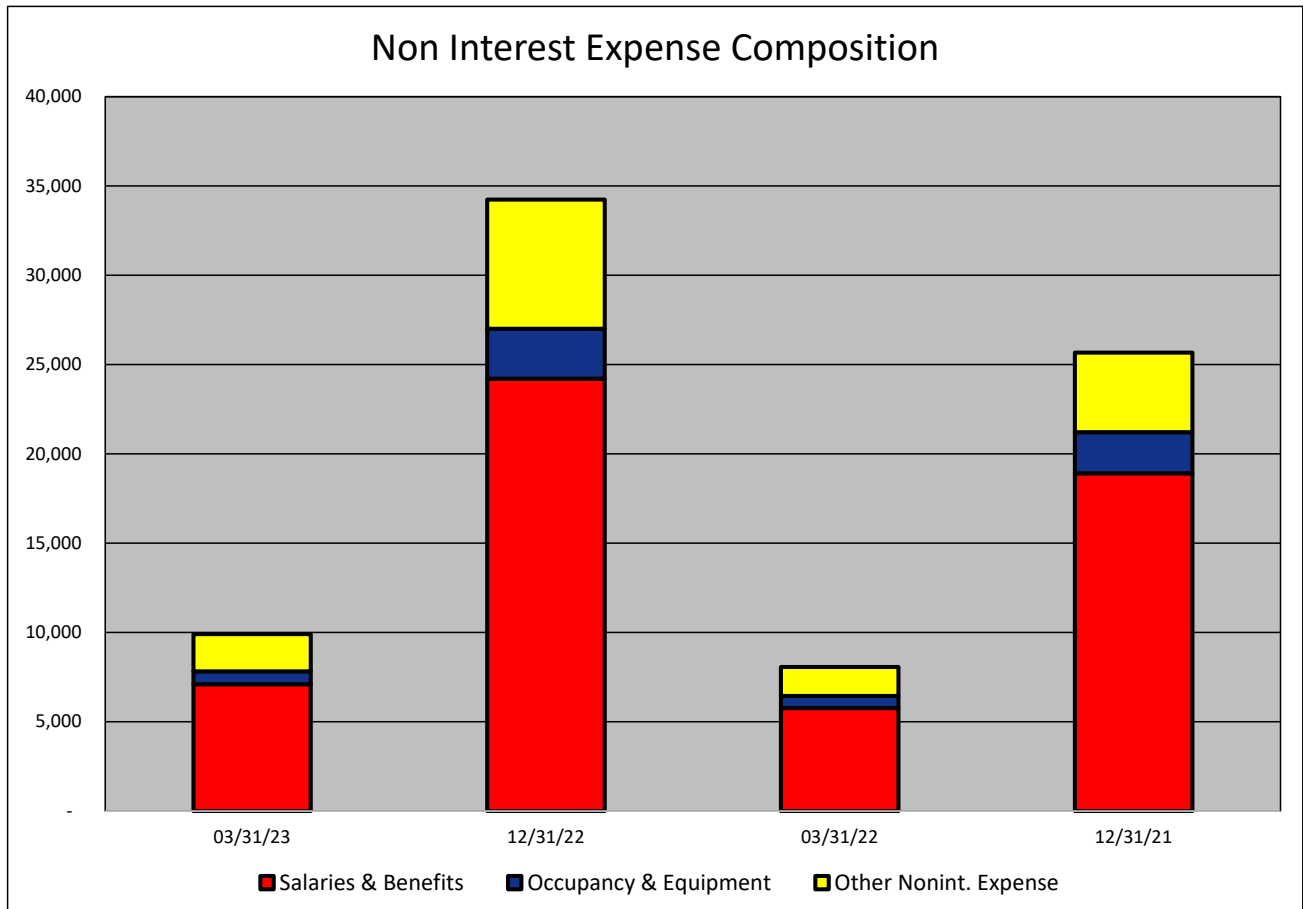


NONINTEREST EXPENSE COMPOSITION- Cogent Bank
(Dollars in Thousands)

As of:	03/31/23	12/31/22	03/31/22	12/31/21	\$ Change 12 MTHS	% Change 12 MTHS
--------	----------	----------	----------	----------	----------------------	---------------------

NONINTEREST EXPENSE CATEGORY

Salaries & Benefits	7,098	24,211	5,771	18,909	1327	22.99
Occupancy & Equipment	724	2,796	674	2,303	50	7.42
Other Nonint. Expense	2,091	7,237	1,629	4,454	462	28.36
Total Nonint. Expense	9,913	34,244	8,074	25,666	1839	22.78



PEER GROUP COMPARISONS REPORT
Central Florida Group

BALANCE SHEET

Institution name	Total Assets \$000		% Change in Assets
	This Year	Last Year	
Cogent Bank	1,538,946	1,243,617	23.75
Sunrise Bank	469,766	407,599	15.25
First Bank	732,456	647,856	13.06
Heartland National Bank	747,606	674,869	10.78
United Southern Bank	929,534	840,015	10.66
Bank Of Central Florida	1,074,023	1,009,599	6.38
Axiom Bank, National Association	673,161	637,467	5.60
Citizens Bank And Trust	1,329,359	1,265,143	5.08
The First National Bank Of Mount Dora	389,434	382,657	1.77
Mainstreet Community Bank Of Florida	765,869	770,263	(0.57)
First National Bank Of Wauchula	88,168	89,224	(1.18)
Southstate Bank, National Association	44,902,537	46,182,119	(2.77)
Crews Bank & Trust	222,161	233,183	(4.73)
Surety Bank	194,892	204,905	(4.89)
Winter Park National Bank	717,750	759,789	(5.53)
First Colony Bank Of Florida	278,478	297,707	(6.46)
Wauchula State Bank	903,798	966,999	(6.54)
Citizens First Bank	3,742,550	4,013,670	(6.75)
Commerce Bank & Trust	159,450	178,053	(10.45)

Select Peer Average	3,150,523	3,200,249	2.23
----------------------------	-----------	-----------	------

PEER GROUP COMPARISONS REPORT
Central Florida Group

BALANCE SHEET

Institution name	Total Loans \$000		% Change in Loans
	This Year	Last Year	
Cogent Bank	1,272,481	880,061	44.59
Sunrise Bank	370,928	261,403	41.90
Winter Park National Bank	394,592	295,385	33.59
Bank Of Central Florida	637,339	493,906	29.04
Citizens Bank And Trust	647,494	512,400	26.36
Commerce Bank & Trust	113,616	93,789	21.14
Southstate Bank, National Association	30,723,431	26,686,803	15.13
Axiom Bank, National Association	465,046	406,646	14.36
United Southern Bank	345,323	302,098	14.31
Crews Bank & Trust	94,840	83,391	13.73
The First National Bank Of Mount Dora	107,842	97,306	10.83
First Bank	390,000	354,896	9.89
Citizens First Bank	1,229,004	1,119,268	9.80
Mainstreet Community Bank Of Florida	486,019	444,996	9.22
Surety Bank	78,894	73,172	7.82
Wauchula State Bank	555,849	523,101	6.26
First National Bank Of Wauchula	65,968	64,938	1.59
Heartland National Bank	150,657	148,480	1.47
First Colony Bank Of Florida	170,284	181,013	(5.93)

Select Peer Average	2,015,769	1,738,055	16.06
----------------------------	-----------	-----------	-------

PEER GROUP COMPARISONS REPORT
Central Florida Group

CAPITAL RATIOS
For the three months ended March 31, 2023

Institution name	Equity/ Assets	Leverage Ratio	Tier 1 Risk- based Ratio	Risk based Capital Ratio	Common Equity Tier 1 Capital Ratio
Axiom Bank, National Association	12.88	13.05	16.20	17.45	16.20
Citizens First Bank	8.76	11.58	17.07	17.91	17.07
Surety Bank	8.59	11.18	22.57	23.57	22.57
The First National Bank Of Mount Dora	7.27	10.74	15.19	16.03	15.19
First National Bank Of Wauchula	9.43	10.47	0.00	0.00	0.00
Wauchula State Bank	10.67	10.36	0.00	0.00	0.00
Mainstreet Community Bank Of Florida	7.91	9.84	0.00	0.00	0.00
Commerce Bank & Trust	6.21	9.79	12.25	13.50	12.25
Southstate Bank, National Association	12.30	9.70	11.93	12.99	11.93
Sunrise Bank	8.17	9.63	0.00	0.00	0.00
Crews Bank & Trust	8.25	8.83	19.84	21.10	19.84
First Colony Bank Of Florida	8.43	8.77	13.22	14.47	13.22
Cogent Bank	8.14	8.52	10.28	11.52	10.28
First Bank	7.13	8.44	14.23	15.49	14.23
Bank Of Central Florida	6.83	8.41	11.99	12.81	11.99
United Southern Bank	2.96	8.11	15.52	16.78	15.52
Heartland National Bank	6.59	7.88	25.14	26.22	25.14
Citizens Bank And Trust	1.39	7.17	12.36	13.31	12.36
Winter Park National Bank	5.71	7.02	11.77	12.87	11.77

Select Peer Average	7.77	9.45	12.08	12.95	12.08
----------------------------	------	------	-------	-------	-------

PEER GROUP COMPARISONS REPORT
Central Florida Group

BALANCE SHEET RATIOS
For the three months ended March 31, 2023

Institution name	Loans/ Deposits	Gross Loans/ Assets	Securities/ Assets
Cogent Bank	94.34	82.69	13.96
Sunrise Bank	89.97	78.96	16.54
Axiom Bank, National Association	87.91	69.08	7.13
First National Bank Of Wauchula	84.38	74.82	7.03
Southstate Bank, National Association	84.15	68.42	17.36
Commerce Bank & Trust	82.35	71.25	19.74
Mainstreet Community Bank Of Florida	69.42	63.46	27.66
Wauchula State Bank	69.30	61.50	27.87
First Colony Bank Of Florida	67.26	61.15	19.66
Bank Of Central Florida	64.22	59.34	22.90
Winter Park National Bank	58.50	54.98	37.06
First Bank	57.72	53.25	23.64
Citizens Bank And Trust	52.34	48.71	43.96
Crews Bank & Trust	46.67	42.69	28.72
Surety Bank	44.33	40.48	16.05
United Southern Bank	42.16	37.15	44.68
Citizens First Bank	37.22	32.84	60.58
The First National Bank Of Mount Dora	30.12	27.69	64.78
Heartland National Bank	21.84	20.15	43.68

Select Peer Average	62.33	55.19	28.58
----------------------------	--------------	--------------	--------------

PEER GROUP COMPARISONS REPORT
Central Florida Group

PROFITABILITY RATIOS
For the three months ended March 31, 2023

Institution name	Avg Total Assets (\$000)	Return on Avg Assets	Return on Avg Equity
Surety Bank	198,752	3.12	38.47
Wauchula State Bank	951,041	2.40	24.45
Crews Bank & Trust	223,813	1.91	24.23
First Colony Bank Of Florida	292,364	1.83	22.90
Heartland National Bank	751,620	1.75	28.19
Cogent Bank	1,525,136	1.43	17.90
Citizens First Bank	3,907,881	1.42	18.09
Southstate Bank, National Association	44,937,452	1.33	10.97
Winter Park National Bank	741,288	1.31	24.11
Sunrise Bank	466,370	1.27	15.90
The First National Bank Of Mount Dora	389,566	1.12	16.43
First National Bank Of Wauchula	89,720	1.03	11.31
United Southern Bank	906,302	1.02	36.97
First Bank	703,578	0.98	13.71
Mainstreet Community Bank Of Florida	776,768	0.88	11.73
Commerce Bank & Trust	156,844	0.87	14.24
Bank Of Central Florida	1,073,845	0.83	12.44
Citizens Bank And Trust	1,381,020	0.82	103.72
Axiom Bank, National Association	661,998	(0.07)	(0.54)

Select Peer Average	3,165,019	1.33	23.43
----------------------------	-----------	------	-------

PEER GROUP COMPARISONS REPORT
Central Florida Group

PROFITABILITY RATIOS
For the three months ended March 31, 2023

Institution name	Noninterest Income/AA	Net Overhead Ratio	Efficiency Ratio	Assets (per million) per Employee
Heartland National Bank	0.26	1.04	35.90	12.67
Wauchula State Bank	0.50	1.45	43.00	3.70
Winter Park National Bank	0.07	1.05	43.74	25.63
First Colony Bank Of Florida	0.07	1.60	44.96	14.66
Citizens First Bank	0.57	1.00	46.07	9.20
Surety Bank	3.60	(0.29)	50.59	5.27
Southstate Bank, National Association	0.71	1.45	51.67	8.83
Crews Bank & Trust	0.55	1.82	54.72	9.26
Cogent Bank	0.35	2.25	55.64	8.10
Bank Of Central Florida	0.22	1.61	58.79	11.55
First Bank	1.09	1.25	58.83	7.18
United Southern Bank	0.59	1.51	59.95	6.20
Sunrise Bank	0.11	2.21	61.42	8.70
Mainstreet Community Bank Of Florida	0.33	1.90	65.91	7.51
The First National Bank Of Mount Dora	1.85	1.67	70.72	4.81
Commerce Bank & Trust	0.18	2.43	72.54	7.25
Citizens Bank And Trust	0.67	1.61	72.74	7.00
First National Bank Of Wauchula	0.34	3.56	78.31	3.15
Axiom Bank, National Association	1.03	4.06	97.30	4.16

Select Peer Average	0.69	1.75	59.09	8.67
----------------------------	------	------	-------	------

PEER GROUP COMPARISONS REPORT
Central Florida Group

ASSET QUALITY RATIOS
For the three months ended March 31, 2023

Institution name	Allowance/ Loans	Nonperf Loans/ Total Loans	Nonperf Assets/ Total Assets	Adjusted Texas Ratio
Commerce Bank & Trust	1.50	0.00	0.00	0.00
Bank Of Central Florida	0.97	0.00	0.00	0.00
First Colony Bank Of Florida	1.73	0.00	0.00	0.00
Mainstreet Community Bank Of Florida	1.22	0.00	0.00	0.00
Sunrise Bank	1.28	0.00	0.00	0.00
Winter Park National Bank	1.22	0.00	0.00	0.00
Crews Bank & Trust	2.65	0.02	0.01	0.09
Citizens First Bank	1.66	0.08	0.04	0.38
Citizens Bank And Trust	1.06	0.20	0.10	4.99
The First National Bank Of Mount Dora	1.73	0.36	0.10	1.30
United Southern Bank	2.68	0.37	0.14	3.44
Heartland National Bank	1.49	0.97	0.20	2.84
Cogent Bank	1.16	0.31	0.25	2.78
Southstate Bank, National Association	1.21	0.41	0.29	2.69
First Bank	1.69	0.60	0.32	3.65
Wauchula State Bank	2.02	0.66	0.41	3.43
Surety Bank	1.25	1.31	0.53	5.82
First National Bank Of Wauchula	1.39	0.96	0.72	6.88
Axiom Bank, National Association	1.23	2.52	1.75	12.76

Select Peer Average	1.53	0.46	0.26	2.69
----------------------------	------	------	------	------

PEER GROUP COMPARISONS REPORT
Central Florida Group

STATEMENT OF CONDITION (% OF ASSETS)
For the three months ended March 31, 2023

Institution name	Cash & Nointerest bearing Deps	Interest- bearing Bal	Fed Funds Sold & Repos	Held to Maturity Secs	Available for Sale Secs
Surety Bank	26.01	13.63	0.00	0.00	16.05
First National Bank Of Wauchula	5.87	8.01	0.00	0.00	7.03
Commerce Bank & Trust	3.58	2.19	0.00	0.00	19.74
Axiom Bank, National Association	3.46	14.58	0.00	0.00	7.13
First Bank	2.56	15.66	1.40	0.00	23.64
First Colony Bank Of Florida	2.35	16.70	0.00	11.08	8.59
Southstate Bank, National Association	1.24	2.96	0.24	5.87	11.49
Mainstreet Community Bank Of Florida	1.18	2.76	0.18	0.00	27.66
Heartland National Bank	1.08	32.67	0.00	0.00	43.68
Winter Park National Bank	1.03	5.15	0.00	22.24	14.82
Wauchula State Bank	0.98	9.24	0.00	21.76	6.11
Crews Bank & Trust	0.95	26.64	0.00	18.82	9.89
United Southern Bank	0.79	12.69	0.00	1.26	43.42
Citizens First Bank	0.74	0.19	2.18	0.00	60.58
Sunrise Bank	0.64	1.74	0.00	1.06	15.48
Bank Of Central Florida	0.51	14.15	0.00	0.00	22.90
The First National Bank Of Mount Dora	0.43	1.01	0.00	0.00	64.78
Citizens Bank And Trust	0.35	4.67	0.00	0.00	43.96
Cogent Bank	0.13	2.58	0.00	0.00	13.96

Select Peer Average	2.84	9.85	0.21	4.32	24.26
----------------------------	-------------	-------------	-------------	-------------	--------------

PEER GROUP COMPARISONS REPORT
Central Florida Group

STATEMENT OF CONDITION (% OF ASSETS)
For the three months ended March 31, 2023

Institution name	Net Loans & Leases	Premises & Fixed Assets	Total Real Estate Owned	Intangible Assets
Cogent Bank	81.73	0.38	0.00	0.08
Sunrise Bank	77.95	2.02	0.00	0.01
First National Bank Of Wauchula	73.78	1.41	0.00	0.00
Commerce Bank & Trust	70.19	0.56	0.00	0.00
Axiom Bank, National Association	68.24	2.72	0.01	0.19
Southstate Bank, National Association	67.54	1.19	0.01	4.72
Mainstreet Community Bank Of Florida	62.65	2.26	0.00	0.01
Wauchula State Bank	60.26	0.79	0.00	0.00
First Colony Bank Of Florida	60.09	0.55	0.00	0.00
Bank Of Central Florida	58.77	1.43	0.00	0.02
Winter Park National Bank	54.31	0.43	0.00	0.00
First Bank	52.34	1.98	0.00	0.00
Citizens Bank And Trust	48.19	1.23	0.00	0.00
Crews Bank & Trust	41.56	1.68	0.00	0.00
Surety Bank	39.98	1.02	0.00	0.00
United Southern Bank	36.16	1.11	0.00	0.00
Citizens First Bank	31.90	1.22	0.01	0.37
The First National Bank Of Mount Dora	27.21	1.26	0.00	0.00
Heartland National Bank	19.80	0.53	0.00	0.00

Select Peer Average	54.35	1.25	0.00	0.28
----------------------------	-------	------	------	------

PEER GROUP COMPARISONS REPORT
Central Florida Group

STATEMENT OF CONDITION (% OF TOTAL FUNDING SOURCES)
For the three months ended March 31, 2023

Institution name	Non Interest Bearing Deps	Interest Bearing Deps	Total Deps	Total Fed Funds & Repos	Other Borrowed Money
Surety Bank	49.07	50.93	100.00	0.00	0.00
Crews Bank & Trust	46.91	53.09	100.00	0.00	0.00
The First National Bank Of Mount Dora	46.25	53.75	100.00	0.00	0.00
First Colony Bank Of Florida	41.37	58.63	100.00	0.00	0.00
Citizens Bank And Trust	37.83	57.52	95.35	1.80	2.85
Wauchula State Bank	37.79	61.76	99.54	0.43	0.03
First Bank	37.74	62.26	100.00	0.00	0.00
Mainstreet Community Bank Of Florida	37.74	62.26	100.00	0.00	0.00
Bank Of Central Florida	36.73	63.27	100.00	0.00	0.00
Sunrise Bank	35.22	61.49	96.72	0.00	3.28
First National Bank Of Wauchula	33.90	66.10	100.00	0.00	0.00
Cogent Bank	33.24	62.98	96.22	0.00	3.78
Southstate Bank, National Association	33.02	63.17	96.19	1.43	2.38
Winter Park National Bank	31.80	68.20	100.00	0.00	0.00
Commerce Bank & Trust	31.27	62.15	93.42	1.17	5.42
United Southern Bank	28.46	63.16	91.61	0.00	8.39
Heartland National Bank	27.31	72.24	99.55	0.45	0.00
Axiom Bank, National Association	23.81	67.56	91.36	0.00	8.64
Citizens First Bank	20.89	76.63	97.52	2.48	0.00

Select Peer Average	35.28	62.48	97.76	0.41	1.83
----------------------------	-------	-------	-------	------	------

PEER GROUP COMPARISONS REPORT
Central Florida Group

YIELDS, COSTS & SPREADS - ASSET YIELDS
For the three months ended March 31, 2023

Institution name	Yield on Earning Assets	Cost of Funds	Net Interest Margin	Avg Earning Assets/AA
First National Bank Of Wauchula	5.51	0.67	5.08	91.27
Axiom Bank, National Association	5.88	1.96	4.53	92.82
Cogent Bank	5.65	2.57	4.19	101.97
Surety Bank	4.88	1.13	4.06	69.68
Wauchula State Bank	4.19	0.27	4.04	98.60
Southstate Bank, National Association	4.45	1.01	3.82	90.13
Crews Bank & Trust	3.83	0.10	3.78	98.88
Sunrise Bank	5.07	2.26	3.75	97.76
First Colony Bank Of Florida	4.22	0.76	3.55	98.83
Heartland National Bank	4.27	1.17	3.46	96.93
Commerce Bank & Trust	4.33	1.85	3.39	99.07
Mainstreet Community Bank Of Florida	4.03	1.37	3.24	94.42
First Bank	3.98	1.62	2.99	95.80
Bank Of Central Florida	4.09	1.92	2.96	97.15
The First National Bank Of Mount Dora	3.32	0.71	2.92	98.62
United Southern Bank	3.37	0.78	2.85	101.76
Citizens First Bank	3.42	0.85	2.79	97.40
Citizens Bank And Trust	3.40	1.42	2.56	95.36
Winter Park National Bank	3.83	1.94	2.55	97.50
Select Peer Average	4.30	1.28	3.66	95.47