

Citizens First Bank

The Villages, FL

Established

7/1/1991

Florida Bank and Thrift Performance Report

Table of Contents

Title	Page
PEER GROUP POSITION	1
EXECUTIVE SUMMARY	2
SELECTED FINANCIAL DATA	3
SECURITIES COMPOSITION	4
LOAN PORTFOLIO COMPOSITION	5
LOAN PORTFOLIO QUALITY	6
DEPOSIT BASE COMPOSITION	7
INTEREST INCOME COMPOSITION	8
INTEREST EXPENSE COMPOSITION	9
NONINTEREST INCOME COMPOSITION	10
NONINTEREST EXPENSE COMPOSITION	11
PEER GROUP COMPARISONS REPORT	12-22

FLORIDA BANKING TEAM

Ed Hacker, Robert Brink, Ted Hacker, Steve Kania, David Ajvazi, Michael Squitieri, Erica Hines, Sacha Widmaier, Kristen Moroso, Anthony Hagbartsen, Matthew Hanley, Aaron Hintz, Adela Mendez, Jordan Augustyniak, Madeline Bogumil, Natalie Filippone, Lauren Klindt, Phillip Berdeguer, Andrew Joyce, Dylan Frayne, Mai Tran, Meranda Joseph, Patricia Romero

Information contained herein was obtained from FIS is believed to be reliable however, accuracy is not guaranteed and all peer and state averages are simple averages.

PEER GROUP POSITION

For the
Central Florida Group

For the three months ended March 31, 2022

Institution name	Total Assets (\$000's)
Southstate Bank, National Association	46,182,119
Citizens First Bank	4,013,670
Citizens Bank And Trust	1,265,143
Cogent Bank	1,243,617
Bank Of Central Florida	1,009,599
Wauchula State Bank	966,999
United Southern Bank	840,015
Mainstreet Community Bank Of Florida	770,263
Winter Park National Bank	759,789
Heartland National Bank	674,869
First Bank	647,856
Axiom Bank, National Association	637,467
Citizens Bank Of Florida	495,584
Sunrise Bank	407,599
The First National Bank Of Mount Dora	382,657
First Colony Bank Of Florida	297,707
Crews Bank & Trust	233,183
Surety Bank	204,905
Commerce Bank & Trust	178,053
First National Bank Of Wauchula	90,141

Institution name	Return on Avg Assets (%)
Surety Bank	2.73
Wauchula State Bank	1.75
First Colony Bank Of Florida	1.42
Winter Park National Bank	1.33
The First National Bank Of Mount Dora	1.20
Citizens First Bank	1.15
First Bank	1.14
Southstate Bank, National Association	0.98
Citizens Bank And Trust	0.97
United Southern Bank	0.86
Cogent Bank	0.81
Sunrise Bank	0.81
Citizens Bank Of Florida	0.75
Mainstreet Community Bank Of Florida	0.72
Bank Of Central Florida	0.63
Axiom Bank, National Association	0.56
Crews Bank & Trust	0.55
Commerce Bank & Trust	0.47
First National Bank Of Wauchula	0.44
Heartland National Bank	0.37

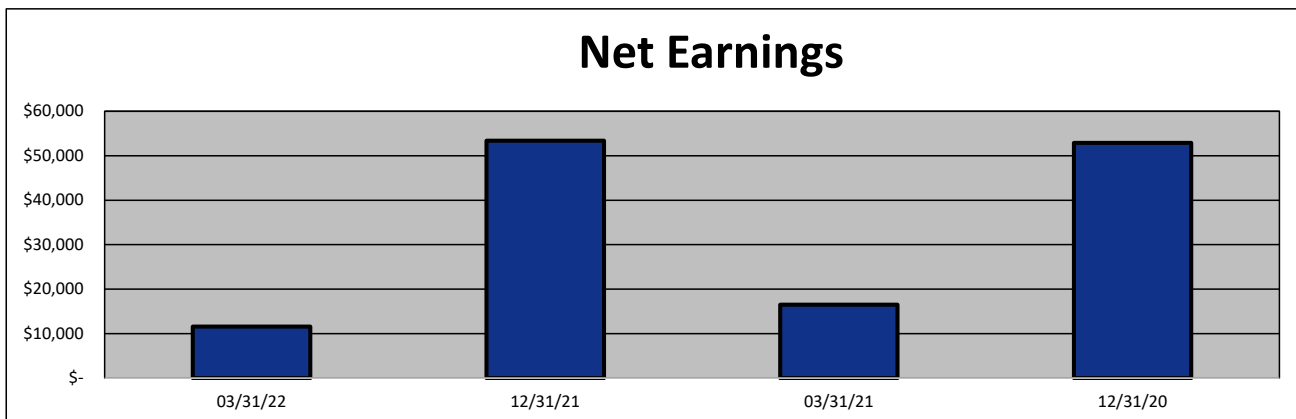
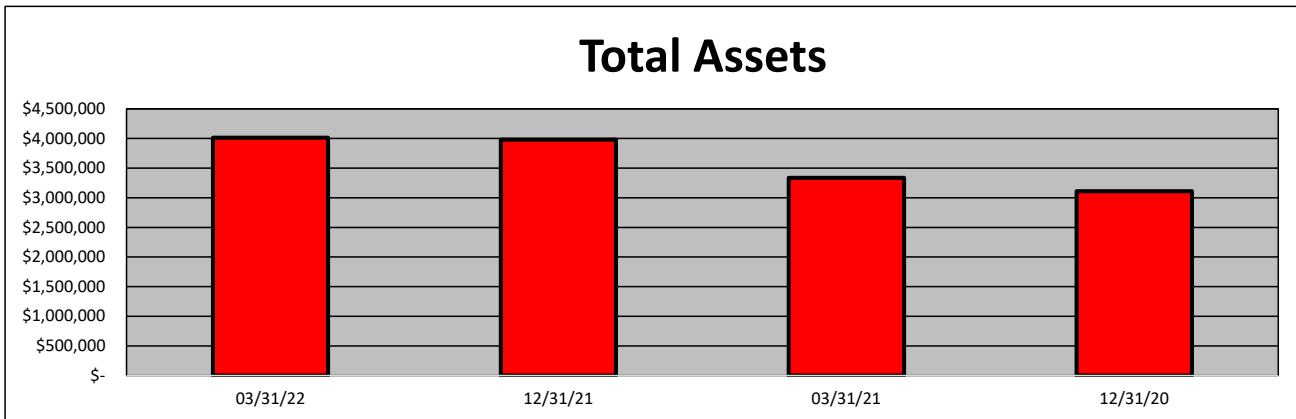
EXECUTIVE SUMMARY - Citizens First Bank
(Percentage)

Period Ending	03/31/22	12/31/21	03/31/21	12/31/20	State Avg.	Peer Avg.
CAPITAL RATIOS						
Equity/Assets	8.18	10.44	11.42	12.88	9.41	7.97
Leverage Ratio	9.96	10.11	11.23	11.29	9.61	8.91
Tier 1 Cap/Risk Based Assets	15.04	15.47	17.18	17.71	12.53	12.53
Risk Based Ratio	15.80	16.24	17.96	18.48	13.38	13.40
Common Equity Tier 1 Capital Ratio	15.04	15.47	17.18	17.71	12.50	12.53
BALANCE SHEET RATIOS:						
Loan/Deposit Ratio	33.78	33.46	33.15	33.84	68.26	54.07
Loans/Assets	27.89	27.29	27.82	27.69	55.23	48.67
Securities/Assets	65.04	66.43	66.19	69.46	16.80	27.63
PROFITABILITY:						
Return on Avg Assets	1.15	1.52	2.11	1.95	0.84	0.98
Return on Avg Equity	12.45	13.23	16.89	14.87	9.50	12.08
Nonint Income/Avg Assets	0.95	1.23	1.69	1.59	0.87	0.65
Net Overhead Ratio	0.44	0.30	(0.04)	0.13	1.77	1.60
Efficiency Ratio	48.25	45.47	40.74	42.47	68.65	66.07
Assets (per million) per Employee	10.03	9.85	8.96	8.45	9.09	9.38
ASSET QUALITY:						
Reserves/Loans	1.81	1.78	1.73	1.69	1.34	1.65
Nonperforming Loans/Total Loans	0.03	0.08	0.12	0.12	0.74	0.41
Nonperforming Assets/Total Assets	0.01	0.02	0.03	0.03	0.53	0.18
Adjusted Texas Ratio	0.10	0.19	0.28	0.25	4.05	1.81
YIELDS & COSTS:						
Yield on earning assets	2.02	2.23	2.50	2.76	3.30	3.10
Cost of funds	0.15	0.21	0.25	0.47	0.46	0.25
Net interest margin	1.91	2.08	2.31	2.41	2.64	2.70
Avg Earning Assets/Avg Assets	96.22	98.08	98.02	97.50	90.01	93.16

SELECTED FINANCIAL DATA - Citizens First Bank
(Dollars in Thousands)

As of:	03/31/22	12/31/21	03/31/21	12/31/20	\$ Change 12 MTHS	% Change 12 MTHS
Total Assets	4,013,670	3,978,260	3,333,860	3,110,409	679,810	20.39
Cash and Equivalents	176,119	189,286	143,267	35,434	32,852	22.93
Securities	2,610,667	2,642,805	2,206,522	2,160,507	404,145	18.32
Loans, net	1,119,268	1,085,570	927,453	861,377	191,815	20.68
Deposit Accounts	3,313,476	3,244,759	2,797,463	2,545,272	516,013	18.45
Fed Funds & Repos	326,945	251,136	127,688	135,645	199,257	156.05
Total Equity	328,398	415,498	380,808	400,714	(52,410)	(13.76)

Period Ending	03/31/22	12/31/21	03/31/21	12/31/20	\$ Change 12 MTHS	% Change 12 MTHS
Net Earnings	11,574	53,366	16,504	52,890	(4,930)	(29.87)
Interest Income	19,488	76,863	19,210	72,810	278	1.45
Interest Expense	1,059	5,214	1,453	9,241	(394)	(27.12)
Net Interest Income	18,429	71,649	17,757	63,569	672	3.78
Prov for Loan Loss	950	4,550	1,400	4,600	(450)	(32.14)
Noninterest income	9,524	43,087	13,207	43,048	(3,683)	(27.89)
Gain on Sale of Securities	1,263	10,168	4,391	10,555	(3,128)	(71.24)
Noninterest Expense	13,943	53,680	12,932	46,533	1,011	7.82
Net Operating Income	13,060	56,506	16,632	55,484	(3,572)	(21.48)
Income Taxes	2,749	13,308	4,519	13,149	(1,770)	(39.17)

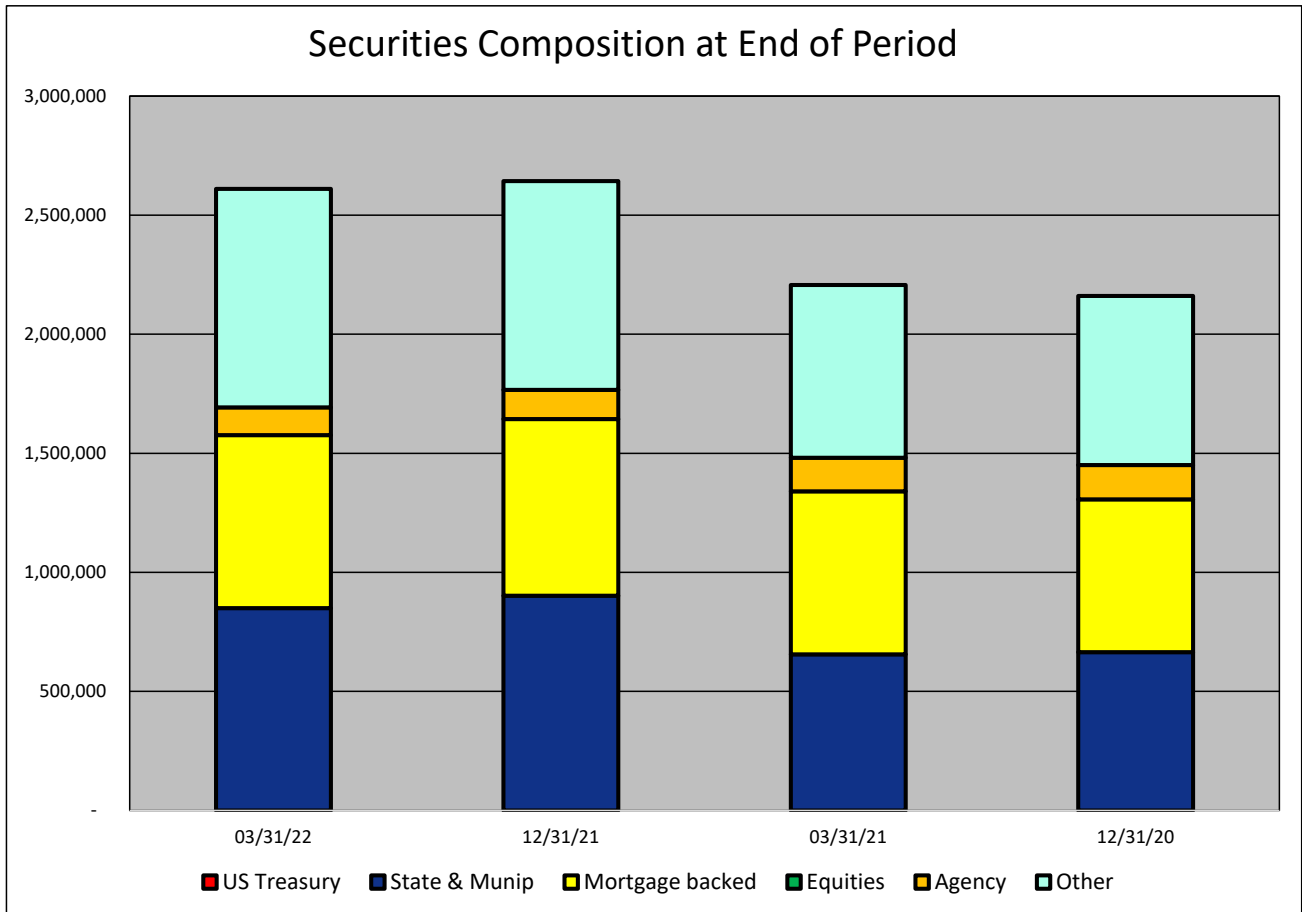


SECURITIES COMPOSITION - Citizens First Bank
(Dollars in Thousands)

As of:	03/31/22	12/31/21	03/31/21	12/31/20	\$ Change 12 MTHS	% Change 12 MTHS
--------	----------	----------	----------	----------	----------------------	---------------------

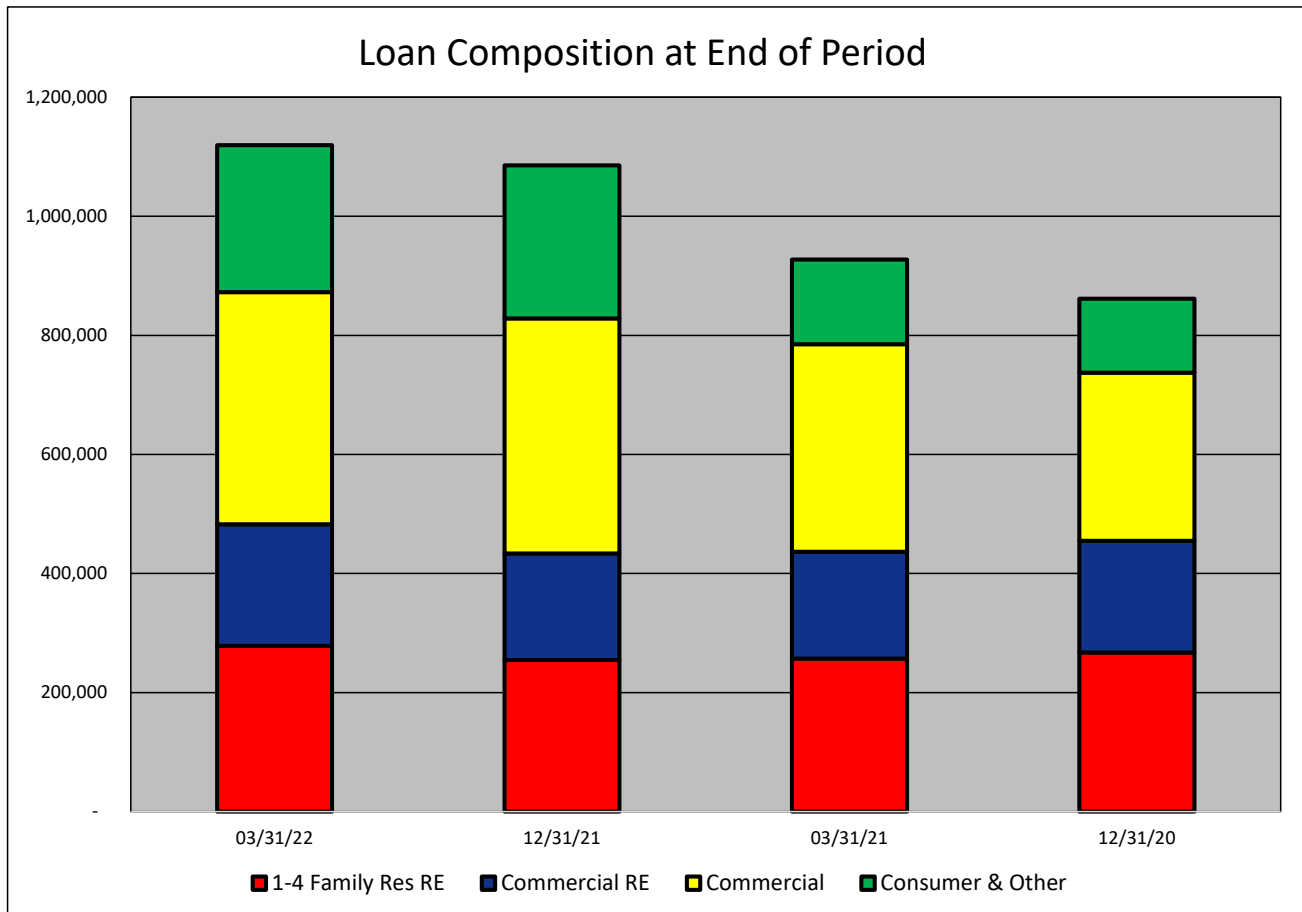
SECURITIES CATEGORY:

US Treasury	-	-	-	-	-	NA
State & Munip	849,476	902,052	655,965	665,187	193,511	29.50
Mortgage backed	726,606	741,671	684,239	641,837	42,367	6.19
Equities	-	-	-	-	-	NA
Agency	116,545	122,833	140,626	143,648	(24,081)	(17.12)
Other	918,040	876,249	725,692	709,835	192,348	26.51
Total Securities	2,610,667	2,642,805	2,206,522	2,160,507	404,145	18.32



LOAN PORTFOLIO COMPOSITION - Citizens First Bank
(Dollars in Thousands)

As of:	03/31/22	12/31/21	03/31/21	12/31/20	\$ Change 12 MTHS	% Change 12 MTHS
LOAN CATEGORY:						
1-4 Family Res RE	278,182	254,496	257,220	267,293	20,962	8.15
Commercial RE	204,523	179,303	179,431	187,433	25,092	13.98
Commercial	389,774	394,562	348,559	282,401	41,215	11.82
Consumer & Other	246,789	257,209	142,243	124,250	104,546	73.50
Loans, Net	1,119,268	1,085,570	927,453	861,377	191,815	20.68



LOAN PORTFOLIO QUALITY - Citizens First Bank
(Dollars in Thousands)

As of:	03/31/22	12/31/21	03/31/21	12/31/20	\$ Change 12 MTHS	% Change 12 MTHS
--------	----------	----------	----------	----------	----------------------	---------------------

LOAN LOSS RESERVE ACTIVITY:

Beginning Balance	19,349	14,583	14,583	9,940	4,766	32.68
Total Recoveries	9	228	28	250	(19)	(67.86)
Total Charge-offs	-	12	12	207	(12)	(100.00)
Provision Expense	950	4,550	1,400	4,600	(450)	(32.14)
Writedown Transfer Loans HFS	-	-	-	-	-	NA
Adjustments	-	-	-	-	-	NA
Ending Balance	<u>20,308</u>	<u>19,349</u>	<u>15,999</u>	<u>14,583</u>	<u>4,309</u>	<u>26.93</u>

NON-PERFORMING ASSETS:

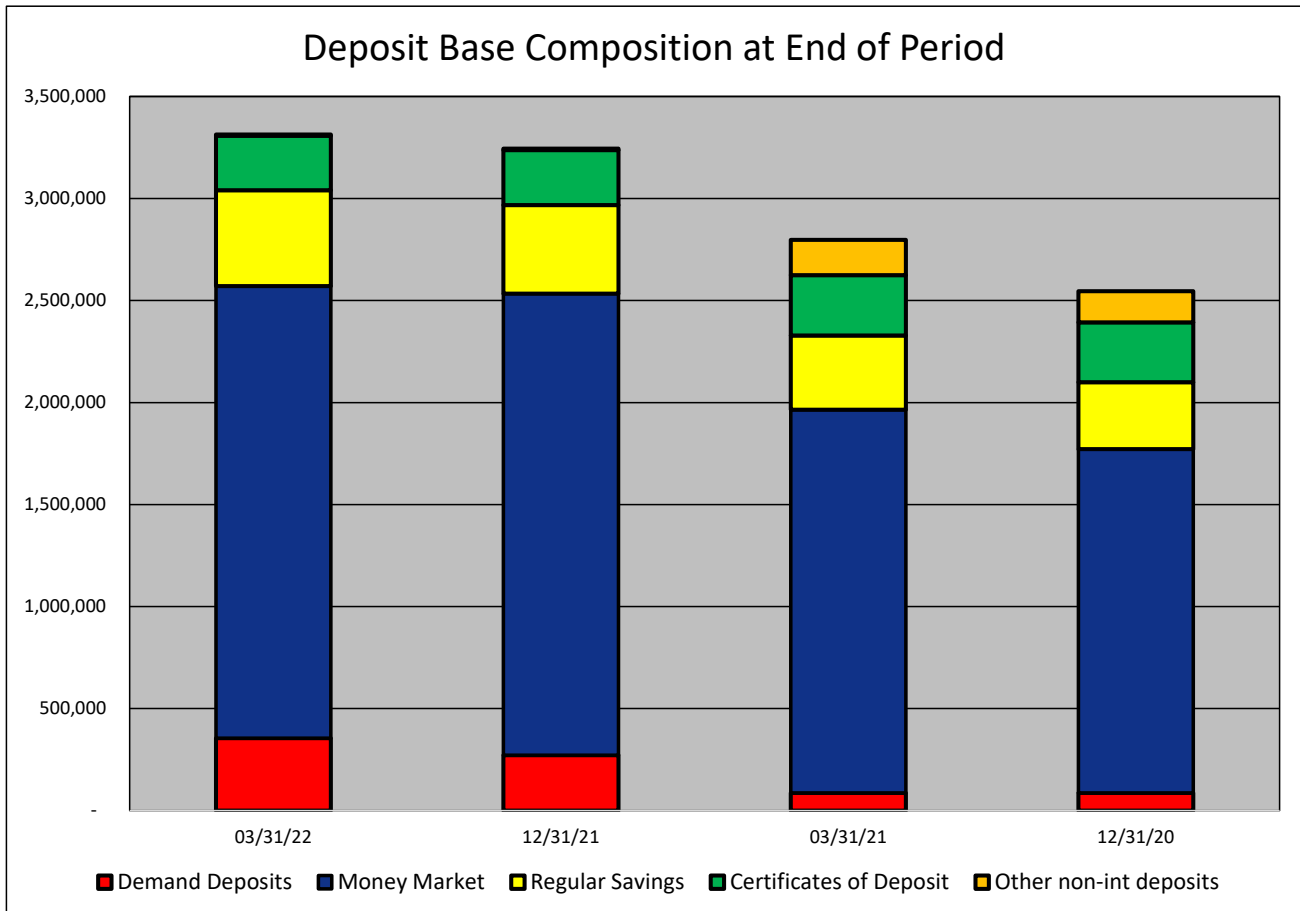
Total-90+ Days Past Due	-	-	-	-	-	NA
Total-Nonaccrual	350	822	1,119	1,040	(769)	(68.72)
Foreclosed Real Estate	-	-	-	-	-	NA
Total Non-perf Assets	<u>350</u>	<u>822</u>	<u>1,119</u>	<u>1,040</u>	<u>(769)</u>	<u>(68.72)</u>

DEPOSIT BASE COMPOSITION - Citizens First Bank
(Dollars in Thousands)

As of:	03/31/22	12/31/21	03/31/21	12/31/20	\$ Change 12 MTHS	% Change 12 MTHS
--------	----------	----------	----------	----------	----------------------	---------------------

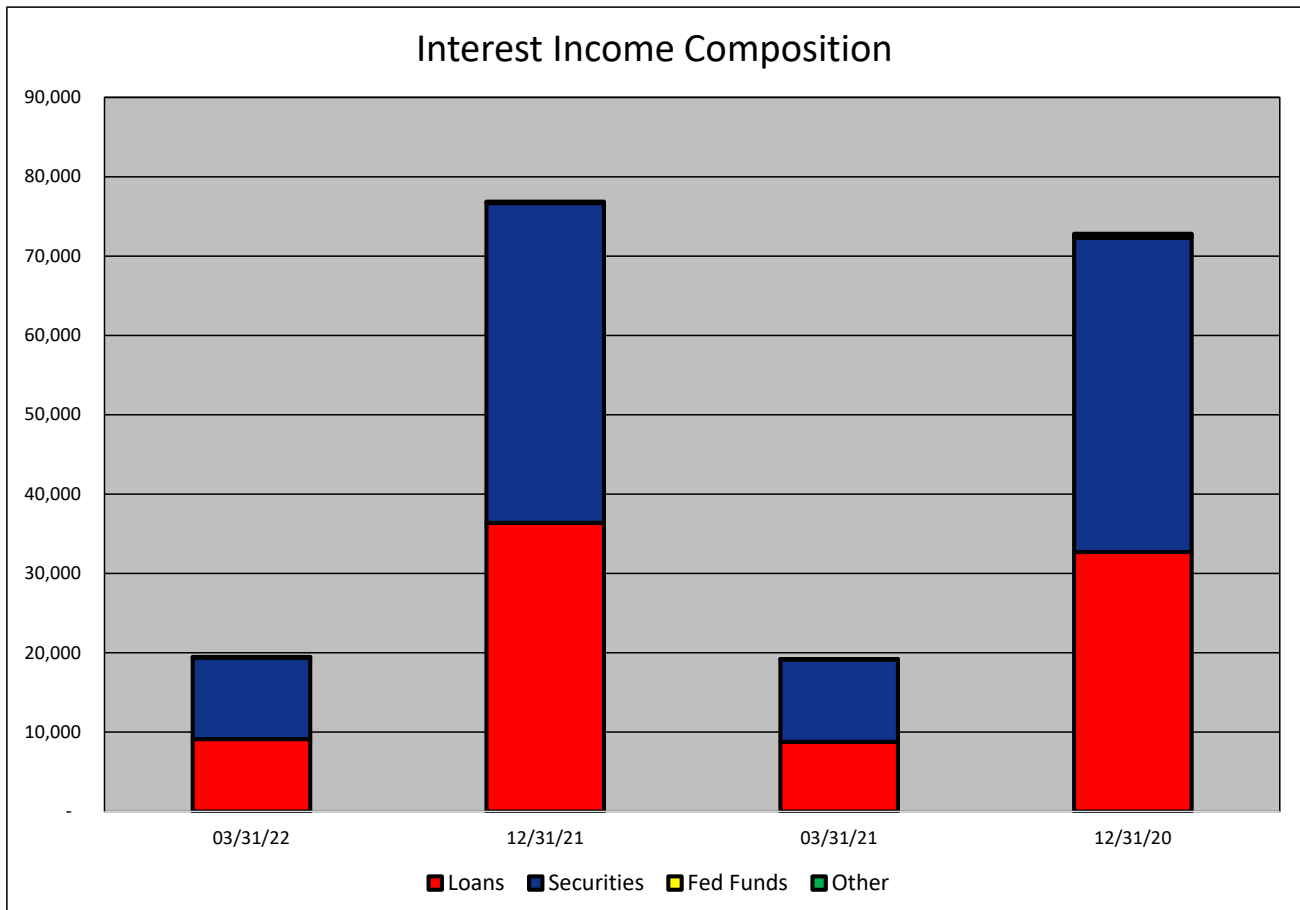
DEPOSIT BASE CATEGORY:

Demand Deposits	354,998	271,326	87,096	86,609	267,902	307.59
Money Market	2,215,076	2,262,717	1,877,350	1,685,574	337,726	17.99
Regular Savings	470,836	433,978	364,012	327,821	106,824	29.35
Certificates of Deposit	266,609	268,879	295,760	293,037	(29,151)	(9.86)
Other non-int deposits	5,957	7,859	173,245	152,231	(167,288)	(96.56)
Total Deposits	3,313,476	3,244,759	2,797,463	2,545,272	516,013	18.45



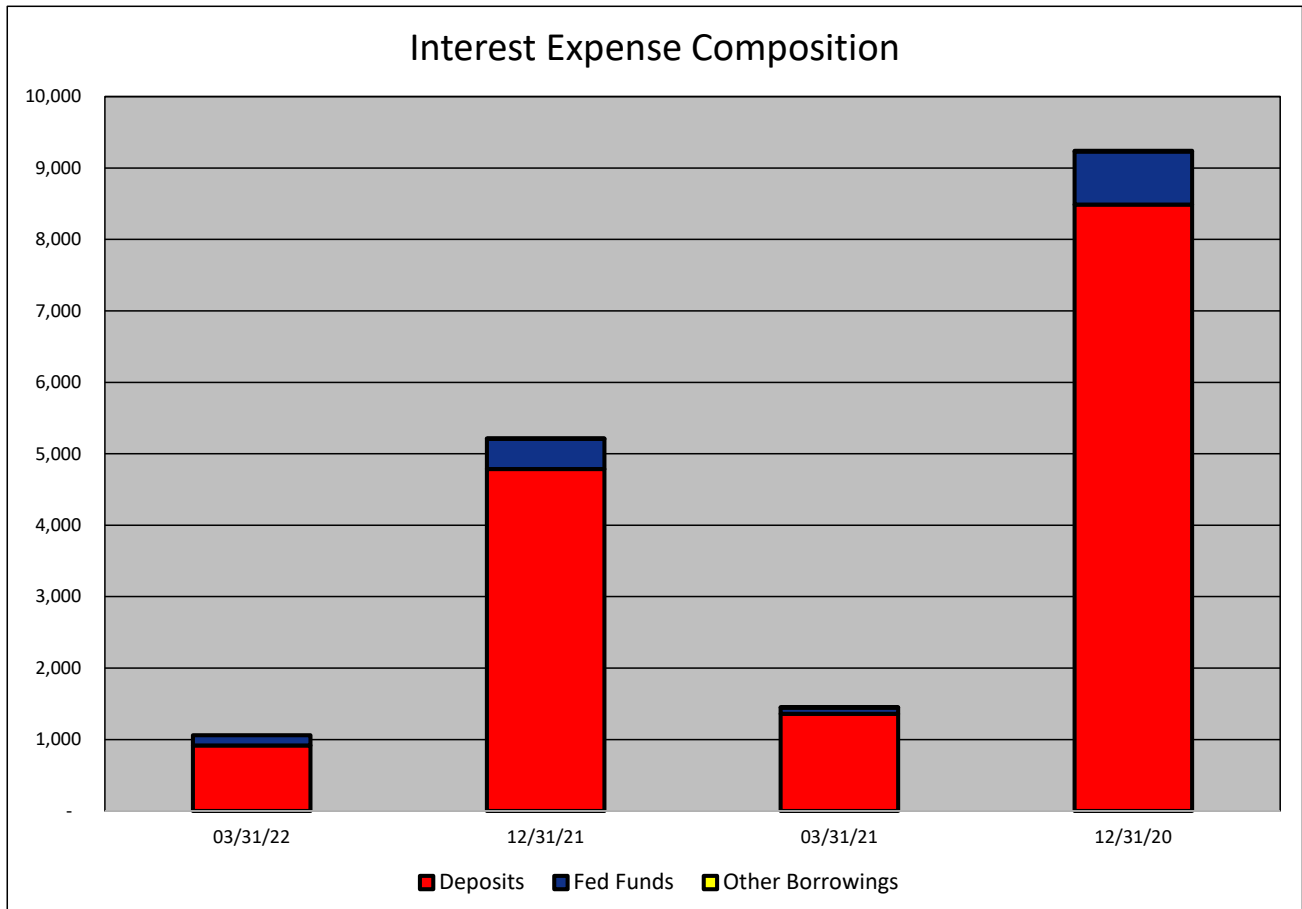
INTEREST INCOME COMPOSITION- Citizens First Bank
(Dollars in Thousands)

As of:	03/31/22	12/31/21	03/31/21	12/31/20	\$ Change 12 MTHS	% Change 12 MTHS
INTEREST INCOME CATEGORY						
Loans	9,110	36,372	8,788	32,706	322	3.66
Securities	10,295	40,291	10,388	39,631	(93)	(0.90)
Fed Funds	43	99	7	230	36	514.29
Other	40	101	27	243	13	48.15
Total Int Income	19,488	76,863	19,210	72,810	278	1.45



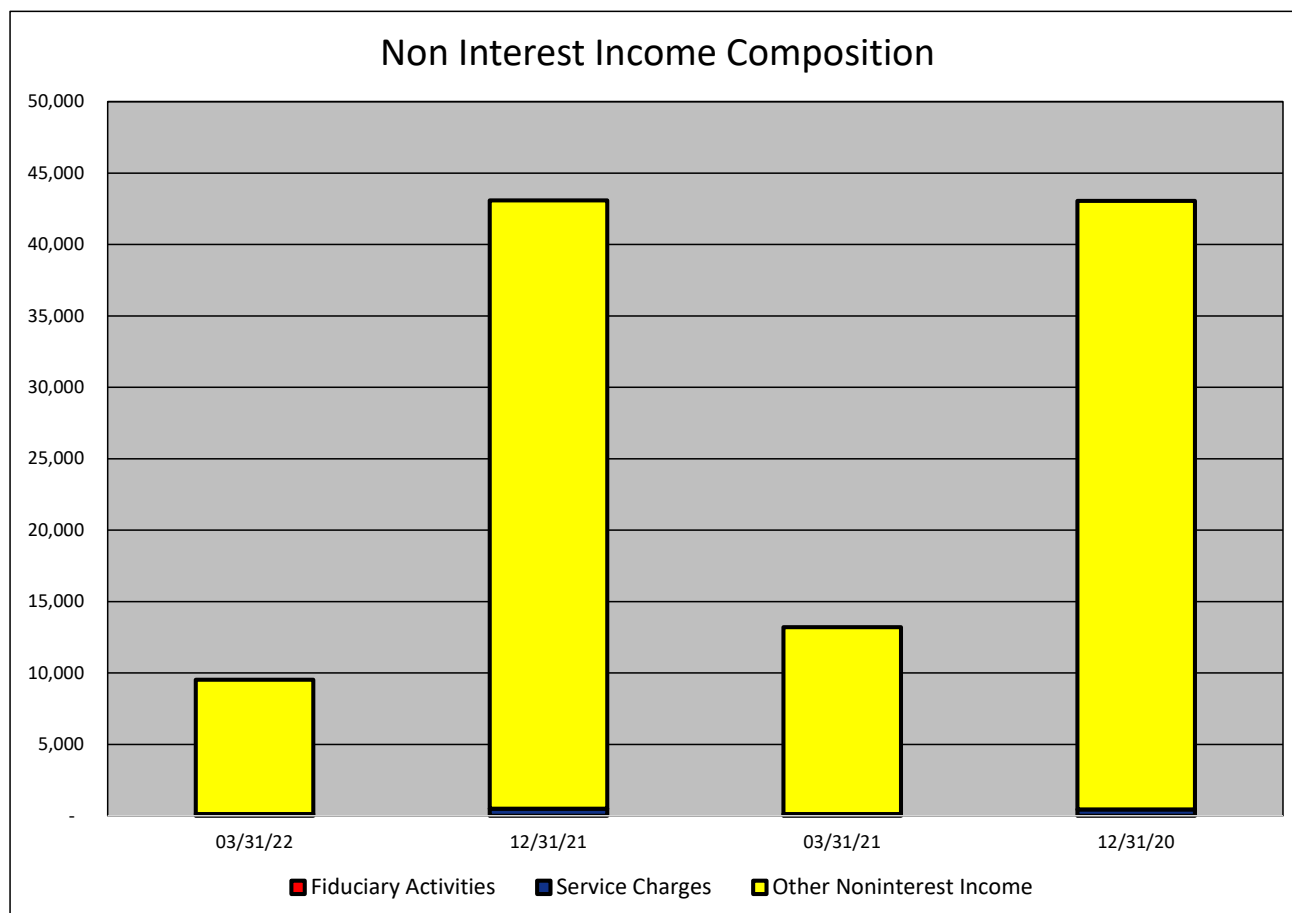
INTEREST EXPENSE COMPOSITION- Citizens First Bank
(Dollars in Thousands)

As of:	03/31/22	12/31/21	03/31/21	12/31/20	\$ Change 12 MTHS	% Change 12 MTHS
INTEREST EXPENSE CATEGORY						
Deposits	916	4,786	1,361	8,488	(445)	(32.70)
Fed Funds	143	421	88	744	55	62.50
Other Borrowings	-	7	4	9	(4)	(100.00)
Total Int Expense	1,059	5,214	1,453	9,241	(394)	(27.12)



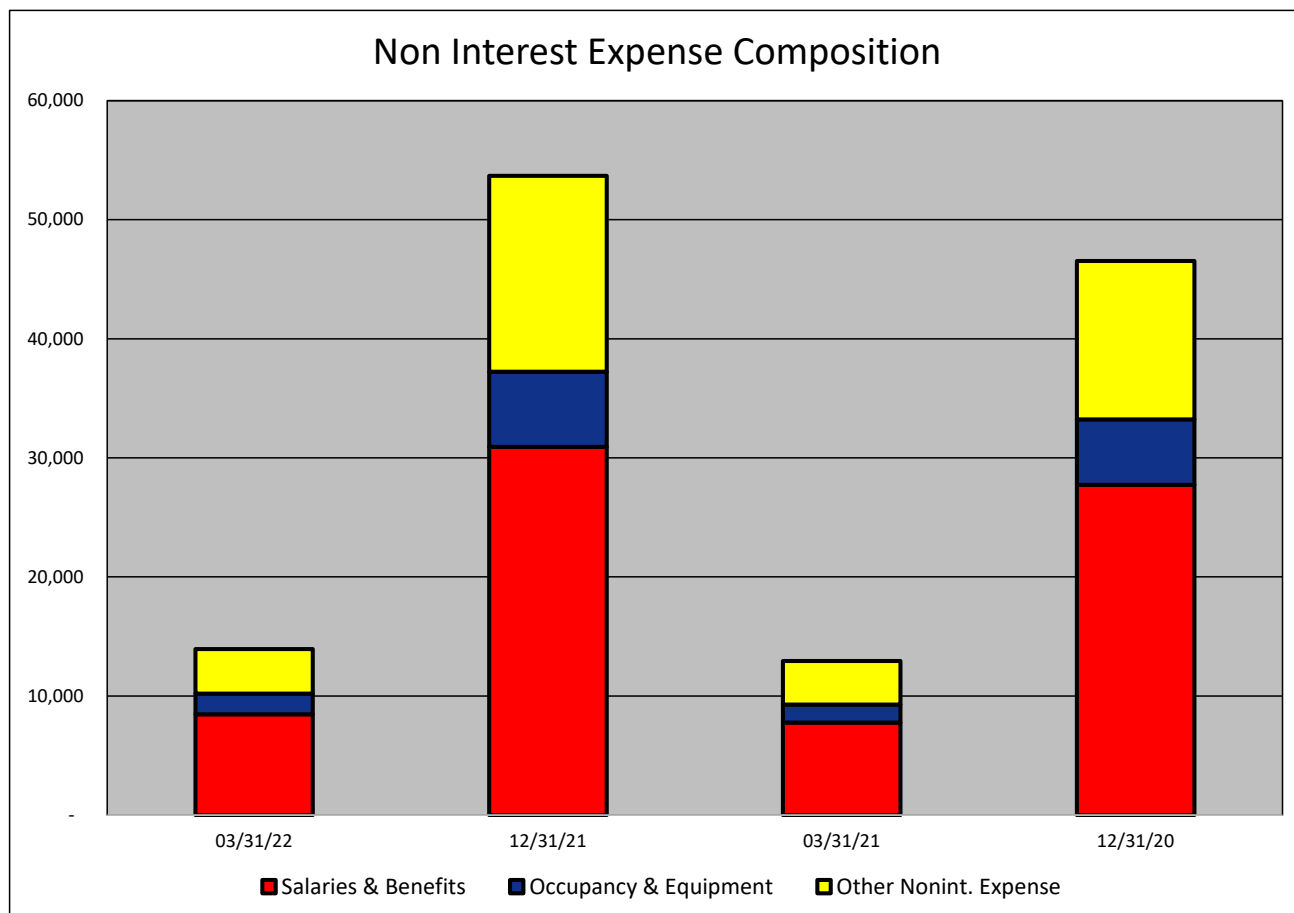
NONINTEREST INCOME COMPOSITION- Citizens First Bank
(Dollars in Thousands)

As of:	03/31/22	12/31/21	03/31/21	12/31/20	\$ Change 12 MTHS	% Change 12 MTHS
NONINTEREST INCOME CATEGORY						
Fiduciary Activities	-	-	-	-	-	NA
Service Charges	128	501	113	450	15	13.27
Other Noninterest Income	9,396	42,586	13,094	42,598	(3,698)	(28.24)
Total Nonint. Income	9,524	43,087	13,207	43,048	(3,683)	(27.89)



NONINTEREST EXPENSE COMPOSITION- Citizens First Bank
(Dollars in Thousands)

As of:	03/31/22	12/31/21	03/31/21	12/31/20	\$ Change 12 MTHS	% Change 12 MTHS
NONINTEREST EXPENSE CATEGORY						
Salaries & Benefits	8,456	30,924	7,774	27,741	682	8.77
Occupancy & Equipment	1,747	6,321	1,509	5,496	238	15.77
Other Nonint. Expense	3,740	16,435	3,649	13,296	91	2.49
Total Nonint. Expense	13,943	53,680	12,932	46,533	1011	7.82



PEER GROUP COMPARISONS REPORT
Central Florida Group

BALANCE SHEET

Institution name	Total Assets \$000		% Change in Assets
	This Year	Last Year	
Cogent Bank	1,243,617	877,902	41.66
Winter Park National Bank	759,789	578,104	31.43
Sunrise Bank	407,599	313,799	29.89
Citizens Bank And Trust	1,265,143	986,700	28.22
Bank Of Central Florida	1,009,599	833,129	21.18
Commerce Bank & Trust	178,053	147,538	20.68
Citizens First Bank	4,013,670	3,333,860	20.39
First Bank	647,856	552,690	17.22
Southstate Bank, National Association	46,182,119	39,608,763	16.60
United Southern Bank	840,015	745,335	12.70
The First National Bank Of Mount Dora	382,657	345,351	10.80
Wauchula State Bank	966,999	878,538	10.07
Surety Bank	204,905	187,174	9.47
Crews Bank & Trust	233,183	214,470	8.73
Mainstreet Community Bank Of Florida	770,263	713,407	7.97
First Colony Bank Of Florida	297,707	277,103	7.44
Heartland National Bank	674,869	633,876	6.47
First National Bank Of Wauchula	90,141	85,711	5.17
Citizens Bank Of Florida	495,584	480,091	3.23
Axiom Bank, National Association	637,467	652,892	(2.36)

Select Peer Average	3,065,062	2,622,322	15.35
----------------------------	-----------	-----------	-------

PEER GROUP COMPARISONS REPORT
Central Florida Group

BALANCE SHEET

Institution name	Total Loans \$000		% Change in Loans
	This Year	Last Year	
Sunrise Bank	261,403	196,665	32.92
Cogent Bank	880,061	676,334	30.12
Citizens First Bank	1,119,268	927,453	20.68
First National Bank Of Wauchula	64,938	55,608	16.78
Bank Of Central Florida	493,906	440,089	12.23
Winter Park National Bank	295,385	266,968	10.64
First Colony Bank Of Florida	181,013	168,479	7.44
Southstate Bank, National Association	26,686,803	24,844,403	7.42
Commerce Bank & Trust	93,789	87,559	7.12
Wauchula State Bank	523,101	492,414	6.23
First Bank	354,896	341,403	3.95
Surety Bank	73,172	75,525	(3.12)
Citizens Bank And Trust	512,400	529,154	(3.17)
Mainstreet Community Bank Of Florida	444,996	470,726	(5.47)
Crews Bank & Trust	83,391	88,342	(5.60)
Citizens Bank Of Florida	266,506	288,729	(7.70)
Heartland National Bank	148,480	165,950	(10.53)
The First National Bank Of Mount Dora	97,306	110,222	(11.72)
United Southern Bank	302,098	349,022	(13.44)
Axiom Bank, National Association	406,646	519,382	(21.71)

Select Peer Average	1,664,478	1,554,721	3.65
----------------------------	-----------	-----------	------

PEER GROUP COMPARISONS REPORT
Central Florida Group

CAPITAL RATIOS
For the three months ended March 31, 2022

Institution name	Equity/ Assets	Leverage Ratio	Tier 1 Risk- based Ratio	Risk based Capital Ratio	Common Equity Tier 1 Capital Ratio
Axiom Bank, National Association	14.08	13.79	20.90	22.15	20.90
The First National Bank Of Mount Dora	8.95	10.61	16.91	18.00	16.91
First National Bank Of Wauchula	9.97	10.12	0.00	0.00	0.00
Wauchula State Bank	9.53	10.03	0.00	0.00	0.00
Citizens First Bank	8.18	9.96	15.04	15.80	15.04
Sunrise Bank	8.88	9.84	0.00	0.00	0.00
Surety Bank	8.00	9.77	22.46	23.56	22.46
Southstate Bank, National Association	11.85	9.19	12.37	12.99	12.37
Cogent Bank	8.55	9.03	11.94	13.19	11.94
Mainstreet Community Bank Of Florida	7.47	8.70	0.00	0.00	0.00
First Bank	7.36	8.42	13.94	15.19	13.94
Crews Bank & Trust	7.61	8.25	20.35	21.61	20.35
Citizens Bank Of Florida	7.61	8.22	13.40	14.63	13.40
First Colony Bank Of Florida	7.87	7.96	12.20	13.45	12.20
Commerce Bank & Trust	6.24	7.95	13.84	15.09	13.84
United Southern Bank	4.39	7.71	15.42	16.69	15.42
Citizens Bank And Trust	4.33	7.32	13.92	14.76	13.92
Heartland National Bank	6.68	7.32	23.61	24.76	23.61
Bank Of Central Florida	6.04	7.27	12.17	13.04	12.17
Winter Park National Bank	5.77	6.73	12.14	13.16	12.14

Select Peer Average	7.97	8.91	12.53	13.40	12.53
----------------------------	------	------	-------	-------	-------

PEER GROUP COMPARISONS REPORT
Central Florida Group

BALANCE SHEET RATIOS
For the three months ended March 31, 2022

Institution name	Loans/ Deposits	Gross Loans/ Assets	Securities/ Assets
First National Bank Of Wauchula	82.02	72.04	7.77
Cogent Bank	77.91	70.77	10.63
Axiom Bank, National Association	76.03	63.79	4.51
Sunrise Bank	71.28	64.13	11.48
Southstate Bank, National Association	68.65	57.79	18.95
First Colony Bank Of Florida	66.49	60.80	15.51
Mainstreet Community Bank Of Florida	63.03	57.77	24.85
Wauchula State Bank	60.25	54.10	22.55
First Bank	59.50	54.78	21.67
Citizens Bank Of Florida	58.75	53.78	20.41
Commerce Bank & Trust	56.72	52.67	23.63
Bank Of Central Florida	52.25	48.92	21.66
Citizens Bank And Trust	43.75	40.50	53.09
Winter Park National Bank	43.37	38.88	36.42
Surety Bank	39.06	35.71	11.83
Crews Bank & Trust	38.82	35.76	33.72
United Southern Bank	37.94	35.96	51.29
Citizens First Bank	33.78	27.89	65.04
The First National Bank Of Mount Dora	28.12	25.43	63.35
Heartland National Bank	23.73	22.00	34.31

Select Peer Average	54.07	48.67	27.63
----------------------------	-------	-------	-------

PEER GROUP COMPARISONS REPORT
Central Florida Group

PROFITABILITY RATIOS
For the three months ended March 31, 2022

Institution name	Avg Total Assets (\$000)	Return on Avg Assets	Return on Avg Equity
Surety Bank	202,589	2.73	31.01
Wauchula State Bank	938,178	1.75	18.00
First Colony Bank Of Florida	308,467	1.42	18.05
Winter Park National Bank	729,663	1.33	21.72
The First National Bank Of Mount Dora	378,359	1.20	11.56
Citizens First Bank	4,019,758	1.15	12.45
First Bank	629,284	1.14	14.67
Southstate Bank, National Association	43,059,326	0.98	8.01
Citizens Bank And Trust	1,260,895	0.97	16.89
United Southern Bank	850,610	0.86	14.92
Cogent Bank	1,189,348	0.81	9.71
Sunrise Bank	395,099	0.81	8.91
Citizens Bank Of Florida	512,095	0.75	9.87
Mainstreet Community Bank Of Florida	774,875	0.72	9.25
Bank Of Central Florida	965,879	0.63	9.36
Axiom Bank, National Association	644,492	0.56	3.78
Crews Bank & Trust	225,709	0.55	6.92
Commerce Bank & Trust	184,390	0.47	6.70
First National Bank Of Wauchula	88,235	0.44	4.50
Heartland National Bank	673,103	0.37	5.32

Select Peer Average	2,901,518	0.98	12.08
----------------------------	-----------	------	-------

PEER GROUP COMPARISONS REPORT
Central Florida Group

PROFITABILITY RATIOS
For the three months ended March 31, 2022

Institution name	Noninterest Income/AA	Net Overhead Ratio	Efficiency Ratio	Assets (per million) per Employee
Winter Park National Bank	0.07	0.93	41.22	30.39
Citizens First Bank	0.95	0.44	48.25	10.03
Wauchula State Bank	0.49	1.35	48.78	6.72
First Colony Bank Of Florida	0.10	1.46	49.67	14.89
Surety Bank	2.91	(0.08)	50.27	5.85
First Bank	0.60	1.62	58.28	6.29
Citizens Bank Of Florida	0.15	1.60	63.55	7.62
United Southern Bank	0.56	1.52	63.63	5.75
Cogent Bank	0.59	2.13	63.84	8.02
Southstate Bank, National Association	0.87	1.30	64.75	8.91
Mainstreet Community Bank Of Florida	0.42	1.72	67.05	7.34
Bank Of Central Florida	0.19	1.52	67.30	12.16
Sunrise Bank	0.10	2.04	67.71	8.15
Citizens Bank And Trust	0.72	1.55	68.83	6.99
The First National Bank Of Mount Dora	1.99	1.22	69.44	4.61
Heartland National Bank	0.31	1.03	74.55	11.25
Commerce Bank & Trust	0.24	1.78	78.22	9.89
Crews Bank & Trust	0.51	1.81	79.60	14.57
First National Bank Of Wauchula	0.37	3.55	88.93	3.34
Axiom Bank, National Association	0.83	3.47	107.49	4.87

Select Peer Average	0.65	1.60	66.07	9.38
----------------------------	------	------	-------	------

PEER GROUP COMPARISONS REPORT
Central Florida Group

ASSET QUALITY RATIOS
For the three months ended March 31, 2022

Institution name	Reserves/ Loans	Nonperf Loans/ Total Loans	Nonperf Assets/ Total Assets	Adjusted Texas Ratio
Citizens Bank Of Florida	1.43	0.00	0.00	0.00
Bank Of Central Florida	1.01	0.00	0.00	0.00
Commerce Bank & Trust	1.71	0.00	0.00	0.00
First Bank	1.86	0.00	0.00	0.00
First Colony Bank Of Florida	1.49	0.01	0.00	0.04
Heartland National Bank	1.61	0.02	0.00	0.05
Winter Park National Bank	1.40	0.00	0.00	0.00
Citizens First Bank	1.81	0.03	0.01	0.10
Mainstreet Community Bank Of Florida	1.48	0.02	0.01	0.12
Sunrise Bank	1.21	0.18	0.11	1.18
United Southern Bank	3.15	0.38	0.14	2.50
Crews Bank & Trust	3.02	0.50	0.18	2.06
Citizens Bank And Trust	1.08	0.20	0.19	3.99
Wauchula State Bank	1.91	0.41	0.23	2.16
Southstate Bank, National Association	1.13	0.43	0.25	2.96
Surety Bank	1.33	0.69	0.25	2.90
Cogent Bank	1.28	0.47	0.33	3.51
Axiom Bank, National Association	1.32	0.58	0.38	2.30
First National Bank Of Wauchula	1.12	1.01	0.73	6.75
The First National Bank Of Mount Dora	2.65	3.22	0.88	5.52

Select Peer Average	1.65	0.41	0.18	1.81
----------------------------	------	------	------	------

PEER GROUP COMPARISONS REPORT
Central Florida Group

STATEMENT OF CONDITION (% OF ASSETS)
For the three months ended March 31, 2022

Institution name	Cash & Nointerest bearing Deps	Interest- bearing Bal	Fed Funds Sold & Repos	Held to Maturity Secs	Available for Sale Secs
Surety Bank	25.93	23.10	0.00	0.00	11.83
First National Bank Of Wauchula	10.84	5.18	0.00	0.00	7.77
First Bank	4.76	14.76	0.62	0.00	21.67
Commerce Bank & Trust	3.15	18.32	0.00	0.00	23.63
Sunrise Bank	2.52	20.97	0.00	1.23	10.25
Winter Park National Bank	1.77	21.16	0.00	23.19	13.23
Crews Bank & Trust	1.35	28.23	0.00	18.13	15.59
First Colony Bank Of Florida	1.33	22.15	0.00	8.06	7.46
Heartland National Bank	1.29	40.19	0.00	0.00	34.31
Southstate Bank, National Association	1.27	11.50	0.29	6.12	12.83
United Southern Bank	1.25	7.54	0.00	0.00	51.29
Axiom Bank, National Association	1.14	25.89	0.00	0.00	4.51
Wauchula State Bank	1.08	21.81	0.00	14.62	7.93
Bank Of Central Florida	0.91	25.90	0.00	0.00	21.66
Citizens First Bank	0.77	0.25	3.37	0.00	65.04
Mainstreet Community Bank Of Florida	0.69	11.36	1.07	0.00	24.85
The First National Bank Of Mount Dora	0.53	5.36	0.00	0.00	63.35
Citizens Bank Of Florida	0.52	22.07	0.00	0.00	20.41
Citizens Bank And Trust	0.34	3.36	0.00	0.00	53.09
Cogent Bank	0.33	18.01	0.00	0.00	10.63

Select Peer Average	3.09	17.36	0.27	3.57	24.07
----------------------------	-------------	--------------	-------------	-------------	--------------

PEER GROUP COMPARISONS REPORT
Central Florida Group

STATEMENT OF CONDITION (% OF ASSETS)
For the three months ended March 31, 2022

Institution name	Net Loans & Leases	Premises & Fixed Assets	Total Real Estate Owned	Intangible Assets
First National Bank Of Wauchula	71.23	1.43	0.00	0.00
Cogent Bank	69.64	0.45	0.00	0.05
Sunrise Bank	63.36	0.99	0.00	0.02
Axiom Bank, National Association	62.95	2.30	0.01	0.32
First Colony Bank Of Florida	59.89	0.59	0.00	0.00
Southstate Bank, National Association	56.85	1.24	0.01	4.65
Mainstreet Community Bank Of Florida	56.71	2.31	0.00	0.01
First Bank	53.76	2.30	0.00	0.00
Wauchula State Bank	53.06	0.77	0.01	0.00
Citizens Bank Of Florida	53.01	1.64	0.00	0.00
Commerce Bank & Trust	51.77	0.09	0.00	0.00
Bank Of Central Florida	48.43	1.09	0.00	0.02
Citizens Bank And Trust	40.06	0.86	0.11	0.00
Winter Park National Bank	38.33	0.43	0.00	0.00
Surety Bank	35.24	1.00	0.00	0.00
United Southern Bank	34.83	1.24	0.00	0.00
Crews Bank & Trust	34.68	1.66	0.00	0.00
Citizens First Bank	26.81	1.11	0.00	0.26
The First National Bank Of Mount Dora	24.75	1.24	0.06	0.00
Heartland National Bank	21.63	0.57	0.00	0.00

Select Peer Average	47.85	1.17	0.01	0.27
----------------------------	-------	------	------	------

PEER GROUP COMPARISONS REPORT
Central Florida Group

STATEMENT OF CONDITION (% OF TOTAL FUNDING SOURCES)
For the three months ended March 31, 2022

Institution name	Non Interest Bearing Deps	Interest Bearing Deps	Total Deps	Total Fed Funds & Repos	Other Borrowed Money
United Southern Bank	60.61	39.39	100.00	0.00	0.00
Bank Of Central Florida	42.85	57.15	100.00	0.00	0.00
The First National Bank Of Mount Dora	42.05	57.95	100.00	0.00	0.00
Crews Bank & Trust	40.55	59.45	100.00	0.00	0.00
Cogent Bank	40.23	59.77	100.00	0.00	0.00
Mainstreet Community Bank Of Florida	40.19	59.39	99.58	0.00	0.42
Citizens Bank And Trust	39.93	57.94	97.87	2.13	0.00
First Bank	39.02	60.98	100.00	0.00	0.00
Surety Bank	38.48	61.52	100.00	0.00	0.00
First Colony Bank Of Florida	37.03	62.97	100.00	0.00	0.00
Sunrise Bank	36.99	61.93	98.92	0.00	1.08
Wauchula State Bank	36.27	63.26	99.53	0.43	0.04
Southstate Bank, National Association	35.69	62.36	98.05	1.94	0.01
First National Bank Of Wauchula	33.64	66.36	100.00	0.00	0.00
Citizens Bank Of Florida	33.31	66.69	100.00	0.00	0.00
Commerce Bank & Trust	32.82	66.64	99.46	0.00	0.54
Winter Park National Bank	28.88	66.40	95.28	4.58	0.14
Heartland National Bank	25.44	74.56	100.00	0.00	0.00
Axiom Bank, National Association	20.60	77.56	98.16	0.00	1.84
Citizens First Bank	18.66	72.36	91.02	8.98	0.00

Select Peer Average	36.16	62.73	98.89	0.90	0.20
----------------------------	-------	-------	-------	------	------

PEER GROUP COMPARISONS REPORT
Central Florida Group

YIELDS, COSTS & SPREADS - ASSET YIELDS
For the three months ended March 31, 2022

Institution name	Yield on Earning Assets	Cost of Funds	Net Interest Margin	Avg Earning Assets/AA
First National Bank Of Wauchula	4.78	0.36	4.55	88.32
Surety Bank	4.13	0.39	3.82	69.18
Cogent Bank	3.89	0.35	3.69	99.25
First Bank	3.60	0.23	3.46	92.35
Commerce Bank & Trust	3.91	0.64	3.37	68.32
Axiom Bank, National Association	3.74	0.55	3.35	94.67
Wauchula State Bank	3.33	0.09	3.28	98.55
Sunrise Bank	3.35	0.41	3.11	98.09
First Colony Bank Of Florida	3.13	0.14	3.00	98.77
Mainstreet Community Bank Of Florida	2.98	0.16	2.88	96.16
United Southern Bank	2.83	0.08	2.78	96.95
Southstate Bank, National Association	2.78	0.08	2.73	90.44
Citizens Bank Of Florida	2.85	0.30	2.67	97.27
Citizens Bank And Trust	2.71	0.18	2.60	96.61
The First National Bank Of Mount Dora	2.63	0.16	2.54	94.68
Crews Bank & Trust	2.51	0.11	2.45	96.59
Winter Park National Bank	2.63	0.29	2.43	96.51
Bank Of Central Florida	2.52	0.17	2.42	96.96
Citizens First Bank	2.02	0.15	1.91	96.22
Heartland National Bank	1.62	0.14	1.52	97.39
Select Peer Average	3.10	0.25	2.70	93.16