

Citizens Bank Of Florida

Oviedo, FL

Established

7/1/1946

Florida Bank and Thrift Performance Report

Table of Contents

Title	Page
PEER GROUP POSITION	1
EXECUTIVE SUMMARY	2
SELECTED FINANCIAL DATA	3
SECURITIES COMPOSITION	4
LOAN PORTFOLIO COMPOSITION	5
LOAN PORTFOLIO QUALITY	6
DEPOSIT BASE COMPOSITION	7
INTEREST INCOME COMPOSITION	8
INTEREST EXPENSE COMPOSITION	9
NONINTEREST INCOME COMPOSITION	10
NONINTEREST EXPENSE COMPOSITION	11
PEER GROUP COMPARISONS REPORT	12-22

FLORIDA BANKING TEAM

Ed Hacker, Robert Brink, Ted Hacker, Steve Kania, David Ajvazi, Michael Squitieri, Erica Hines, Sacha Widmaier, Kristen Moroso, Anthony Hagbartsen, Matthew Hanley, Aaron Hintz, Adela Mendez, Jordan Augustyniak, Madeline Bogumil, Natalie Filippone, Lauren Klindt, Phillip Berdeguer, Andrew Joyce, Dylan Frayne, Mai Tran, Meranda Joseph, Patricia Romero

Information contained herein was obtained from FIS is believed to be reliable however, accuracy is not guaranteed and all peer and state averages are simple averages.

PEER GROUP POSITION

For the
Central Florida Group

For the three months ended March 31, 2022

Institution name	Total Assets (\$'000's)
Southstate Bank, National Association	46,182,119
Citizens First Bank	4,013,670
Citizens Bank And Trust	1,265,143
Cogent Bank	1,243,617
Bank Of Central Florida	1,009,599
Wauchula State Bank	966,999
United Southern Bank	840,015
Mainstreet Community Bank Of Florida	770,263
Winter Park National Bank	759,789
Heartland National Bank	674,869
First Bank	647,856
Axiom Bank, National Association	637,467
Citizens Bank Of Florida	495,584
Sunrise Bank	407,599
The First National Bank Of Mount Dora	382,657
First Colony Bank Of Florida	297,707
Crews Bank & Trust	233,183
Surety Bank	204,905
Commerce Bank & Trust	178,053
First National Bank Of Wauchula	90,141

Institution name	Return on Avg Assets (%)
Surety Bank	2.73
Wauchula State Bank	1.75
First Colony Bank Of Florida	1.42
Winter Park National Bank	1.33
The First National Bank Of Mount Dora	1.20
Citizens First Bank	1.15
First Bank	1.14
Southstate Bank, National Association	0.98
Citizens Bank And Trust	0.97
United Southern Bank	0.86
Cogent Bank	0.81
Sunrise Bank	0.81
Citizens Bank Of Florida	0.75
Mainstreet Community Bank Of Florida	0.72
Bank Of Central Florida	0.63
Axiom Bank, National Association	0.56
Crews Bank & Trust	0.55
Commerce Bank & Trust	0.47
First National Bank Of Wauchula	0.44
Heartland National Bank	0.37

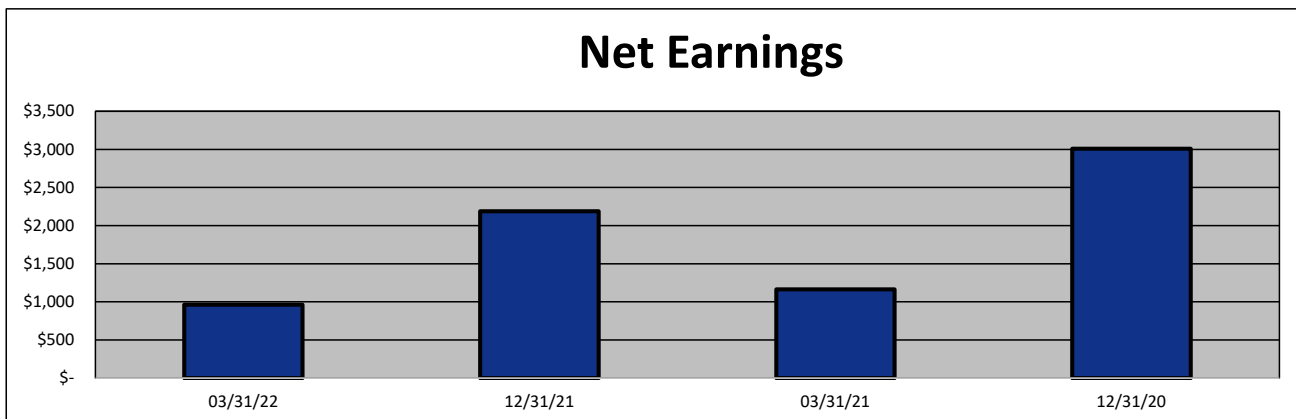
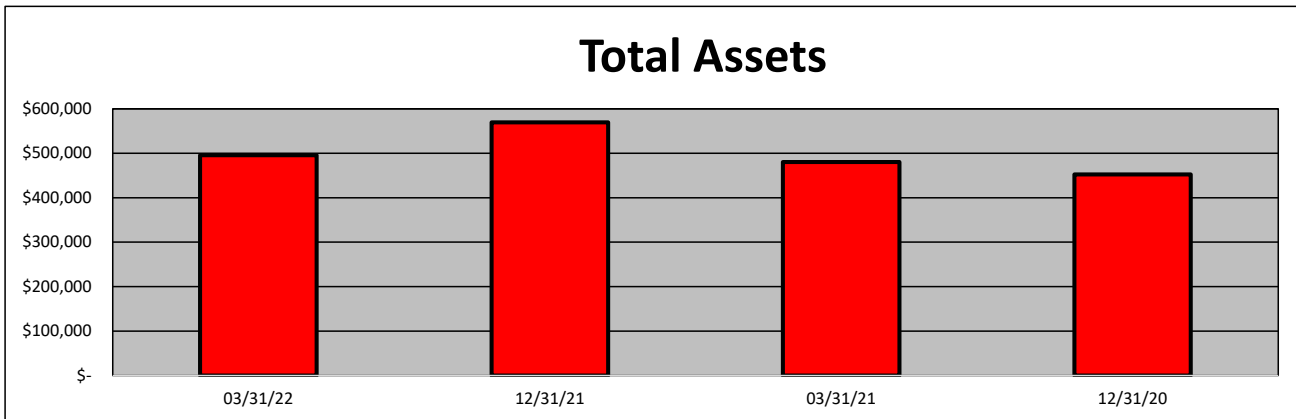
EXECUTIVE SUMMARY - Citizens Bank of Florida
(Percentage)

Period Ending	03/31/22	12/31/21	03/31/21	12/31/20	State Avg.	Peer Avg.
CAPITAL RATIOS						
Equity/Assets	7.61	7.10	8.25	8.87	9.41	7.97
Leverage Ratio	8.22	7.84	8.59	8.79	9.61	8.91
Tier 1 Cap/Risk Based Assets	13.40	12.56	13.18	13.21	12.53	12.53
Risk Based Ratio	14.63	13.75	14.39	14.42	13.38	13.40
Common Equity Tier 1 Capital Ratio	13.40	12.56	13.18	13.21	12.50	12.53
BALANCE SHEET RATIOS:						
Loan/Deposit Ratio	58.75	52.68	67.03	65.95	68.26	54.07
Loans/Assets	53.78	48.14	60.14	58.62	55.23	48.67
Securities/Assets	20.41	19.40	23.55	20.63	16.80	27.63
PROFITABILITY:						
Return on Avg Assets	0.75	0.45	1.00	0.74	0.84	0.98
Return on Avg Equity	9.87	5.37	11.69	8.83	9.50	12.08
Nonint Income/Avg Assets	0.15	0.35	0.18	0.19	0.87	0.65
Net Overhead Ratio	1.60	2.33	2.03	2.29	1.77	1.60
Efficiency Ratio	63.55	79.47	61.28	68.84	68.65	66.07
Assets (per million) per Employee	7.62	8.50	7.17	6.85	9.09	9.38
ASSET QUALITY:						
Reserves/Loans	1.43	1.39	1.25	1.32	1.34	1.65
Nonperforming Loans/Total Loans	0.00	0.00	0.00	0.66	0.74	0.41
Nonperforming Assets/Total Assets	0.00	0.00	0.00	0.38	0.53	0.18
Adjusted Texas Ratio	0.00	0.00	0.00	3.99	4.05	1.81
YIELDS & COSTS:						
Yield on earning assets	2.85	3.34	3.83	3.94	3.30	3.10
Cost of funds	0.30	0.37	0.41	0.58	0.46	0.25
Net interest margin	2.67	3.11	3.56	3.56	2.64	2.70
Avg Earning Assets/Avg Assets	97.27	97.15	95.77	95.90	90.01	93.16

SELECTED FINANCIAL DATA - Citizens Bank of Florida
(Dollars in Thousands)

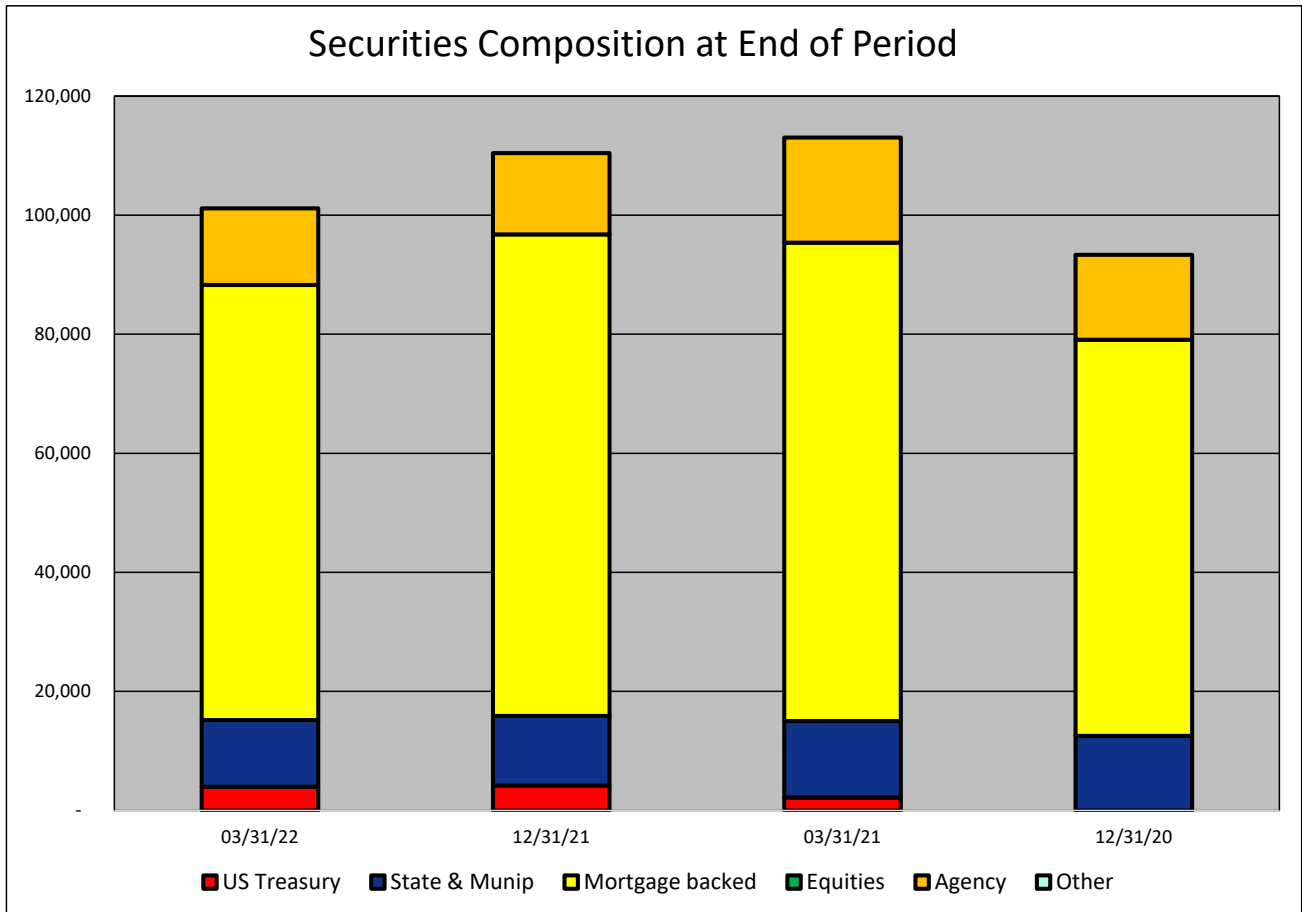
As of:	03/31/22	12/31/21	03/31/21	12/31/20	\$ Change 12 MTHS	% Change 12 MTHS
Total Assets	495,584	569,224	480,091	452,253	15,493	3.23
Cash and Equivalents	111,958	170,069	64,146	79,510	47,812	74.54
Securities	101,127	110,422	113,044	93,315	(11,917)	(10.54)
Loans, net	266,506	274,003	288,729	265,114	(22,223)	(7.70)
Deposit Accounts	453,631	520,088	430,716	401,980	22,915	5.32
Fed Funds & Repos	-	4,471	5,629	5,069	(5,629)	(100.00)
Total Equity	37,694	40,435	39,616	40,110	(1,922)	(4.85)

Period Ending	03/31/22	12/31/21	03/31/21	12/31/20	\$ Change 12 MTHS	% Change 12 MTHS
Net Earnings	964	2,189	1,165	3,009	(201)	(17.25)
Interest Income	3,553	15,951	4,284	15,260	(731)	(17.06)
Interest Expense	234	1,111	301	1,479	(67)	(22.26)
Net Interest Income	3,319	14,840	3,983	13,781	(664)	(16.67)
Prov for Loan Loss	-	260	90	850	(90)	(100.00)
Noninterest income	192	1,714	208	785	(16)	(7.69)
Gain on Sale of Securities	-	16	16	333	(16)	(100.00)
Noninterest Expense	2,238	13,191	2,575	10,054	(337)	(13.09)
Net Operating Income	1,273	3,103	1,526	3,662	(253)	(16.58)
Income Taxes	309	930	377	986	(68)	(18.04)



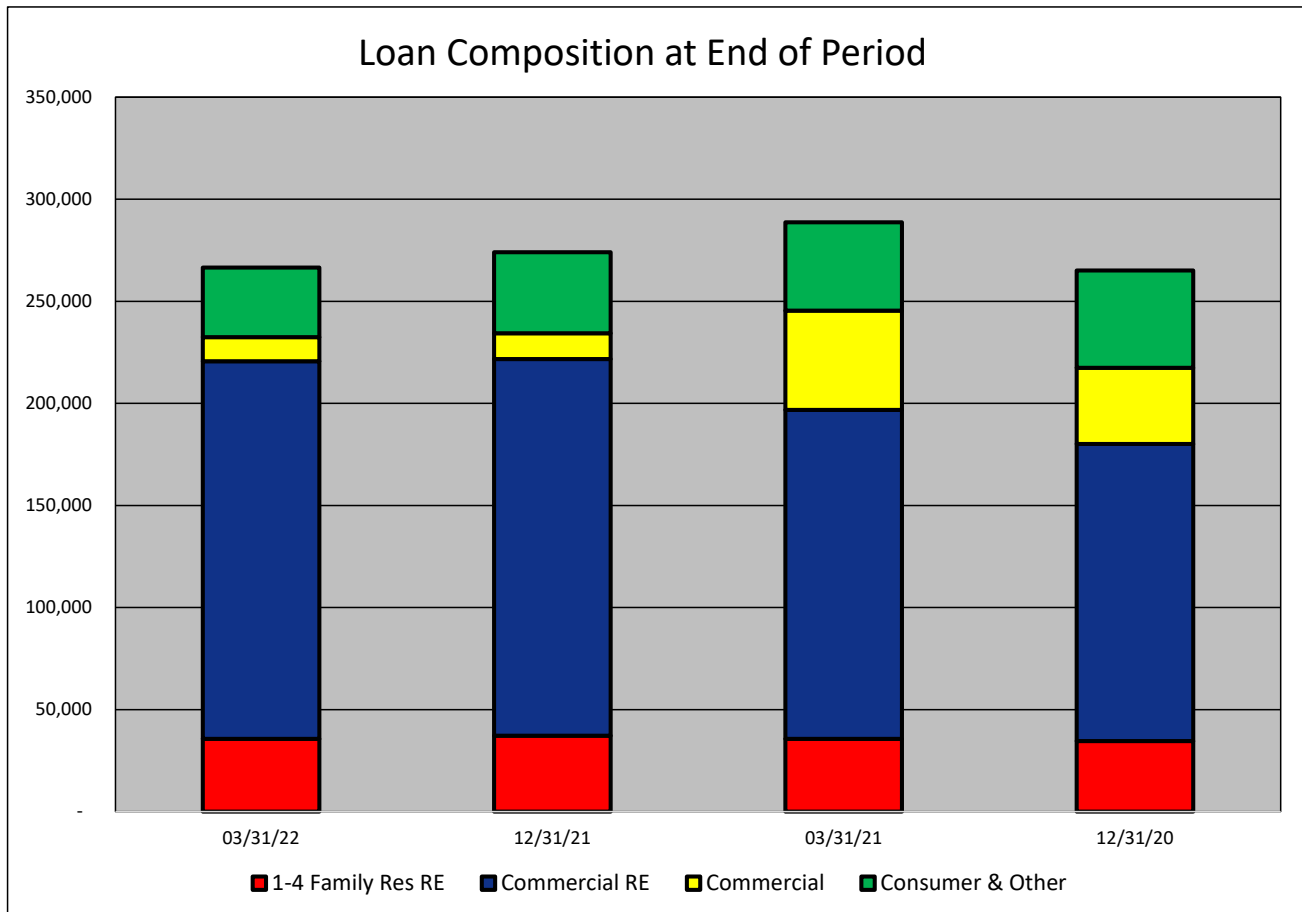
SECURITIES COMPOSITION - Citizens Bank of Florida
(Dollars in Thousands)

As of:	03/31/22	12/31/21	03/31/21	12/31/20	\$ Change 12 MTHS	% Change 12 MTHS
SECURITIES CATEGORY:						
US Treasury	4,011	4,177	2,207	-	1,804	81.74
State & Munip	11,170	11,729	12,831	12,524	(1,661)	(12.95)
Mortgage backed	73,093	80,870	80,321	66,533	(7,228)	(9.00)
Equities	-	-	-	-	-	NA
Agency	12,853	13,646	17,685	14,258	(4,832)	(27.32)
Other	-	-	-	-	-	NA
Total Securities	101,127	110,422	113,044	93,315	(11,917)	(10.54)



LOAN PORTFOLIO COMPOSITION - Citizens Bank of Florida
(Dollars in Thousands)

As of:	03/31/22	12/31/21	03/31/21	12/31/20	\$ Change 12 MTHS	% Change 12 MTHS
LOAN CATEGORY:						
1-4 Family Res RE	35,620	37,236	35,639	34,518	(19)	(0.05)
Commercial RE	185,034	184,492	161,118	145,609	23,916	14.84
Commercial	11,804	12,672	48,655	37,276	(36,851)	(75.74)
Consumer & Other	34,048	39,603	43,317	47,711	(9,269)	(21.40)
Loans, Net	266,506	274,003	288,729	265,114	(22,223)	(7.70)



LOAN PORTFOLIO QUALITY - Citizens Bank of Florida
(Dollars in Thousands)

As of:	03/31/22	12/31/21	03/31/21	12/31/20	\$ Change 12 MTHS	% Change 12 MTHS
--------	----------	----------	----------	----------	----------------------	---------------------

LOAN LOSS RESERVE ACTIVITY:

Beginning Balance	3,797	3,505	3,505	2,858	292	8.33
Total Recoveries	8	34	13	46	(5)	(38.46)
Total Charge-offs	1	2	1	249	-	-
Provision Expense	-	260	90	850	(90)	(100.00)
Writedown Transfer Loans HFS	-	-	-	-	-	NA
Adjustments	-	-	-	-	-	NA
Ending Balance	3,804	3,797	3,607	3,505	197	5.46

NON-PERFORMING ASSETS:

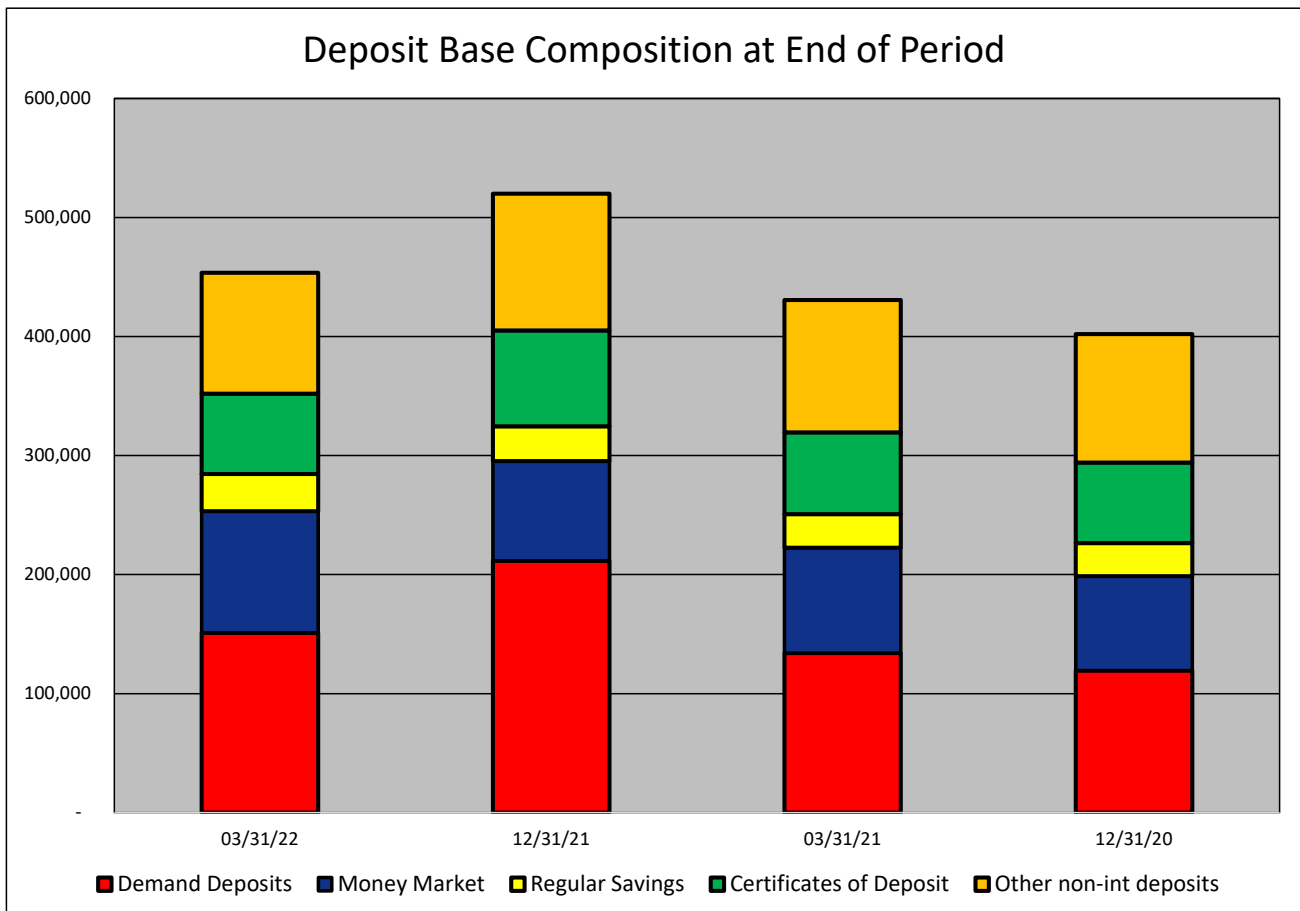
Total-90+ Days Past Due	-	-	-	-	-	NA
Total-Nonaccrual	-	-	-	1,739	-	NA
Foreclosed Real Estate	-	-	-	-	-	NA
Total Non-perf Assets	-	-	-	1,739	-	NA

DEPOSIT BASE COMPOSITION - Citizens Bank of Florida
(Dollars in Thousands)

As of:	03/31/22	12/31/21	03/31/21	12/31/20	\$ Change 12 MTHS	% Change 12 MTHS
--------	----------	----------	----------	----------	----------------------	---------------------

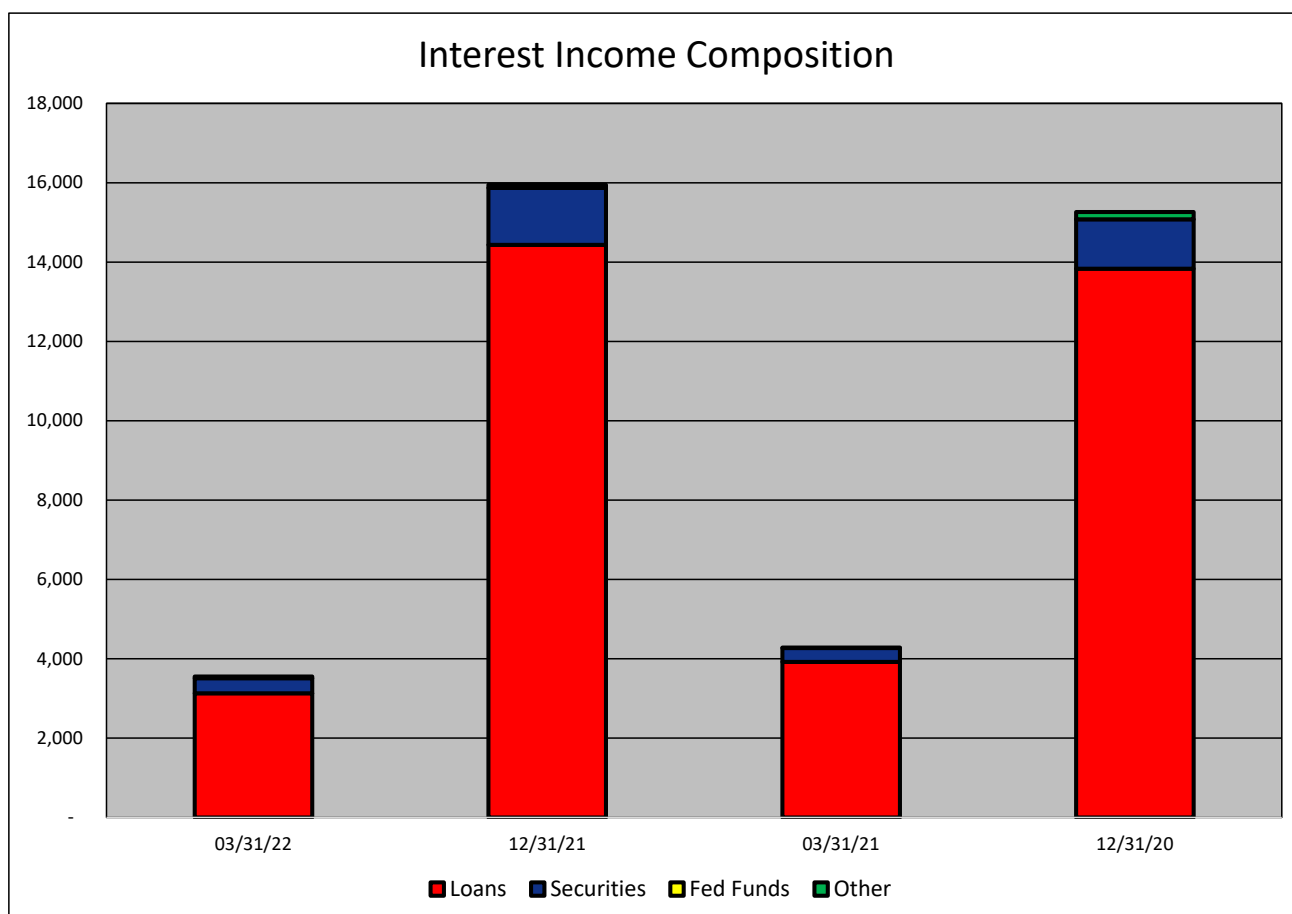
DEPOSIT BASE CATEGORY:

Demand Deposits	151,104	211,595	134,036	119,418	17,068	12.73
Money Market	102,177	83,788	88,588	79,156	13,589	15.34
Regular Savings	31,247	29,238	28,168	27,904	3,079	10.93
Certificates of Deposit	67,398	80,517	68,670	67,579	(1,272)	(1.85)
Other non-int deposits	101,705	114,950	111,254	107,923	(9,549)	(8.58)
Total Deposits	453,631	520,088	430,716	401,980	22,915	5.32



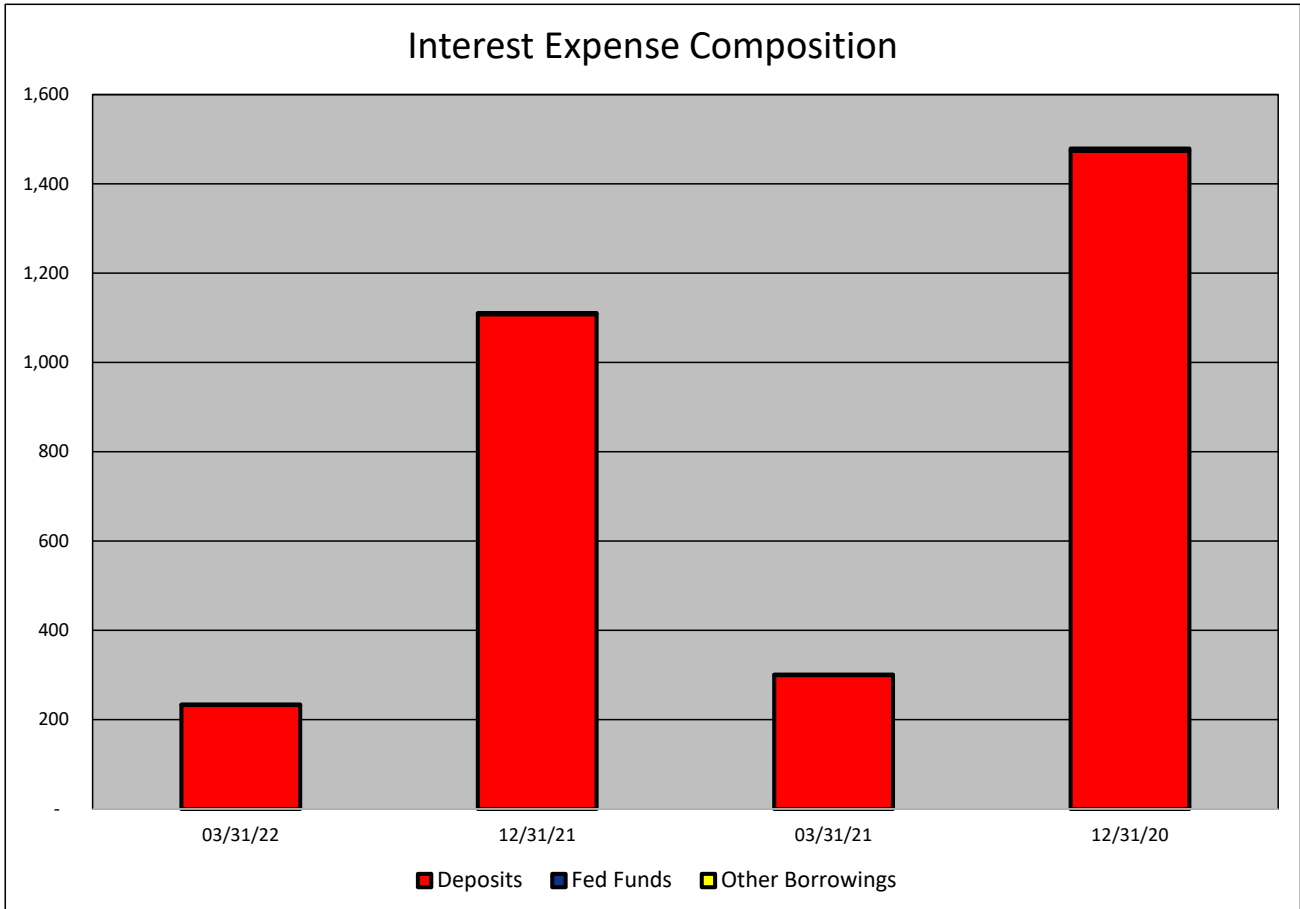
INTEREST INCOME COMPOSITION- Citizens Bank of Florida
(Dollars in Thousands)

As of:	03/31/22	12/31/21	03/31/21	12/31/20	\$ Change 12 MTHS	% Change 12 MTHS
INTEREST INCOME CATEGORY						
Loans	3,130	14,436	3,924	13,833	(794)	(20.23)
Securities	378	1,430	346	1,246	32	9.25
Fed Funds	-	-	-	-	-	NA
Other	45	85	14	181	31	221.43
Total Int Income	3,553	15,951	4,284	15,260	(731)	(17.06)



INTEREST EXPENSE COMPOSITION- Citizens Bank of Florida
(Dollars in Thousands)

As of:	03/31/22	12/31/21	03/31/21	12/31/20	\$ Change 12 MTHS	% Change 12 MTHS
INTEREST EXPENSE CATEGORY						
Deposits	233	1,108	300	1,474	(67)	(22.33)
Fed Funds	1	3	1	5	-	-
Other Borrowings	-	-	-	-	-	NA
Total Int Expense	234	1,111	301	1,479	(67)	(22.26)

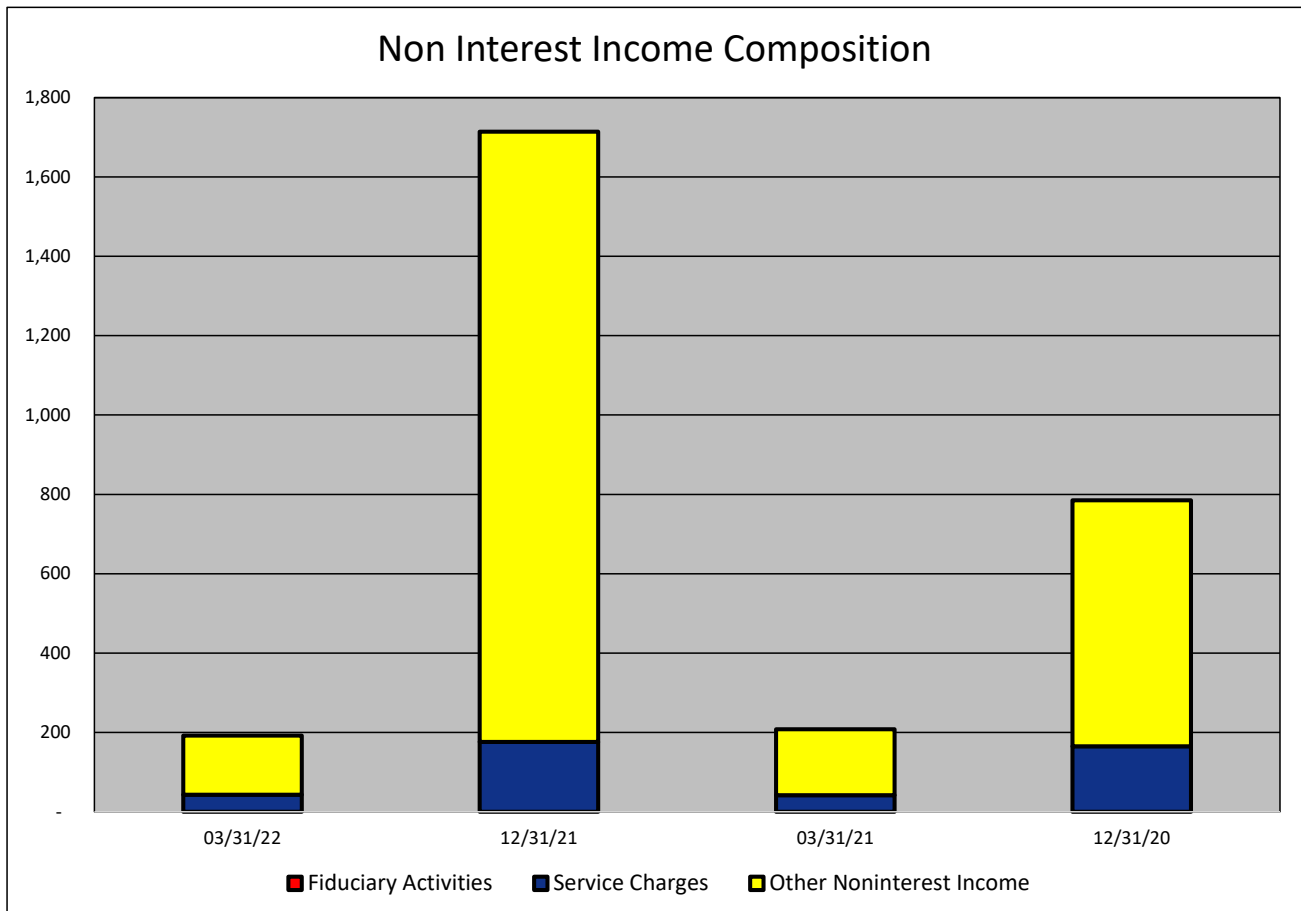


NONINTEREST INCOME COMPOSITION- Citizens Bank of Florida
(Dollars in Thousands)

As of:	03/31/22	12/31/21	03/31/21	12/31/20	\$ Change 12 MTHS	% Change 12 MTHS
--------	----------	----------	----------	----------	----------------------	---------------------

NONINTEREST INCOME CATEGORY

Fiduciary Activities	-	-	-	-	-	NA
Service Charges	43	176	42	165	1	2.38
Other Noninterest Income	149	1,538	166	620	(17)	(10.24)
Total Nonint. Income	192	1,714	208	785	(16)	(7.69)

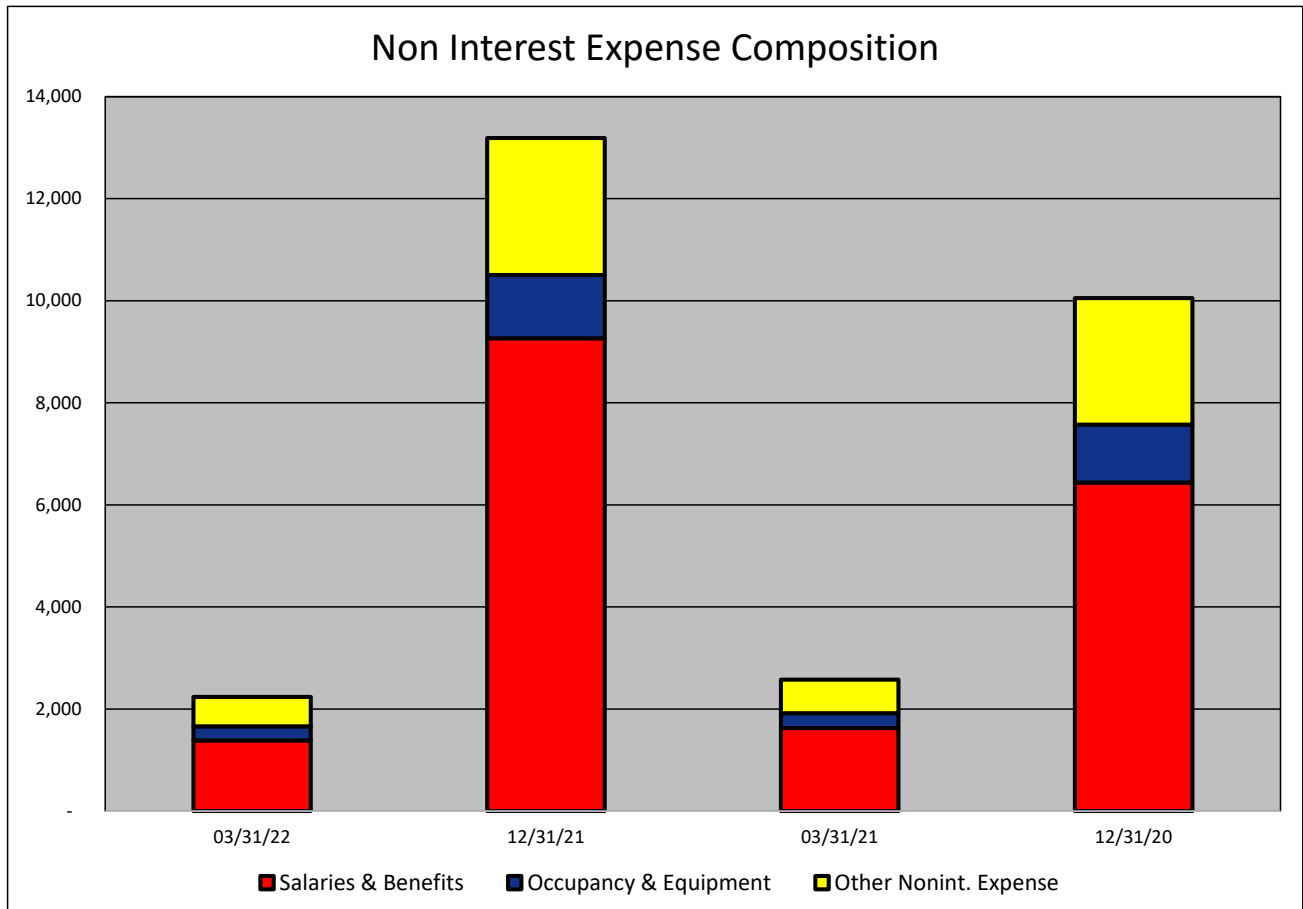


NONINTEREST EXPENSE COMPOSITION- Citizens Bank of Florida
(Dollars in Thousands)

As of:	03/31/22	12/31/21	03/31/21	12/31/20	\$ Change 12 MTHS	% Change 12 MTHS
--------	----------	----------	----------	----------	----------------------	---------------------

NONINTEREST EXPENSE CATEGORY

Salaries & Benefits	1,382	9,265	1,627	6,437	(245)	(15.06)
Occupancy & Equipment	277	1,240	290	1,134	(13)	(4.48)
Other Nonint. Expense	579	2,686	658	2,483	(79)	(12.01)
Total Nonint. Expense	2,238	13,191	2,575	10,054	(337)	(13.09)



PEER GROUP COMPARISONS REPORT
Central Florida Group

BALANCE SHEET

Institution name	Total Assets \$000		% Change in Assets
	This Year	Last Year	
Cogent Bank	1,243,617	877,902	41.66
Winter Park National Bank	759,789	578,104	31.43
Sunrise Bank	407,599	313,799	29.89
Citizens Bank And Trust	1,265,143	986,700	28.22
Bank Of Central Florida	1,009,599	833,129	21.18
Commerce Bank & Trust	178,053	147,538	20.68
Citizens First Bank	4,013,670	3,333,860	20.39
First Bank	647,856	552,690	17.22
Southstate Bank, National Association	46,182,119	39,608,763	16.60
United Southern Bank	840,015	745,335	12.70
The First National Bank Of Mount Dora	382,657	345,351	10.80
Wauchula State Bank	966,999	878,538	10.07
Surety Bank	204,905	187,174	9.47
Crews Bank & Trust	233,183	214,470	8.73
Mainstreet Community Bank Of Florida	770,263	713,407	7.97
First Colony Bank Of Florida	297,707	277,103	7.44
Heartland National Bank	674,869	633,876	6.47
First National Bank Of Wauchula	90,141	85,711	5.17
Citizens Bank Of Florida	495,584	480,091	3.23
Axiom Bank, National Association	637,467	652,892	(2.36)

Select Peer Average	3,065,062	2,622,322	15.35
----------------------------	-----------	-----------	-------

PEER GROUP COMPARISONS REPORT
Central Florida Group

BALANCE SHEET

Institution name	Total Loans \$000		% Change in Loans
	This Year	Last Year	
Sunrise Bank	261,403	196,665	32.92
Cogent Bank	880,061	676,334	30.12
Citizens First Bank	1,119,268	927,453	20.68
First National Bank Of Wauchula	64,938	55,608	16.78
Bank Of Central Florida	493,906	440,089	12.23
Winter Park National Bank	295,385	266,968	10.64
First Colony Bank Of Florida	181,013	168,479	7.44
Southstate Bank, National Association	26,686,803	24,844,403	7.42
Commerce Bank & Trust	93,789	87,559	7.12
Wauchula State Bank	523,101	492,414	6.23
First Bank	354,896	341,403	3.95
Surety Bank	73,172	75,525	(3.12)
Citizens Bank And Trust	512,400	529,154	(3.17)
Mainstreet Community Bank Of Florida	444,996	470,726	(5.47)
Crews Bank & Trust	83,391	88,342	(5.60)
Citizens Bank Of Florida	266,506	288,729	(7.70)
Heartland National Bank	148,480	165,950	(10.53)
The First National Bank Of Mount Dora	97,306	110,222	(11.72)
United Southern Bank	302,098	349,022	(13.44)
Axiom Bank, National Association	406,646	519,382	(21.71)

Select Peer Average	1,664,478	1,554,721	3.65
----------------------------	-----------	-----------	------

PEER GROUP COMPARISONS REPORT
Central Florida Group

CAPITAL RATIOS
For the three months ended March 31, 2022

Institution name	Equity/ Assets	Leverage Ratio	Tier 1 Risk- based Ratio	Risk based Capital Ratio	Common Equity Tier 1 Capital Ratio
Axiom Bank, National Association	14.08	13.79	20.90	22.15	20.90
The First National Bank Of Mount Dora	8.95	10.61	16.91	18.00	16.91
First National Bank Of Wauchula	9.97	10.12	0.00	0.00	0.00
Wauchula State Bank	9.53	10.03	0.00	0.00	0.00
Citizens First Bank	8.18	9.96	15.04	15.80	15.04
Sunrise Bank	8.88	9.84	0.00	0.00	0.00
Surety Bank	8.00	9.77	22.46	23.56	22.46
Southstate Bank, National Association	11.85	9.19	12.37	12.99	12.37
Cogent Bank	8.55	9.03	11.94	13.19	11.94
Mainstreet Community Bank Of Florida	7.47	8.70	0.00	0.00	0.00
First Bank	7.36	8.42	13.94	15.19	13.94
Crews Bank & Trust	7.61	8.25	20.35	21.61	20.35
Citizens Bank Of Florida	7.61	8.22	13.40	14.63	13.40
First Colony Bank Of Florida	7.87	7.96	12.20	13.45	12.20
Commerce Bank & Trust	6.24	7.95	13.84	15.09	13.84
United Southern Bank	4.39	7.71	15.42	16.69	15.42
Citizens Bank And Trust	4.33	7.32	13.92	14.76	13.92
Heartland National Bank	6.68	7.32	23.61	24.76	23.61
Bank Of Central Florida	6.04	7.27	12.17	13.04	12.17
Winter Park National Bank	5.77	6.73	12.14	13.16	12.14

Select Peer Average	7.97	8.91	12.53	13.40	12.53
----------------------------	------	------	-------	-------	-------

PEER GROUP COMPARISONS REPORT
Central Florida Group

BALANCE SHEET RATIOS
For the three months ended March 31, 2022

Institution name	Loans/ Deposits	Gross Loans/ Assets	Securities/ Assets
First National Bank Of Wauchula	82.02	72.04	7.77
Cogent Bank	77.91	70.77	10.63
Axiom Bank, National Association	76.03	63.79	4.51
Sunrise Bank	71.28	64.13	11.48
Southstate Bank, National Association	68.65	57.79	18.95
First Colony Bank Of Florida	66.49	60.80	15.51
Mainstreet Community Bank Of Florida	63.03	57.77	24.85
Wauchula State Bank	60.25	54.10	22.55
First Bank	59.50	54.78	21.67
Citizens Bank Of Florida	58.75	53.78	20.41
Commerce Bank & Trust	56.72	52.67	23.63
Bank Of Central Florida	52.25	48.92	21.66
Citizens Bank And Trust	43.75	40.50	53.09
Winter Park National Bank	43.37	38.88	36.42
Surety Bank	39.06	35.71	11.83
Crews Bank & Trust	38.82	35.76	33.72
United Southern Bank	37.94	35.96	51.29
Citizens First Bank	33.78	27.89	65.04
The First National Bank Of Mount Dora	28.12	25.43	63.35
Heartland National Bank	23.73	22.00	34.31

Select Peer Average	54.07	48.67	27.63
----------------------------	-------	-------	-------

PEER GROUP COMPARISONS REPORT
Central Florida Group

PROFITABILITY RATIOS
For the three months ended March 31, 2022

Institution name	Avg Total Assets (\$000)	Return on Avg Assets	Return on Avg Equity
Surety Bank	202,589	2.73	31.01
Wauchula State Bank	938,178	1.75	18.00
First Colony Bank Of Florida	308,467	1.42	18.05
Winter Park National Bank	729,663	1.33	21.72
The First National Bank Of Mount Dora	378,359	1.20	11.56
Citizens First Bank	4,019,758	1.15	12.45
First Bank	629,284	1.14	14.67
Southstate Bank, National Association	43,059,326	0.98	8.01
Citizens Bank And Trust	1,260,895	0.97	16.89
United Southern Bank	850,610	0.86	14.92
Cogent Bank	1,189,348	0.81	9.71
Sunrise Bank	395,099	0.81	8.91
Citizens Bank Of Florida	512,095	0.75	9.87
Mainstreet Community Bank Of Florida	774,875	0.72	9.25
Bank Of Central Florida	965,879	0.63	9.36
Axiom Bank, National Association	644,492	0.56	3.78
Crews Bank & Trust	225,709	0.55	6.92
Commerce Bank & Trust	184,390	0.47	6.70
First National Bank Of Wauchula	88,235	0.44	4.50
Heartland National Bank	673,103	0.37	5.32

Select Peer Average	2,901,518	0.98	12.08
----------------------------	-----------	------	-------

PEER GROUP COMPARISONS REPORT
Central Florida Group

PROFITABILITY RATIOS
For the three months ended March 31, 2022

Institution name	Noninterest Income/AA	Net Overhead Ratio	Efficiency Ratio	Assets (per million) per Employee
Winter Park National Bank	0.07	0.93	41.22	30.39
Citizens First Bank	0.95	0.44	48.25	10.03
Wauchula State Bank	0.49	1.35	48.78	6.72
First Colony Bank Of Florida	0.10	1.46	49.67	14.89
Surety Bank	2.91	(0.08)	50.27	5.85
First Bank	0.60	1.62	58.28	6.29
Citizens Bank Of Florida	0.15	1.60	63.55	7.62
United Southern Bank	0.56	1.52	63.63	5.75
Cogent Bank	0.59	2.13	63.84	8.02
Southstate Bank, National Association	0.87	1.30	64.75	8.91
Mainstreet Community Bank Of Florida	0.42	1.72	67.05	7.34
Bank Of Central Florida	0.19	1.52	67.30	12.16
Sunrise Bank	0.10	2.04	67.71	8.15
Citizens Bank And Trust	0.72	1.55	68.83	6.99
The First National Bank Of Mount Dora	1.99	1.22	69.44	4.61
Heartland National Bank	0.31	1.03	74.55	11.25
Commerce Bank & Trust	0.24	1.78	78.22	9.89
Crews Bank & Trust	0.51	1.81	79.60	14.57
First National Bank Of Wauchula	0.37	3.55	88.93	3.34
Axiom Bank, National Association	0.83	3.47	107.49	4.87

Select Peer Average	0.65	1.60	66.07	9.38
----------------------------	------	------	-------	------

PEER GROUP COMPARISONS REPORT
Central Florida Group

ASSET QUALITY RATIOS
For the three months ended March 31, 2022

Institution name	Reserves/ Loans	Nonperf Loans/ Total Loans	Nonperf Assets/ Total Assets	Adjusted Texas Ratio
Citizens Bank Of Florida	1.43	0.00	0.00	0.00
Bank Of Central Florida	1.01	0.00	0.00	0.00
Commerce Bank & Trust	1.71	0.00	0.00	0.00
First Bank	1.86	0.00	0.00	0.00
First Colony Bank Of Florida	1.49	0.01	0.00	0.04
Heartland National Bank	1.61	0.02	0.00	0.05
Winter Park National Bank	1.40	0.00	0.00	0.00
Citizens First Bank	1.81	0.03	0.01	0.10
Mainstreet Community Bank Of Florida	1.48	0.02	0.01	0.12
Sunrise Bank	1.21	0.18	0.11	1.18
United Southern Bank	3.15	0.38	0.14	2.50
Crews Bank & Trust	3.02	0.50	0.18	2.06
Citizens Bank And Trust	1.08	0.20	0.19	3.99
Wauchula State Bank	1.91	0.41	0.23	2.16
Southstate Bank, National Association	1.13	0.43	0.25	2.96
Surety Bank	1.33	0.69	0.25	2.90
Cogent Bank	1.28	0.47	0.33	3.51
Axiom Bank, National Association	1.32	0.58	0.38	2.30
First National Bank Of Wauchula	1.12	1.01	0.73	6.75
The First National Bank Of Mount Dora	2.65	3.22	0.88	5.52
Select Peer Average	1.65	0.41	0.18	1.81

PEER GROUP COMPARISONS REPORT
Central Florida Group

STATEMENT OF CONDITION (% OF ASSETS)
For the three months ended March 31, 2022

Institution name	Cash & Nointerest bearing Deps	Interest- bearing Bal	Fed Funds Sold & Repos	Held to Maturity Secs	Available for Sale Secs
Surety Bank	25.93	23.10	0.00	0.00	11.83
First National Bank Of Wauchula	10.84	5.18	0.00	0.00	7.77
First Bank	4.76	14.76	0.62	0.00	21.67
Commerce Bank & Trust	3.15	18.32	0.00	0.00	23.63
Sunrise Bank	2.52	20.97	0.00	1.23	10.25
Winter Park National Bank	1.77	21.16	0.00	23.19	13.23
Crews Bank & Trust	1.35	28.23	0.00	18.13	15.59
First Colony Bank Of Florida	1.33	22.15	0.00	8.06	7.46
Heartland National Bank	1.29	40.19	0.00	0.00	34.31
Southstate Bank, National Association	1.27	11.50	0.29	6.12	12.83
United Southern Bank	1.25	7.54	0.00	0.00	51.29
Axiom Bank, National Association	1.14	25.89	0.00	0.00	4.51
Wauchula State Bank	1.08	21.81	0.00	14.62	7.93
Bank Of Central Florida	0.91	25.90	0.00	0.00	21.66
Citizens First Bank	0.77	0.25	3.37	0.00	65.04
Mainstreet Community Bank Of Florida	0.69	11.36	1.07	0.00	24.85
The First National Bank Of Mount Dora	0.53	5.36	0.00	0.00	63.35
Citizens Bank Of Florida	0.52	22.07	0.00	0.00	20.41
Citizens Bank And Trust	0.34	3.36	0.00	0.00	53.09
Cogent Bank	0.33	18.01	0.00	0.00	10.63

Select Peer Average	3.09	17.36	0.27	3.57	24.07
----------------------------	-------------	--------------	-------------	-------------	--------------

PEER GROUP COMPARISONS REPORT
Central Florida Group

STATEMENT OF CONDITION (% OF ASSETS)
For the three months ended March 31, 2022

Institution name	Net Loans & Leases	Premises & Fixed Assets	Total Real Estate Owned	Intangible Assets
First National Bank Of Wauchula	71.23	1.43	0.00	0.00
Cogent Bank	69.64	0.45	0.00	0.05
Sunrise Bank	63.36	0.99	0.00	0.02
Axiom Bank, National Association	62.95	2.30	0.01	0.32
First Colony Bank Of Florida	59.89	0.59	0.00	0.00
Southstate Bank, National Association	56.85	1.24	0.01	4.65
Mainstreet Community Bank Of Florida	56.71	2.31	0.00	0.01
First Bank	53.76	2.30	0.00	0.00
Wauchula State Bank	53.06	0.77	0.01	0.00
Citizens Bank Of Florida	53.01	1.64	0.00	0.00
Commerce Bank & Trust	51.77	0.09	0.00	0.00
Bank Of Central Florida	48.43	1.09	0.00	0.02
Citizens Bank And Trust	40.06	0.86	0.11	0.00
Winter Park National Bank	38.33	0.43	0.00	0.00
Surety Bank	35.24	1.00	0.00	0.00
United Southern Bank	34.83	1.24	0.00	0.00
Crews Bank & Trust	34.68	1.66	0.00	0.00
Citizens First Bank	26.81	1.11	0.00	0.26
The First National Bank Of Mount Dora	24.75	1.24	0.06	0.00
Heartland National Bank	21.63	0.57	0.00	0.00

Select Peer Average	47.85	1.17	0.01	0.27
----------------------------	-------	------	------	------

PEER GROUP COMPARISONS REPORT
Central Florida Group

STATEMENT OF CONDITION (% OF TOTAL FUNDING SOURCES)
For the three months ended March 31, 2022

Institution name	Non Interest Bearing Deps	Interest Bearing Deps	Total Deps	Total Fed Funds & Repos	Other Borrowed Money
United Southern Bank	60.61	39.39	100.00	0.00	0.00
Bank Of Central Florida	42.85	57.15	100.00	0.00	0.00
The First National Bank Of Mount Dora	42.05	57.95	100.00	0.00	0.00
Crews Bank & Trust	40.55	59.45	100.00	0.00	0.00
Cogent Bank	40.23	59.77	100.00	0.00	0.00
Mainstreet Community Bank Of Florida	40.19	59.39	99.58	0.00	0.42
Citizens Bank And Trust	39.93	57.94	97.87	2.13	0.00
First Bank	39.02	60.98	100.00	0.00	0.00
Surety Bank	38.48	61.52	100.00	0.00	0.00
First Colony Bank Of Florida	37.03	62.97	100.00	0.00	0.00
Sunrise Bank	36.99	61.93	98.92	0.00	1.08
Wauchula State Bank	36.27	63.26	99.53	0.43	0.04
Southstate Bank, National Association	35.69	62.36	98.05	1.94	0.01
First National Bank Of Wauchula	33.64	66.36	100.00	0.00	0.00
Citizens Bank Of Florida	33.31	66.69	100.00	0.00	0.00
Commerce Bank & Trust	32.82	66.64	99.46	0.00	0.54
Winter Park National Bank	28.88	66.40	95.28	4.58	0.14
Heartland National Bank	25.44	74.56	100.00	0.00	0.00
Axiom Bank, National Association	20.60	77.56	98.16	0.00	1.84
Citizens First Bank	18.66	72.36	91.02	8.98	0.00

Select Peer Average	36.16	62.73	98.89	0.90	0.20
----------------------------	-------	-------	-------	------	------

PEER GROUP COMPARISONS REPORT
Central Florida Group

YIELDS, COSTS & SPREADS - ASSET YIELDS
For the three months ended March 31, 2022

Institution name	Yield on Earning Assets	Cost of Funds	Net Interest Margin	Avg Earning Assets/AA
First National Bank Of Wauchula	4.78	0.36	4.55	88.32
Surety Bank	4.13	0.39	3.82	69.18
Cogent Bank	3.89	0.35	3.69	99.25
First Bank	3.60	0.23	3.46	92.35
Commerce Bank & Trust	3.91	0.64	3.37	68.32
Axiom Bank, National Association	3.74	0.55	3.35	94.67
Wauchula State Bank	3.33	0.09	3.28	98.55
Sunrise Bank	3.35	0.41	3.11	98.09
First Colony Bank Of Florida	3.13	0.14	3.00	98.77
Mainstreet Community Bank Of Florida	2.98	0.16	2.88	96.16
United Southern Bank	2.83	0.08	2.78	96.95
Southstate Bank, National Association	2.78	0.08	2.73	90.44
Citizens Bank Of Florida	2.85	0.30	2.67	97.27
Citizens Bank And Trust	2.71	0.18	2.60	96.61
The First National Bank Of Mount Dora	2.63	0.16	2.54	94.68
Crews Bank & Trust	2.51	0.11	2.45	96.59
Winter Park National Bank	2.63	0.29	2.43	96.51
Bank Of Central Florida	2.52	0.17	2.42	96.96
Citizens First Bank	2.02	0.15	1.91	96.22
Heartland National Bank	1.62	0.14	1.52	97.39
Select Peer Average	3.10	0.25	2.70	93.16