

Citizens Bank And Trust

Frostproof, FL

Established
5/13/1920

Florida Bank and Thrift Performance Report

Table of Contents

Title	Page
PEER GROUP POSITION	1
EXECUTIVE SUMMARY	2
SELECTED FINANCIAL DATA	3
SECURITIES COMPOSITION	4
LOAN PORTFOLIO COMPOSITION	5
LOAN PORTFOLIO QUALITY	6
DEPOSIT BASE COMPOSITION	7
INTEREST INCOME COMPOSITION	8
INTEREST EXPENSE COMPOSITION	9
NONINTEREST INCOME COMPOSITION	10
NONINTEREST EXPENSE COMPOSITION	11
PEER GROUP COMPARISONS REPORT	12-22

FLORIDA BANKING TEAM

Ted Hacker, Robert Brink, Steve Kania, David Ajvazi, Michael Squitieri, Erica Hines, Sacha Widmaier, Anthony Hagbartsen, Madeline Bogumil, Lauren Klindt, Phillip Berdeguer, Andrew Joyce, Dylan Frayne, Mai Tran, Meranda Joseph, Patricia Romero, Vanessa Hossler, Adam McCord, Michael Law, Joseph Fazio, Allyson Wiitala, Jacob Ingram, Rachel Jean, Kevin Bui

Information contained herein was obtained from FIS is believed to be reliable however, accuracy is not guaranteed and all peer and state averages are simple averages.

PEER GROUP POSITION
For the
Central Florida Group

For the six months June 30, 2023

Institution name	Total Assets (\$'000's)
Southstate Bank, National Association	44,928,402
Citizens First Bank	3,636,417
Cogent Bank	1,610,245
Citizens Bank And Trust	1,300,269
Bank Of Central Florida	1,031,612
United Southern Bank	896,285
Wauchula State Bank	887,225
Axiom Bank, National Association	809,982
Mainstreet Community Bank Of Florida	782,172
Winter Park National Bank	779,120
Heartland National Bank	752,086
First Bank	720,449
Sunrise Bank	482,499
The First National Bank Of Mount Dora	389,044
First Colony Bank Of Florida	271,110
Surety Bank	206,910
Crews Bank & Trust	204,054
Commerce Bank & Trust	169,059
First National Bank Of Wauchula	87,441

Institution name	Return on Avg Assets (%)
Surety Bank	3.17
Wauchula State Bank	2.09
Crews Bank & Trust	1.79
Heartland National Bank	1.75
First Colony Bank Of Florida	1.71
Cogent Bank	1.38
Winter Park National Bank	1.37
Citizens First Bank	1.34
Southstate Bank, National Association	1.24
Sunrise Bank	1.16
The First National Bank Of Mount Dora	1.09
First Bank	1.03
First National Bank Of Wauchula	1.02
United Southern Bank	1.02
Mainstreet Community Bank Of Florida	0.84
Bank Of Central Florida	0.82
Citizens Bank And Trust	0.76
Commerce Bank & Trust	0.60
Axiom Bank, National Association	(0.12)

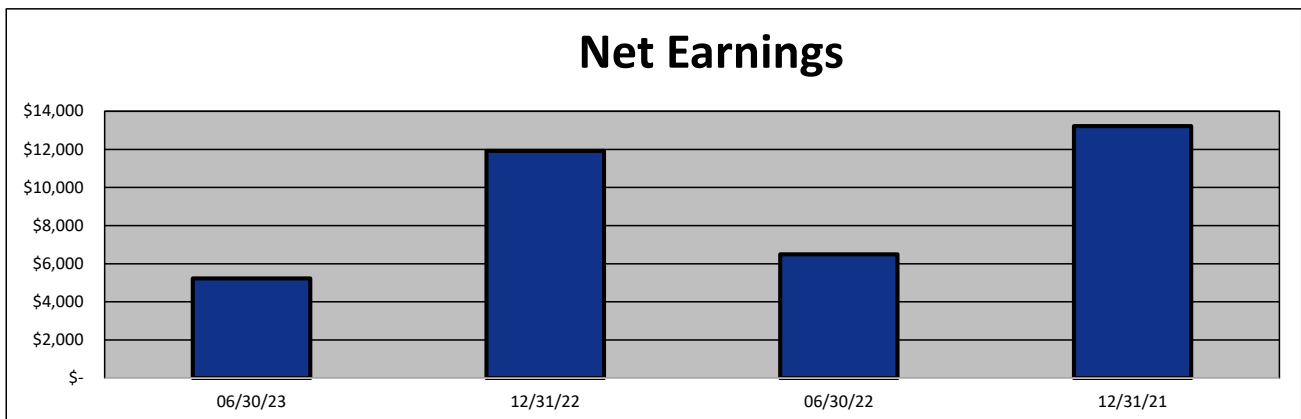
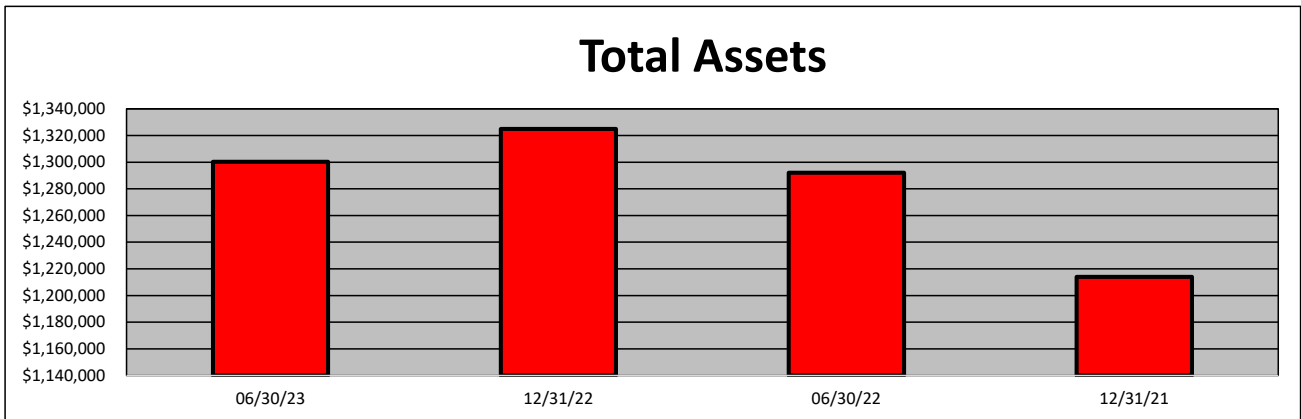
**EXECUTIVE SUMMARY - Citizens Bank and Trust
(Percentage)**

Period Ending	06/30/23	12/31/22	06/30/22	12/31/21	State Avg.	Peer Avg.
CAPITAL RATIOS						
Equity/Assets	0.50	0.24	2.20	7.36	10.07	7.60
Leverage Ratio	7.24	7.07	7.06	7.52	11.55	9.61
Tier 1 Cap/Risk Based Assets	12.06	12.28	13.26	14.37	15.29	12.21
Risk Based Ratio	13.00	13.12	14.03	15.25	16.18	13.08
Common Equity Tier 1 Capital Ratio	12.06	12.28	13.26	14.37	15.12	12.21
BALANCE SHEET RATIOS:						
Loan/Deposit Ratio	55.14	51.81	45.90	45.82	63.37	62.07
Loans/Assets	52.81	47.32	41.86	41.02	53.26	55.26
Securities/Assets	43.41	48.82	54.44	53.88	21.40	28.09
PROFITABILITY:						
Return on Avg Assets	0.76	0.89	1.00	1.23	0.22	1.27
Return on Avg Equity	111.31	34.48	22.56	16.58	8.39	22.78
Nonint Income/Avg Assets	0.68	0.69	0.76	0.80	0.87	0.70
Net Overhead Ratio	1.61	1.52	1.47	1.66	2.24	1.78
Efficiency Ratio	73.53	67.77	67.43	65.24	156.28	61.03
Assets (per million) per Employee	6.70	6.94	6.91	7.18	10.10	8.71
ASSET QUALITY:						
Reserves/Loans	1.04	1.08	1.02	1.11	1.34	1.55
Nonperforming Loans/Total Loans	0.18	0.21	0.17	0.21	0.44	0.43
Nonperforming Assets/Total Assets	0.10	0.10	0.07	0.20	0.27	0.23
Adjusted Texas Ratio	9.11	13.13	2.73	2.56	2.33	2.77
YIELDS & COSTS:						
Yield on earning assets	3.43	2.91	2.70	3.15	3.08	4.42
Cost of funds	1.56	0.52	0.22	0.10	0.32	1.54
Net interest margin	2.51	2.60	2.57	3.07	2.68	3.56
Avg Earning Assets/Avg Assets	96.10	96.82	96.67	95.05	92.88	95.76

SELECTED FINANCIAL DATA - Citizens Bank and Trust
(Dollars in Thousands)

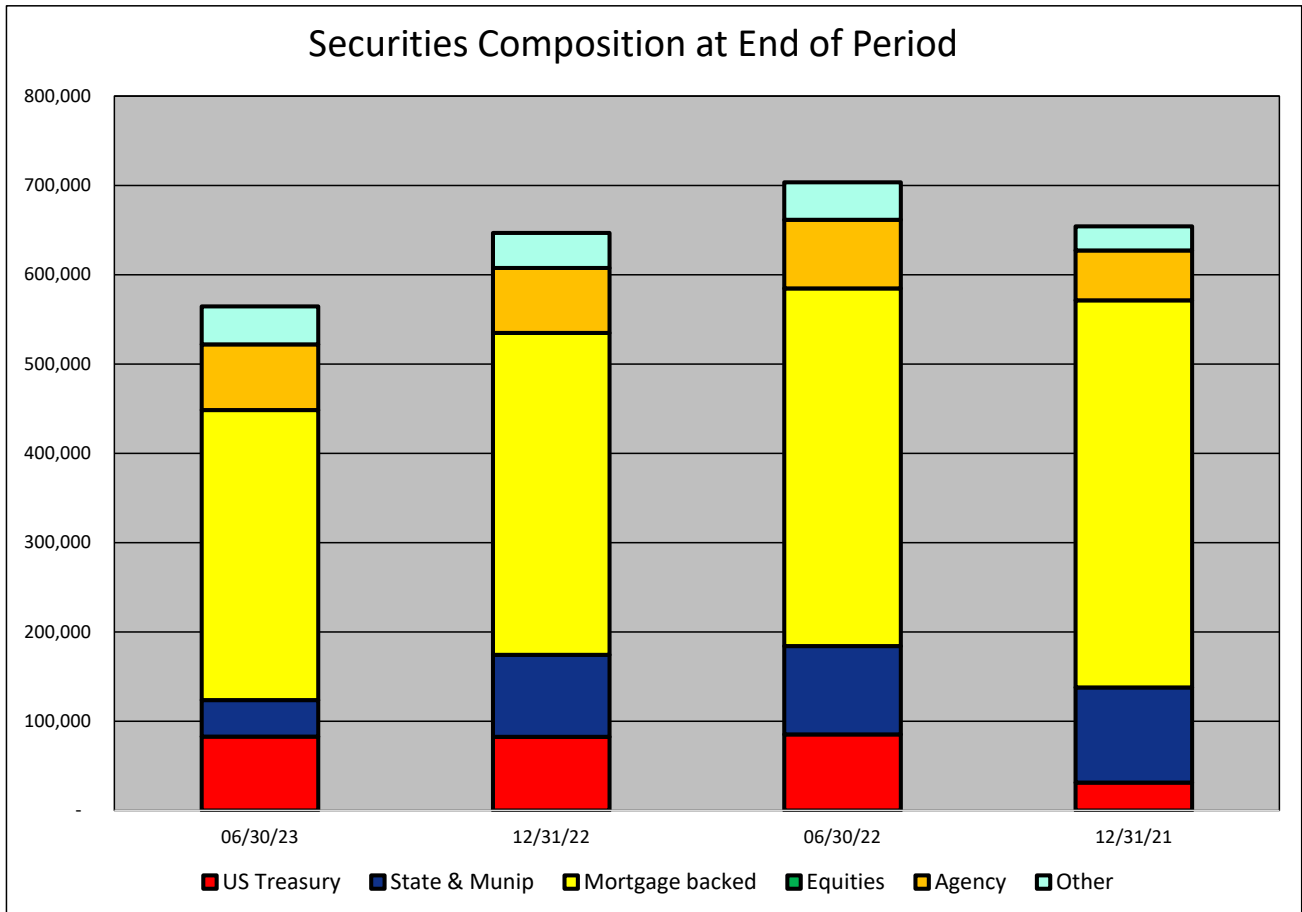
As of:	06/30/23	12/31/22	06/30/22	12/31/21	\$ Change 12 MTHS	% Change 12 MTHS
Total Assets	1,300,269	1,324,883	1,292,093	1,214,010	8,176	0.63
Cash and Equivalents	17,953	18,314	19,847	35,483	(1,894)	(9.54)
Securities	564,500	646,827	703,362	654,052	(138,862)	(19.74)
Loans, net	686,709	626,902	540,866	498,028	145,843	26.96
Deposit Accounts	1,245,419	1,210,016	1,178,262	1,086,820	67,157	5.70
Fed Funds & Repos	16,476	28,633	42,450	30,328	(25,974)	(61.19)
Total Equity	6,482	3,207	28,411	89,408	(21,929)	(77.18)

Period Ending	06/30/23	12/31/22	06/30/22	12/31/21	\$ Change 12 MTHS	% Change 12 MTHS
Net Earnings	5,232	11,918	6,490	13,228	(1,258)	(19.38)
Interest Income	22,792	37,722	16,964	32,064	5,828	34.36
Interest Expense	6,137	3,926	783	757	5,354	683.78
Net Interest Income	16,655	33,796	16,181	31,307	474	2.93
Prov for Loan Loss	404	1,379	58	260	346	596.55
Noninterest income	4,696	9,252	4,949	8,607	(253)	(5.11)
Gain on Sale of Securities	235	(103)	(103)	-	338	(328.16)
Noninterest Expense	15,842	29,648	14,479	26,426	1,363	9.41
Net Operating Income	5,105	12,021	6,593	13,228	(1,488)	(22.57)
Income Taxes	-	-	-	-	-	NA



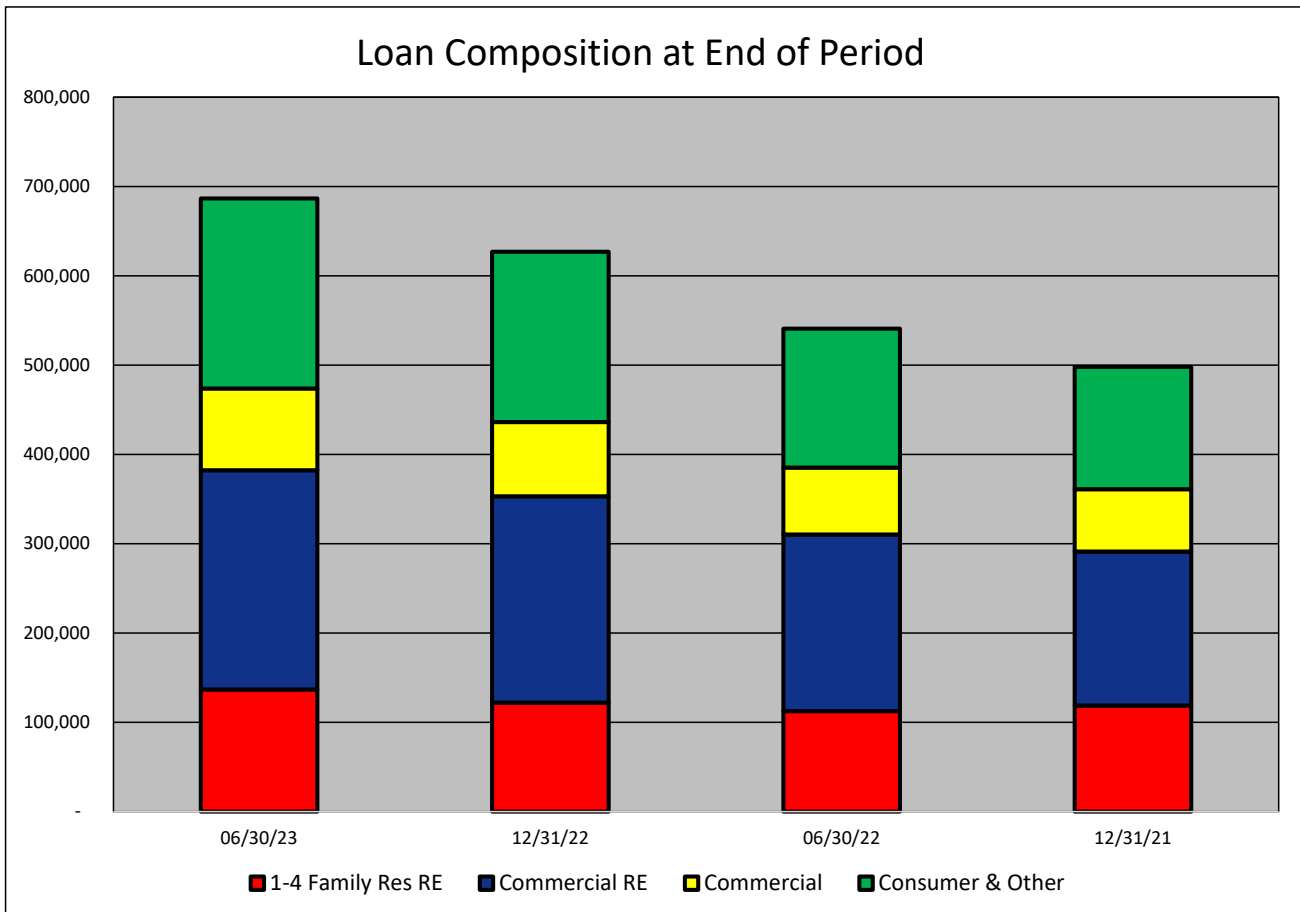
SECURITIES COMPOSITION - Citizens Bank and Trust
(Dollars in Thousands)

As of:	06/30/23	12/31/22	06/30/22	12/31/21	\$ Change 12 MTHS	% Change 12 MTHS
SECURITIES CATEGORY:						
US Treasury	82,630	82,481	85,154	31,145	(2,524)	(2.96)
State & Munip	41,048	91,819	98,911	106,657	(57,863)	(58.50)
Mortgage backed	324,809	360,353	400,504	433,386	(75,695)	(18.90)
Equities	-	-	-	-	-	NA
Agency	73,349	72,748	76,921	55,879	(3,572)	(4.64)
Other	42,664	39,426	41,872	26,985	792	1.89
Total Securities	564,500	646,827	703,362	654,052	(138,862)	(19.74)



LOAN PORTFOLIO COMPOSITION - Citizens Bank and Trust
(Dollars in Thousands)

As of:	06/30/23	12/31/22	06/30/22	12/31/21	\$ Change 12 MTHS	% Change 12 MTHS
LOAN CATEGORY:						
1-4 Family Res RE	136,735	122,002	112,464	118,829	24,271	21.58
Commercial RE	245,446	231,209	197,810	172,458	47,636	24.08
Commercial	91,573	82,942	75,084	69,860	16,489	21.96
Consumer & Other	212,955	190,749	155,508	136,881	57,447	36.94
Loans, Net	686,709	626,902	540,866	498,028	145,843	26.96



LOAN PORTFOLIO QUALITY - Citizens Bank and Trust
(Dollars in Thousands)

As of:	06/30/23	12/31/22	06/30/22	12/31/21	\$ Change 12 MTHS	% Change 12 MTHS
--------	----------	----------	----------	----------	----------------------	---------------------

LOAN LOSS RESERVE ACTIVITY:

Beginning Balance	6,798	5,527	5,527	5,382	1,271	23.00
Total Recoveries	99	287	109	109	(10)	(9.17)
Total Charge-offs	130	395	169	224	(39)	(23.08)
Provision Expense	404	1,379	58	260	346	596.55
Writedown Transfer Loans HFS	-	-	-	-	-	NA
Adjustments	-	-	-	-	-	NA
Ending Balance	7,171	6,798	5,525	5,527	1,646	29.79

NON-PERFORMING ASSETS:

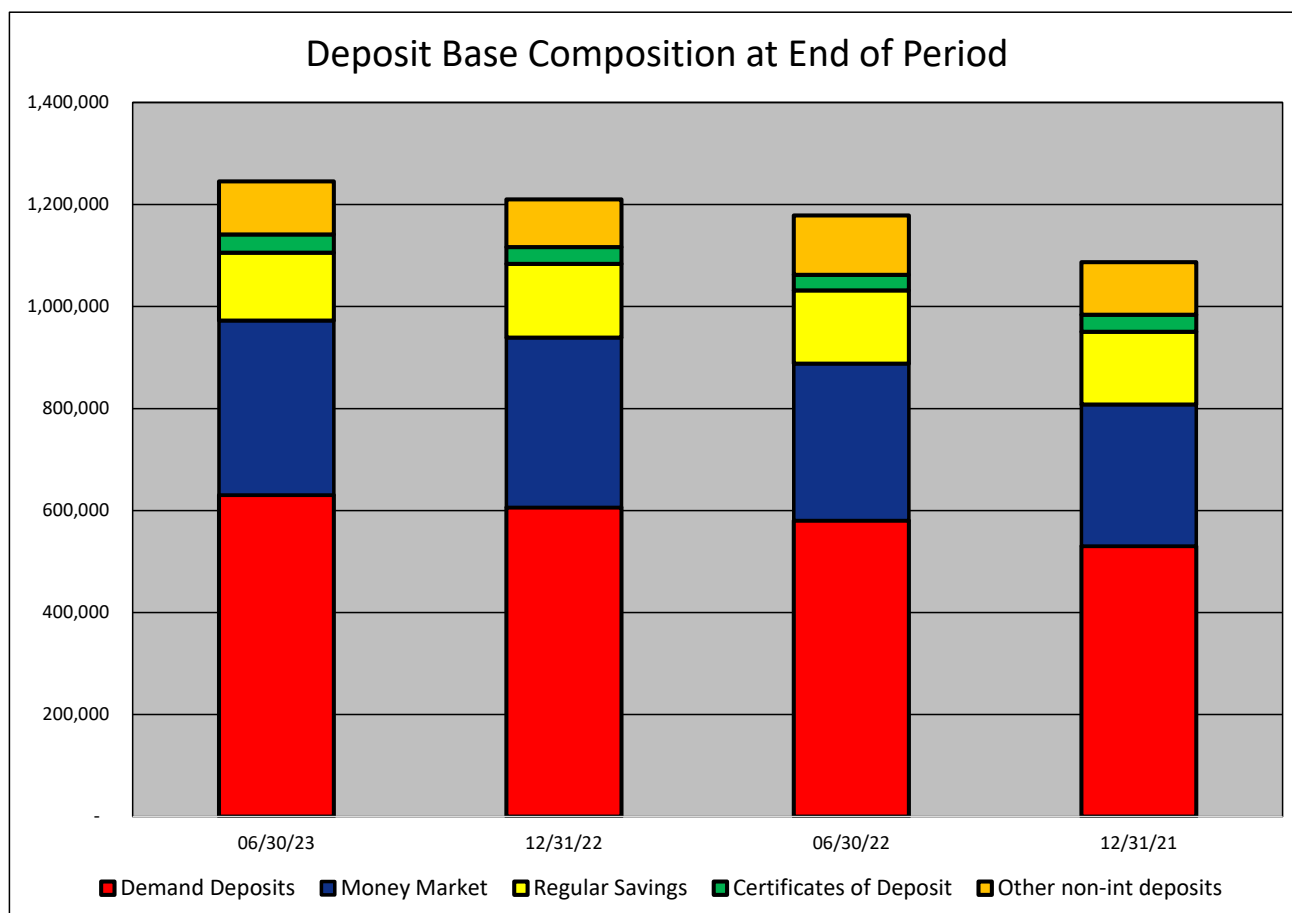
Total-90+ Days Past Due	-	-	-	-	-	NA
Total-Nonaccrual	1,242	1,309	926	1,032	316	34.13
Foreclosed Real Estate	-	-	-	1,395	-	NA
Total Non-perf Assets	1,242	1,309	926	2,427	316	34.13

DEPOSIT BASE COMPOSITION - Citizens Bank and Trust
(Dollars in Thousands)

As of:	06/30/23	12/31/22	06/30/22	12/31/21	\$ Change 12 MTHS	% Change 12 MTHS
--------	----------	----------	----------	----------	----------------------	---------------------

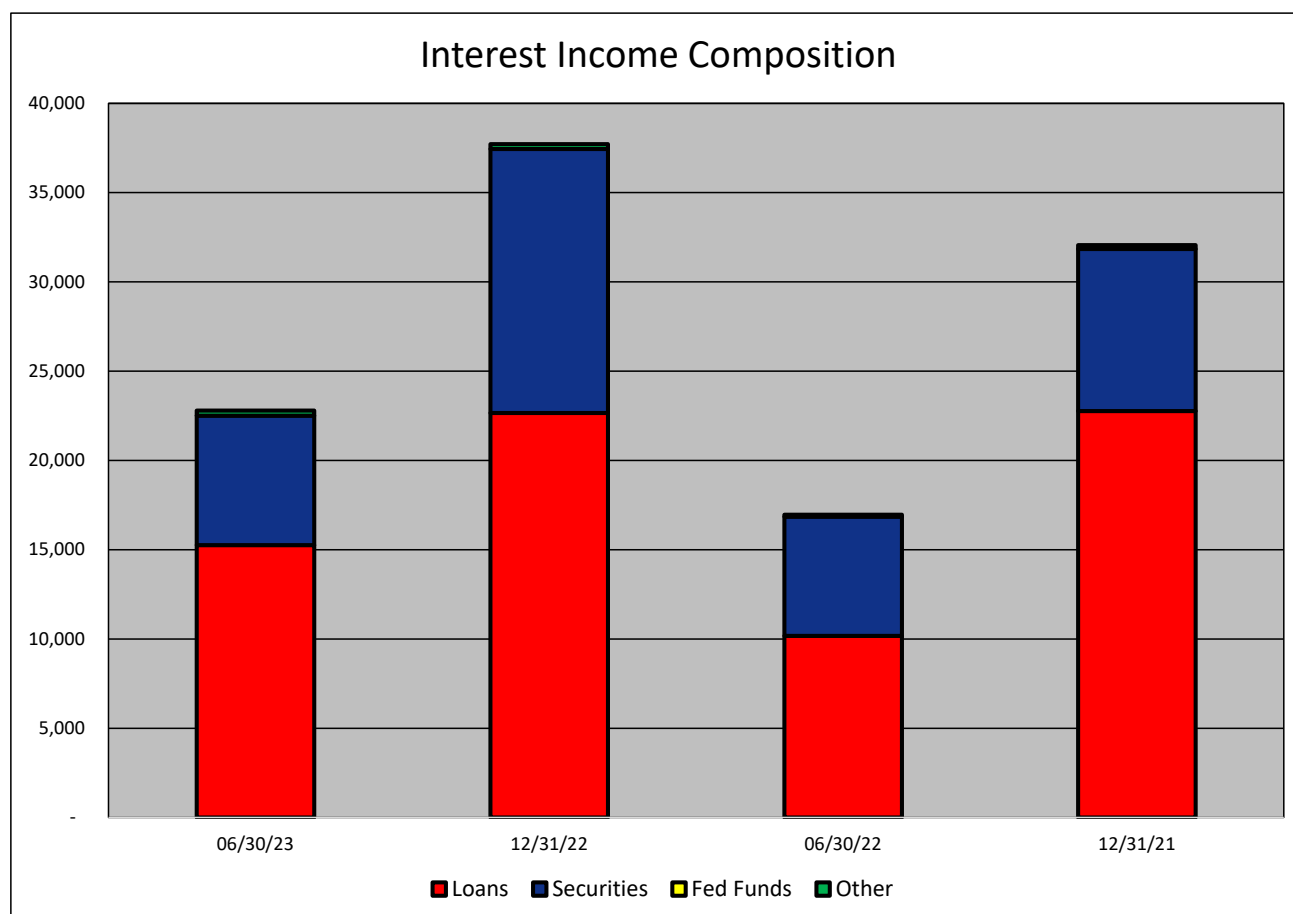
DEPOSIT BASE CATEGORY:

Demand Deposits	630,649	606,110	580,566	530,370	50,083	8.63
Money Market	341,853	332,893	307,561	277,327	34,292	11.15
Regular Savings	133,163	144,385	143,673	142,876	(10,510)	(7.32)
Certificates of Deposit	35,622	33,065	30,264	33,495	5,358	17.70
Other non-int deposits	104,132	93,563	116,198	102,752	(12,066)	(10.38)
Total Deposits	1,245,419	1,210,016	1,178,262	1,086,820	67,157	5.70



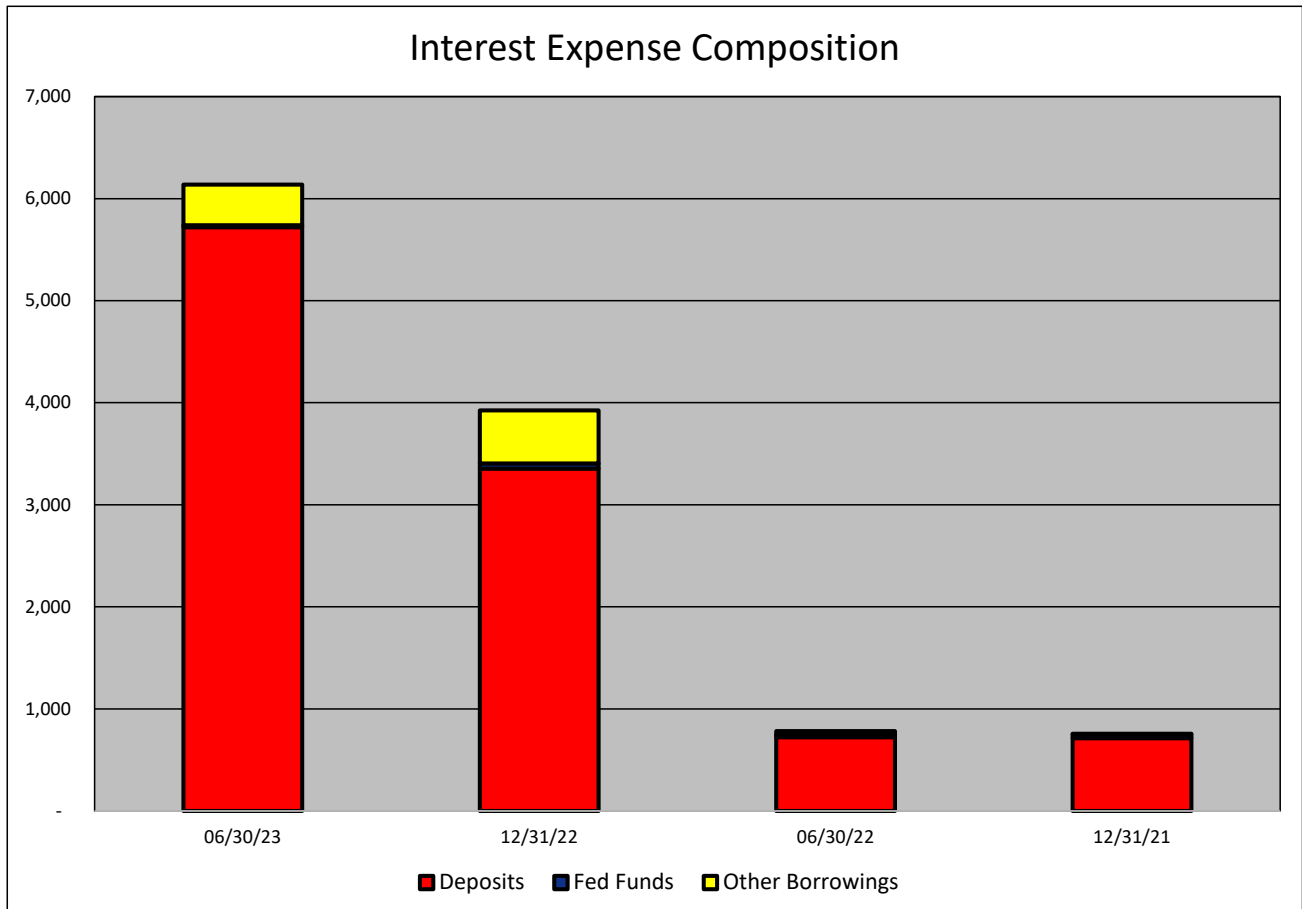
INTEREST INCOME COMPOSITION- Citizens Bank and Trust
(Dollars in Thousands)

As of:	06/30/23	12/31/22	06/30/22	12/31/21	\$ Change 12 MTHS	% Change 12 MTHS
INTEREST INCOME CATEGORY						
Loans	15,259	22,658	10,179	22,765	5,080	49.91
Securities	7,254	14,785	6,668	9,074	586	8.79
Fed Funds	-	-	-	-	-	NA
Other	279	279	117	225	162	138.46
Total Int Income	22,792	37,722	16,964	32,064	5,828	34.36



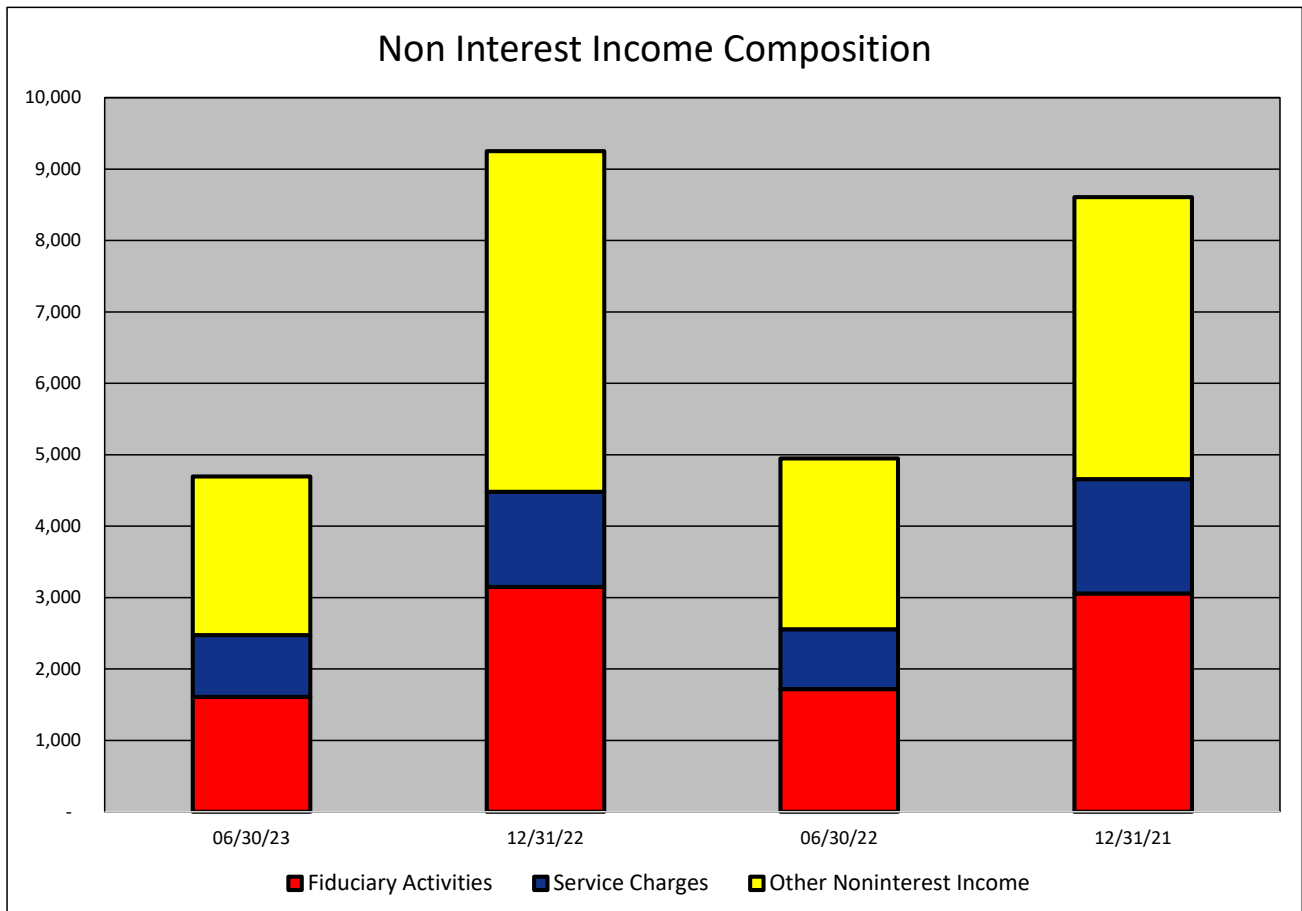
INTEREST EXPENSE COMPOSITION- Citizens Bank and Trust
(Dollars in Thousands)

As of:	06/30/23	12/31/22	06/30/22	12/31/21	\$ Change 12 MTHS	% Change 12 MTHS
INTEREST EXPENSE CATEGORY						
Deposits	5,720	3,354	723	713	4,997	691.15
Fed Funds	19	51	25	41	(6)	(24.00)
Other Borrowings	398	521	35	3	363	1,037.14
Total Int Expense	6,137	3,926	783	757	5,354	683.78



NONINTEREST INCOME COMPOSITION- Citizens Bank and Trust
(Dollars in Thousands)

As of:	06/30/23	12/31/22	06/30/22	12/31/21	\$ Change 12 MTHS	% Change 12 MTHS
NONINTEREST INCOME CATEGORY						
Fiduciary Activities	1,607	3,148	1,716	3,057	(109)	(6.35)
Service Charges	868	1,331	840	1,602	28	3.33
Other Noninterest Income	2,221	4,773	2,393	3,948	(172)	(7.19)
Total Nonint. Income	4,696	9,252	4,949	8,607	(253)	(5.11)

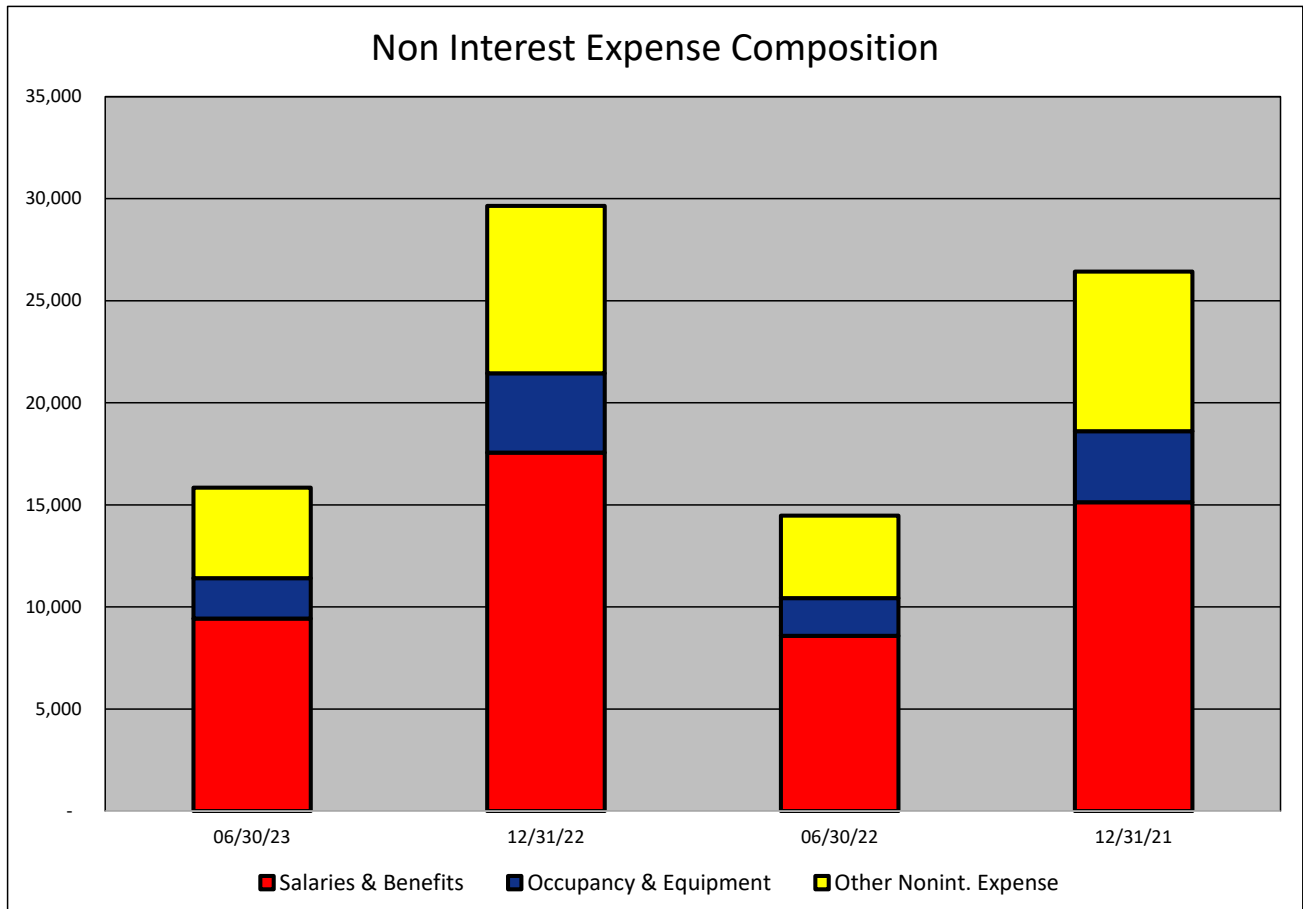


NONINTEREST EXPENSE COMPOSITION- Citizens Bank and Trust
(Dollars in Thousands)

As of:	06/30/23	12/31/22	06/30/22	12/31/21	\$ Change 12 MTHS	% Change 12 MTHS
--------	----------	----------	----------	----------	----------------------	---------------------

NONINTEREST EXPENSE CATEGORY

Salaries & Benefits	9,436	17,564	8,582	15,127	854	9.95
Occupancy & Equipment	1,968	3,877	1,850	3,487	118	6.38
Other Nonint. Expense	4,438	8,207	4,047	7,812	391	9.66
Total Nonint. Expense	15,842	29,648	14,479	26,426	1363	9.41



PEER GROUP COMPARISONS REPORT
Central Florida Group

BALANCE SHEET

Institution name	Total Assets \$000		% Change in Assets
	This Year	Last Year	
Cogent Bank	1,610,245	1,245,824	29.25
Axiom Bank, National Association	809,982	649,853	24.64
Sunrise Bank	482,499	437,804	10.21
First Bank	720,449	654,961	10.00
Bank Of Central Florida	1,031,612	965,730	6.82
Heartland National Bank	752,086	720,396	4.40
United Southern Bank	896,285	858,678	4.38
Winter Park National Bank	779,120	751,511	3.67
Citizens Bank And Trust	1,300,269	1,292,093	0.63
First National Bank Of Wauchula	87,441	88,243	(0.91)
Southstate Bank, National Association	44,928,402	46,193,356	(2.74)
Commerce Bank & Trust	169,059	173,873	(2.77)
Mainstreet Community Bank Of Florida	782,172	804,904	(2.82)
Surety Bank	206,910	215,833	(4.13)
The First National Bank Of Mount Dora	389,044	413,915	(6.01)
Crews Bank & Trust	204,054	221,133	(7.72)
Citizens First Bank	3,636,417	4,013,943	(9.41)
Wauchula State Bank	887,225	982,248	(9.67)
First Colony Bank Of Florida	271,110	302,332	(10.33)

Select Peer Average	3,154,967	3,209,823	1.97
----------------------------	------------------	------------------	-------------

PEER GROUP COMPARISONS REPORT
Central Florida Group

BALANCE SHEET

Institution name	Total Loans \$000		% Change in Loans
	This Year	Last Year	
Cogent Bank	1,329,696	974,918	36.39
Citizens Bank And Trust	686,709	540,866	26.96
Winter Park National Bank	396,188	316,951	25.00
Bank Of Central Florida	656,894	527,799	24.46
Commerce Bank & Trust	112,662	93,570	20.40
Sunrise Bank	369,901	314,106	17.76
United Southern Bank	355,467	314,090	13.17
Axiom Bank, National Association	488,636	432,118	13.08
Southstate Bank, National Association	31,579,736	28,009,146	12.75
Wauchula State Bank	589,045	533,819	10.35
The First National Bank Of Mount Dora	108,970	98,895	10.19
First Bank	388,834	355,295	9.44
Mainstreet Community Bank Of Florida	485,726	446,287	8.84
Surety Bank	77,235	71,616	7.85
First National Bank Of Wauchula	68,014	63,087	7.81
Crews Bank & Trust	91,991	87,972	4.57
Heartland National Bank	152,235	148,548	2.48
Citizens First Bank	1,206,469	1,197,582	0.74
First Colony Bank Of Florida	169,195	177,378	(4.61)

Select Peer Average	2,069,137	1,826,529	13.03
----------------------------	-----------	-----------	-------

PEER GROUP COMPARISONS REPORT
Central Florida Group

CAPITAL RATIOS
For the six months June 30, 2023

Institution name	Equity/ Assets	Leverage Ratio	Tier 1 Risk- based Ratio	Risk based Capital Ratio	Common Equity Tier 1 Capital Ratio
Citizens First Bank	8.81	12.13	17.63	18.51	17.63
Surety Bank	8.25	12.03	24.00	25.06	24.00
Axiom Bank, National Association	10.67	12.01	15.27	16.46	15.27
Wauchula State Bank	11.27	11.60	0.00	0.00	0.00
First National Bank Of Wauchula	9.76	10.98	0.00	0.00	0.00
The First National Bank Of Mount Dora	7.03	10.93	15.31	16.13	15.31
Southstate Bank, National Association	12.39	9.81	12.04	13.18	12.04
Mainstreet Community Bank Of Florida	7.50	9.75	0.00	0.00	0.00
First Colony Bank Of Florida	8.60	9.52	13.29	14.55	13.29
Sunrise Bank	7.64	9.32	0.00	0.00	0.00
Commerce Bank & Trust	5.61	9.20	12.22	13.48	12.22
Crews Bank & Trust	8.70	9.14	19.97	21.24	19.97
Cogent Bank	8.14	8.52	10.34	11.58	10.34
Bank Of Central Florida	7.10	8.52	13.28	14.22	13.28
Heartland National Bank	6.87	8.44	26.27	27.38	26.27
First Bank	7.23	8.31	14.44	15.69	14.44
United Southern Bank	3.08	8.30	15.19	16.44	15.19
Citizens Bank And Trust	0.50	7.24	12.06	13.00	12.06
Winter Park National Bank	5.21	6.81	10.65	11.63	10.65

Select Peer Average	7.60	9.61	12.21	13.08	12.21
----------------------------	------	------	-------	-------	-------

PEER GROUP COMPARISONS REPORT
Central Florida Group

BALANCE SHEET RATIOS
For the six months June 30, 2023

Institution name	Loans/ Deposits	Gross Loans/ Assets	Securities/ Assets
Cogent Bank	91.46	82.58	13.82
First National Bank Of Wauchula	88.16	77.78	6.88
Sunrise Bank	86.78	76.66	14.87
Southstate Bank, National Association	85.68	70.29	16.77
Wauchula State Bank	75.66	66.39	27.70
Commerce Bank & Trust	73.62	66.64	18.18
Bank Of Central Florida	69.15	63.68	23.11
First Colony Bank Of Florida	68.83	62.41	19.30
Axiom Bank, National Association	68.04	60.33	5.92
Mainstreet Community Bank Of Florida	67.68	62.10	25.86
Winter Park National Bank	59.92	50.85	33.23
First Bank	58.56	53.97	25.59
Citizens Bank And Trust	55.14	52.81	43.41
Crews Bank & Trust	49.77	45.08	29.23
United Southern Bank	45.28	39.66	44.93
Surety Bank	43.86	37.33	15.10
Citizens First Bank	38.05	33.18	60.57
The First National Bank Of Mount Dora	31.51	28.01	63.96
Heartland National Bank	22.18	20.24	45.30

Select Peer Average	62.07	55.26	28.09
----------------------------	-------	-------	-------

PEER GROUP COMPARISONS REPORT
Central Florida Group

PROFITABILITY RATIOS
For the six months June 30, 2023

Institution name	Avg Total Assets (\$000)	Return on Avg Assets	Return on Avg Equity
Surety Bank	193,886	3.17	37.45
Wauchula State Bank	916,933	2.09	20.02
Crews Bank & Trust	217,889	1.79	22.01
Heartland National Bank	745,363	1.75	27.10
First Colony Bank Of Florida	281,214	1.71	20.54
Cogent Bank	1,557,061	1.38	17.14
Winter Park National Bank	758,780	1.37	25.77
Citizens First Bank	3,869,205	1.34	16.70
Southstate Bank, National Association	45,189,218	1.24	10.20
Sunrise Bank	474,210	1.16	14.75
The First National Bank Of Mount Dora	388,780	1.09	15.86
First Bank	717,653	1.03	14.53
First National Bank Of Wauchula	88,650	1.02	10.91
United Southern Bank	907,512	1.02	35.75
Mainstreet Community Bank Of Florida	783,248	0.84	11.34
Bank Of Central Florida	1,078,328	0.82	12.29
Citizens Bank And Trust	1,383,370	0.76	111.31
Commerce Bank & Trust	161,632	0.60	10.09
Axiom Bank, National Association	689,784	(0.12)	(0.91)

Select Peer Average	3,179,090	1.27	22.78
----------------------------	-----------	------	-------

PEER GROUP COMPARISONS REPORT
Central Florida Group

PROFITABILITY RATIOS
For the six months June 30, 2023

Institution name	Noninterest Income/AA	Net Overhead Ratio	Efficiency Ratio	Assets (per million) per Employee
Heartland National Bank	0.27	1.03	35.43	12.13
Winter Park National Bank	0.07	1.03	43.45	26.87
Citizens First Bank	0.62	0.98	46.91	8.96
First Colony Bank Of Florida	0.10	1.67	48.04	14.27
Wauchula State Bank	0.53	1.63	48.76	3.82
Surety Bank	3.71	(0.26)	51.17	5.75
Southstate Bank, National Association	0.73	1.44	53.05	8.70
Cogent Bank	0.38	2.22	56.51	8.13
Crews Bank & Trust	0.56	1.90	57.41	9.72
First Bank	0.97	1.38	60.06	6.86
United Southern Bank	0.60	1.54	60.37	5.90
Bank Of Central Florida	0.20	1.76	63.96	10.53
Sunrise Bank	0.10	2.23	65.17	8.46
Mainstreet Community Bank Of Florida	0.31	1.90	66.46	7.82
The First National Bank Of Mount Dora	1.95	1.71	71.59	4.52
Citizens Bank And Trust	0.68	1.61	73.53	6.70
Commerce Bank & Trust	0.16	2.46	78.69	8.05
First National Bank Of Wauchula	0.35	3.67	78.73	3.12
Axiom Bank, National Association	1.00	4.00	100.25	5.23

Select Peer Average	0.70	1.78	61.03	8.71
----------------------------	------	------	-------	------

PEER GROUP COMPARISONS REPORT
Central Florida Group

ASSET QUALITY RATIOS
For the six months June 30, 2023

Institution name	Reserves/ Loans	Nonperf Loans/ Total Loans	Nonperf Assets/ Total Assets	Adjusted Texas Ratio
Commerce Bank & Trust	1.53	0.00	0.00	0.00
Bank Of Central Florida	0.99	0.00	0.00	0.00
First Colony Bank Of Florida	1.76	0.00	0.00	0.00
Mainstreet Community Bank Of Florida	1.23	0.00	0.00	0.00
Sunrise Bank	1.28	0.00	0.00	0.00
Winter Park National Bank	1.21	0.00	0.00	0.00
Crews Bank & Trust	2.73	0.02	0.01	0.08
Citizens First Bank	1.71	0.09	0.03	0.28
The First National Bank Of Mount Dora	1.70	0.33	0.09	1.25
Citizens Bank And Trust	1.04	0.18	0.10	9.11
Cogent Bank	1.14	0.19	0.15	1.69
United Southern Bank	2.68	0.38	0.15	3.65
Heartland National Bank	1.54	0.94	0.19	2.65
First Bank	1.72	0.60	0.32	3.61
Southstate Bank, National Association	1.35	0.54	0.38	3.66
Wauchula State Bank	1.96	0.65	0.43	3.44
Surety Bank	1.29	1.32	0.49	5.62
First National Bank Of Wauchula	1.38	0.80	0.63	5.78
Axiom Bank, National Association	1.28	2.22	1.34	11.76

Select Peer Average	1.55	0.43	0.23	2.77
----------------------------	------	------	------	------

PEER GROUP COMPARISONS REPORT
Central Florida Group

STATEMENT OF CONDITION (% OF ASSETS)
For the six months June 30, 2023

Institution name	Cash & Nointerest bearing Deps	Interest- bearing Bal	Fed Funds Sold & Repos	Held to Maturity Secs	Available for Sale Secs
Surety Bank	28.23	15.55	0.00	0.00	15.10
First National Bank Of Wauchula	5.66	5.35	0.00	0.00	6.88
First Bank	1.90	13.39	1.42	0.00	25.59
Commerce Bank & Trust	1.52	10.78	0.00	0.00	18.18
Southstate Bank, National Association	1.23	1.92	0.22	5.75	11.02
Wauchula State Bank	1.21	4.17	0.00	21.90	5.80
First Colony Bank Of Florida	1.04	17.15	0.00	11.37	7.92
Winter Park National Bank	0.97	13.30	0.00	20.34	12.89
Axiom Bank, National Association	0.93	28.49	0.00	0.00	5.92
Mainstreet Community Bank Of Florida	0.92	4.48	1.92	0.00	25.86
Citizens First Bank	0.89	0.29	1.33	0.00	60.57
Heartland National Bank	0.82	31.24	0.00	0.00	45.30
Crews Bank & Trust	0.77	23.85	0.00	20.23	9.00
United Southern Bank	0.77	9.70	0.00	1.27	43.66
Sunrise Bank	0.60	5.77	0.00	1.04	13.83
The First National Bank Of Mount Dora	0.46	1.17	0.00	0.00	63.96
Bank Of Central Florida	0.43	9.55	0.00	0.00	23.11
Citizens Bank And Trust	0.36	1.03	0.00	0.00	43.41
Cogent Bank	0.13	2.94	0.00	0.00	13.82

Select Peer Average	2.57	10.53	0.26	4.31	23.78
----------------------------	-------------	--------------	-------------	-------------	--------------

PEER GROUP COMPARISONS REPORT
Central Florida Group

STATEMENT OF CONDITION (% OF ASSETS)
For the six months June 30, 2023

Institution name	Net Loans & Leases	Premises & Fixed Assets	Total Real Estate Owned	Intangible Assets
Cogent Bank	81.63	0.35	0.00	0.09
First National Bank Of Wauchula	76.71	1.41	0.00	0.00
Sunrise Bank	75.68	2.05	0.00	0.00
Southstate Bank, National Association	69.24	1.18	0.00	4.70
Commerce Bank & Trust	65.62	0.46	0.00	0.00
Wauchula State Bank	65.09	1.00	0.00	0.00
Bank Of Central Florida	63.04	1.47	0.00	0.02
First Colony Bank Of Florida	61.31	0.54	0.00	0.00
Mainstreet Community Bank Of Florida	61.25	2.20	0.00	0.01
Axiom Bank, National Association	59.55	2.26	0.00	0.15
First Bank	53.04	2.03	0.00	0.00
Citizens Bank And Trust	52.26	1.29	0.00	0.00
Winter Park National Bank	50.23	0.40	0.00	0.00
Crews Bank & Trust	43.85	1.87	0.00	0.00
United Southern Bank	38.60	1.14	0.00	0.00
Surety Bank	36.85	0.95	0.00	0.00
Citizens First Bank	32.29	1.61	0.00	0.40
The First National Bank Of Mount Dora	27.53	1.27	0.00	0.00
Heartland National Bank	19.90	0.54	0.00	0.00

Select Peer Average	54.40	1.26	0.00	0.28
----------------------------	--------------	-------------	-------------	-------------

PEER GROUP COMPARISONS REPORT
Central Florida Group

STATEMENT OF CONDITION (% OF TOTAL FUNDING SOURCES)
For the six months June 30, 2023

Institution name	Non Interest Bearing Deps	Interest Bearing Deps	Total Deps	Total Fed Funds & Repos	Other Borrowed Money
Crews Bank & Trust	46.94	53.06	100.00	0.00	0.00
Sunrise Bank	43.86	52.96	96.82	0.00	3.18
Surety Bank	40.38	52.55	92.93	1.79	5.28
First Bank	39.81	60.19	100.00	0.00	0.00
The First National Bank Of Mount Dora	39.08	57.42	96.50	0.00	3.50
Wauchula State Bank	38.87	60.54	99.42	0.56	0.02
First Colony Bank Of Florida	38.35	61.65	100.00	0.00	0.00
Citizens Bank And Trust	38.00	59.23	97.23	1.29	1.48
Bank Of Central Florida	36.77	63.23	100.00	0.00	0.00
Mainstreet Community Bank Of Florida	35.94	64.06	100.00	0.00	0.00
First National Bank Of Wauchula	32.41	67.59	100.00	0.00	0.00
Southstate Bank, National Association	30.67	66.73	97.40	1.54	1.06
Axiom Bank, National Association	29.30	70.70	100.00	0.00	0.00
Cogent Bank	29.02	69.96	98.98	0.00	1.02
Commerce Bank & Trust	28.72	68.40	97.13	0.97	1.90
United Southern Bank	27.64	63.64	91.28	0.00	8.72
Winter Park National Bank	27.47	62.40	89.87	3.34	6.80
Heartland National Bank	25.44	73.19	98.64	1.36	0.00
Citizens First Bank	19.81	76.54	96.36	3.64	0.00

Select Peer Average	34.13	63.37	97.50	0.76	1.74
----------------------------	-------	-------	-------	------	------

PEER GROUP COMPARISONS REPORT
Central Florida Group

YIELDS, COSTS & SPREADS - ASSET YIELDS
For the six months June 30, 2023

Institution name	Yield on Earning Assets	Cost of Funds	Net Interest Margin	Avg Earning Assets/AA
First National Bank Of Wauchula	5.73	0.79	5.22	91.01
Axiom Bank, National Association	6.07	2.58	4.29	92.94
Cogent Bank	5.89	2.90	4.16	100.50
Wauchula State Bank	4.28	0.67	3.91	98.66
Surety Bank	4.61	1.26	3.80	76.70
Crews Bank & Trust	4.08	0.70	3.73	98.82
Southstate Bank, National Association	4.55	1.34	3.70	90.22
Sunrise Bank	5.14	2.62	3.56	97.66
Heartland National Bank	4.44	1.37	3.49	96.78
First Colony Bank Of Florida	4.33	0.96	3.49	98.87
Mainstreet Community Bank Of Florida	4.16	1.67	3.18	94.64
Commerce Bank & Trust	4.45	2.07	3.15	98.95
First Bank	4.14	1.77	3.07	95.07
The First National Bank Of Mount Dora	3.36	0.74	2.95	98.74
Bank Of Central Florida	4.19	2.09	2.94	97.11
United Southern Bank	3.52	0.96	2.87	101.73
Citizens First Bank	3.53	1.07	2.75	97.39
Winter Park National Bank	3.99	2.20	2.53	97.53
Citizens Bank And Trust	3.43	1.56	2.51	96.10

Select Peer Average	4.42	1.54	3.56	95.76
----------------------------	------	------	------	-------