

# Citizens Bank And Trust

Frostproof, FL

Established  
5/13/1920

## Florida Bank and Thrift Performance Report

### Table of Contents

<b>Title</b>	<b>Page</b>
PEER GROUP POSITION	1
EXECUTIVE SUMMARY	2
SELECTED FINANCIAL DATA	3
SECURITIES COMPOSITION	4
LOAN PORTFOLIO COMPOSITION	5
LOAN PORTFOLIO QUALITY	6
DEPOSIT BASE COMPOSITION	7
INTEREST INCOME COMPOSITION	8
INTEREST EXPENSE COMPOSITION	9
NONINTEREST INCOME COMPOSITION	10
NONINTEREST EXPENSE COMPOSITION	11
PEER GROUP COMPARISONS REPORT	12-22

---

#### FLORIDA BANKING TEAM

Robert Brink, Steve Kania, Ted Hacker, David Ajvazi, Michael Squitieri, Erica Hines, Sacha Widmaier, Kristin Moroso, Anthony Hagbartsen, Madeline Bogumil, Lauren Klindt, Phillip Berdeguer, Andrew Joyce, Dylan Frayne, Mai Tran, Meranda Joseph, Patricia Romero, Vanessa Hossler, Adam McCord, Michael Law, Joseph Fazio, Allyson Wiitala, Jacob Ingram, John Leonardi

Information contained herein was obtained from FIS is believed to be reliable however, accuracy is not guaranteed and all peer and state averages are simple averages.

**PEER GROUP POSITION**  
**For the**  
**Central Florida Group**

**For the three months ended March 31, 2023**

Institution name	Total Assets (\$'000's)
Southstate Bank, National Association	44,902,537
Citizens First Bank	3,742,550
Cogent Bank	1,538,946
Citizens Bank And Trust	1,329,359
Bank Of Central Florida	1,074,023
United Southern Bank	929,534
Wauchula State Bank	903,798
Mainstreet Community Bank Of Florida	765,869
Heartland National Bank	747,606
First Bank	732,456
Winter Park National Bank	717,750
Axiom Bank, National Association	673,161
Sunrise Bank	469,766
The First National Bank Of Mount Dora	389,434
First Colony Bank Of Florida	278,478
Crews Bank & Trust	222,161
Surety Bank	194,892
Commerce Bank & Trust	159,450
First National Bank Of Wauchula	88,168

Institution name	Return on Avg Assets (%)
Surety Bank	3.12
Wauchula State Bank	2.40
Crews Bank & Trust	1.91
First Colony Bank Of Florida	1.83
Heartland National Bank	1.75
Cogent Bank	1.43
Citizens First Bank	1.42
Southstate Bank, National Association	1.33
Winter Park National Bank	1.31
Sunrise Bank	1.27
The First National Bank Of Mount Dora	1.12
First National Bank Of Wauchula	1.03
United Southern Bank	1.02
First Bank	0.98
Mainstreet Community Bank Of Florida	0.88
Commerce Bank & Trust	0.87
Bank Of Central Florida	0.83
Citizens Bank And Trust	0.82
Axiom Bank, National Association	(0.07)

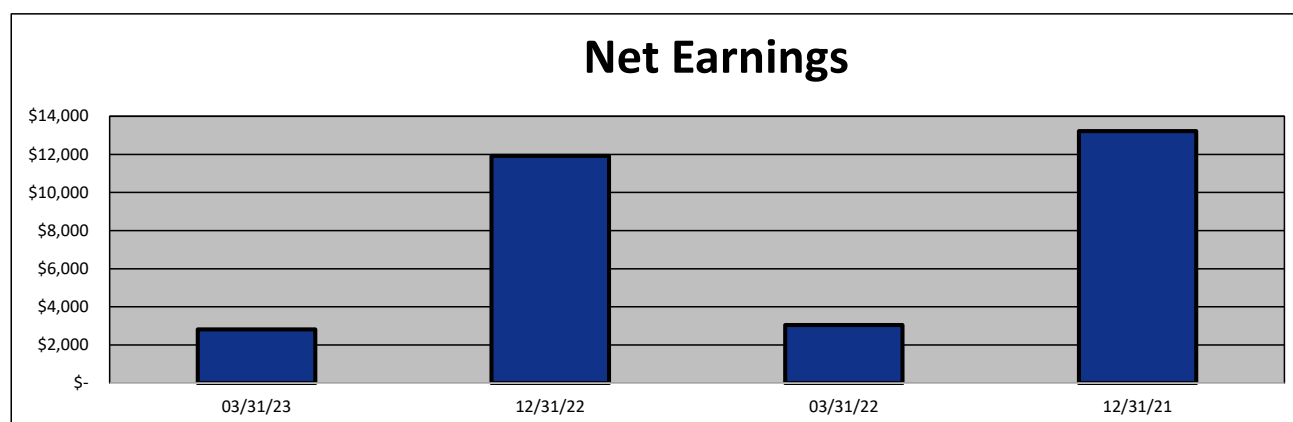
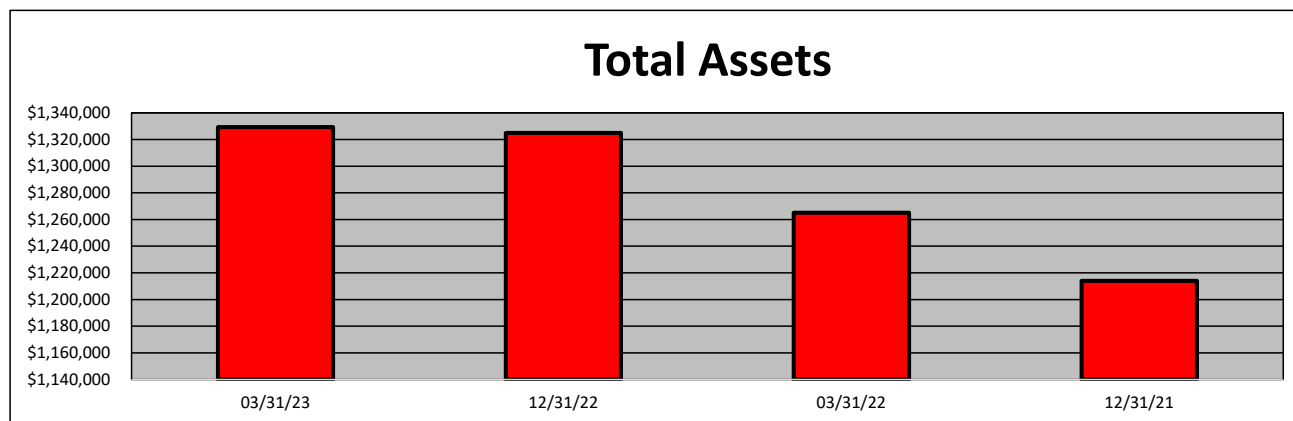
**EXECUTIVE SUMMARY - Citizens Bank and Trust  
(Percentage)**

Period Ending	03/31/23	12/31/22	03/31/22	12/31/21	State Avg.	Peer Avg.
<b>CAPITAL RATIOS</b>						
Equity/Assets	1.39	0.24	4.33	7.36	9.92	7.77
Leverage Ratio	7.17	7.07	7.32	7.52	11.01	9.45
Tier 1 Cap/Risk Based Assets	12.36	12.28	13.92	14.37	18.60	12.08
Risk Based Ratio	13.31	13.12	14.76	15.25	19.49	12.95
Common Equity Tier 1 Capital Ratio	12.36	12.28	13.92	14.37	18.60	12.08
<b>BALANCE SHEET RATIOS:</b>						
Loan/Deposit Ratio	52.34	51.81	43.75	45.82	60.06	62.33
Loans/Assets	48.71	47.32	40.50	41.02	49.99	55.19
Securities/Assets	43.96	48.82	53.09	53.88	20.52	28.58
<b>PROFITABILITY:</b>						
Return on Avg Assets	0.82	0.89	0.97	1.23	0.23	1.33
Return on Avg Equity	103.72	34.48	16.89	16.58	6.95	23.43
Nonint Income/Avg Assets	0.67	0.69	0.72	0.80	0.88	0.69
Net Overhead Ratio	1.61	1.52	1.55	1.66	2.15	1.75
Efficiency Ratio	72.74	67.77	68.83	65.24	136.11	59.09
Assets (per million) per Employee	7.00	6.94	6.99	7.18	10.18	8.67
<b>ASSET QUALITY:</b>						
Allowance/Loans	1.06	1.08	1.08	1.11	1.39	1.53
Nonperforming Loans/Total Loans	0.20	0.21	0.20	0.21	0.53	0.46
Nonperforming Assets/Total Assets	0.10	0.10	0.19	0.20	0.32	0.26
Adjusted Texas Ratio	4.99	13.13	4.04	2.56	2.37	2.69
<b>YIELDS &amp; COSTS:</b>						
Yield on earning assets	3.40	2.91	2.71	3.15	2.93	4.30
Cost of funds	1.42	0.52	0.18	0.10	0.30	1.28
Net interest margin	2.56	2.60	2.60	3.07	2.55	3.66
Avg Earning Assets/Avg Assets	95.36	96.82	96.61	95.05	91.48	95.47

**SELECTED FINANCIAL DATA - Citizens Bank and Trust**  
(Dollars in Thousands)

<b>As of:</b>	<b>03/31/23</b>	<b>12/31/22</b>	<b>03/31/22</b>	<b>12/31/21</b>	<b>\$ Change 12 MTHS</b>	<b>% Change 12 MTHS</b>
Total Assets	1,329,359	1,324,883	1,265,143	1,214,010	64,216	5.08
Cash and Equivalents	66,622	18,314	46,852	35,483	19,770	42.20
Securities	584,323	646,827	671,632	654,052	(87,309)	(13.00)
Loans, net	647,494	626,902	512,400	498,028	135,094	26.36
Deposit Accounts	1,237,086	1,210,016	1,171,094	1,086,820	65,992	5.64
Fed Funds & Repos	23,324	28,633	25,513	30,328	(2,189)	(8.58)
Total Equity	18,513	3,207	54,796	89,408	(36,283)	(66.21)

<b>Period Ending</b>	<b>03/31/23</b>	<b>12/31/22</b>	<b>03/31/22</b>	<b>12/31/21</b>	<b>\$ Change 12 MTHS</b>	<b>% Change 12 MTHS</b>
Net Earnings	2,816	11,918	3,044	13,228	(228)	(7.49)
Interest Income	11,181	37,722	8,245	32,064	2,936	35.61
Interest Expense	2,767	3,926	313	757	2,454	784.03
Net Interest Income	8,414	33,796	7,932	31,307	482	6.08
Prov for Credit Losses	17	1,379	16	260	1	6.25
Noninterest income	2,314	9,252	2,256	8,607	58	2.57
Gain on Sale of Securities	230	(103)	-	-	230	NA
Noninterest Expense	7,881	29,648	7,128	26,426	753	10.56
Net Operating Income	2,830	12,021	3,044	13,228	(214)	(7.03)
Income Taxes	-	-	-	-	-	NA

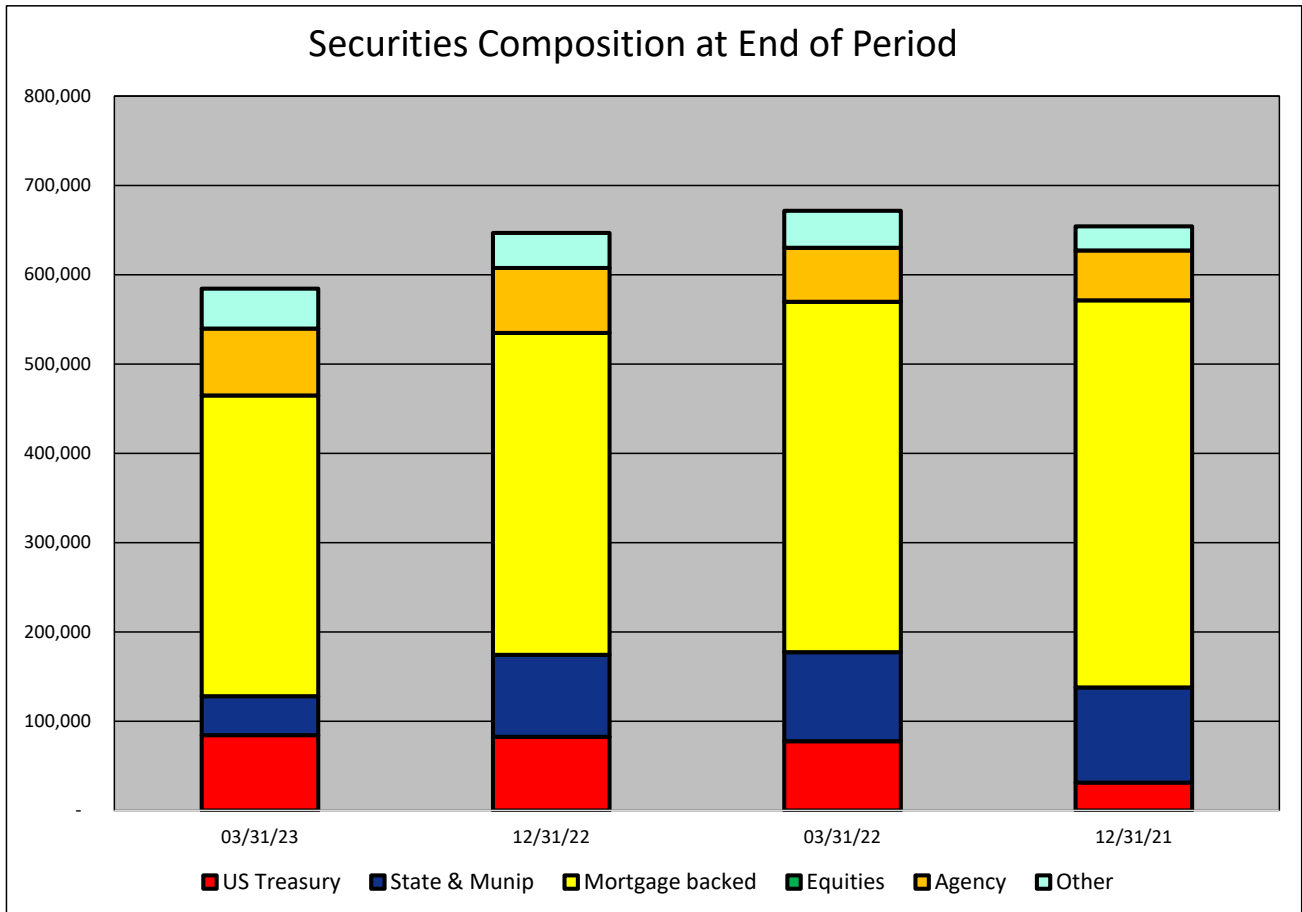


**SECURITIES COMPOSITION - Citizens Bank and Trust**  
(Dollars in Thousands)

As of:	03/31/23	12/31/22	03/31/22	12/31/21	\$ Change 12 MTHS	% Change 12 MTHS
--------	----------	----------	----------	----------	----------------------	---------------------

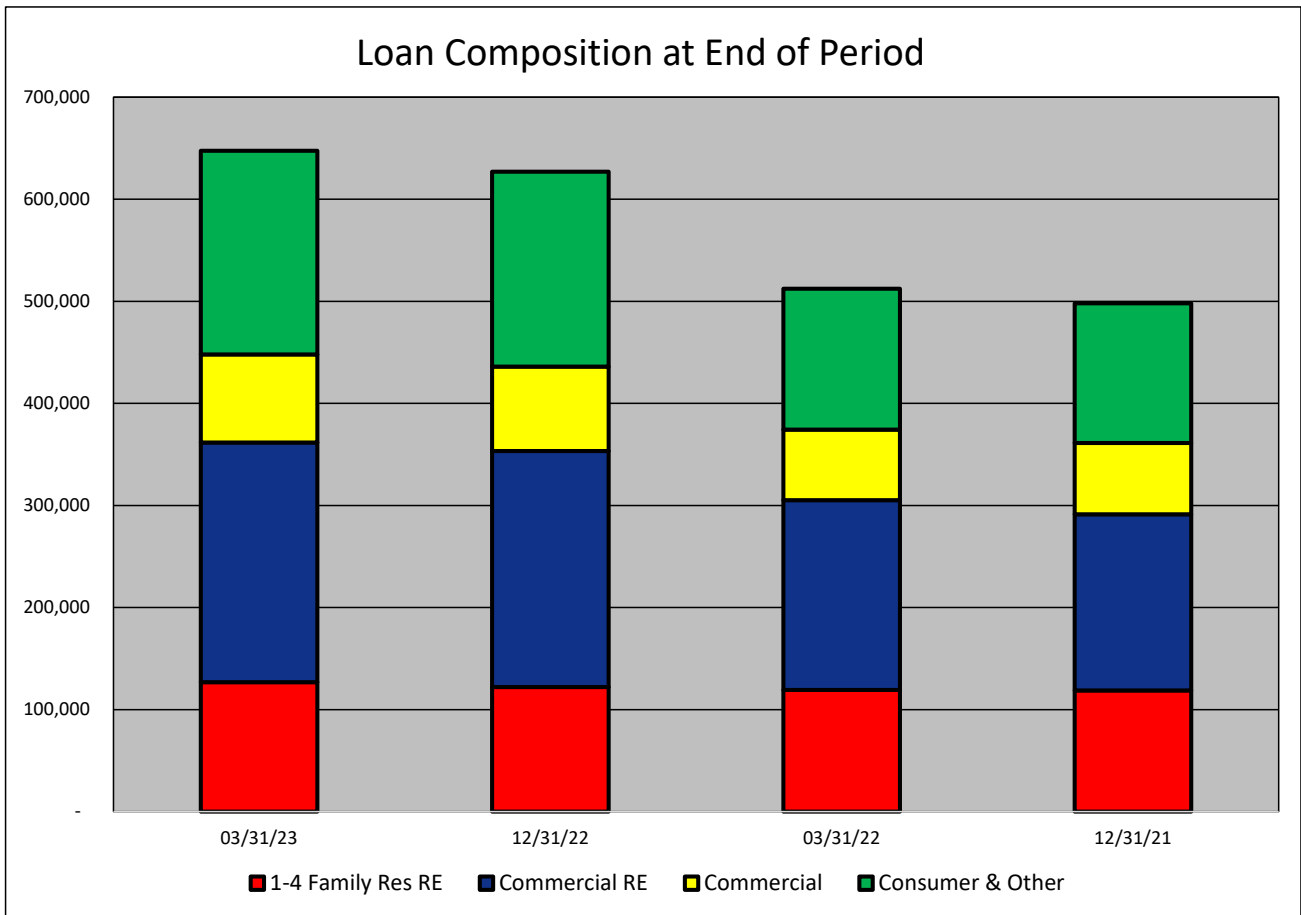
**SECURITIES CATEGORY:**

US Treasury	84,384	82,481	77,574	31,145	6,810	8.78
State & Munip	43,465	91,819	99,678	106,657	(56,213)	(56.39)
Mortgage backed	336,880	360,353	392,357	433,386	(55,477)	(14.14)
Equities	-	-	-	-	-	NA
Agency	75,036	72,748	60,647	55,879	14,389	23.73
Other	44,558	39,426	41,376	26,985	3,182	7.69
<b>Total Securities</b>	<b>584,323</b>	<b>646,827</b>	<b>671,632</b>	<b>654,052</b>	<b>(87,309)</b>	<b>(13.00)</b>



**LOAN PORTFOLIO COMPOSITION - Citizens Bank and Trust**  
(Dollars in Thousands)

As of:	03/31/23	12/31/22	03/31/22	12/31/21	\$ Change 12 MTHS	% Change 12 MTHS
<b>LOAN CATEGORY:</b>						
1-4 Family Res RE	126,862	122,002	119,183	118,829	7,679	6.44
Commercial RE	234,870	231,209	185,927	172,458	48,943	26.32
Commercial	86,323	82,942	69,227	69,860	17,096	24.70
Consumer & Other	199,439	190,749	138,063	136,881	61,376	44.46
Loans, Net	647,494	626,902	512,400	498,028	135,094	26.36



**LOAN PORTFOLIO QUALITY - Citizens Bank and Trust**  
(Dollars in Thousands)

<b>As of:</b>	<b>03/31/23</b>	<b>12/31/22</b>	<b>03/31/22</b>	<b>12/31/21</b>	<b>\$ Change 12 MTHS</b>	<b>% Change 12 MTHS</b>
---------------	-----------------	-----------------	-----------------	-----------------	------------------------------	-----------------------------

**ALLOWANCE FOR CREDIT LOSSES (LOANS):**

Beginning Balance	6,798	5,527	5,527	5,382	1,271	23.00
Total Recoveries	89	287	85	109	4	4.71
Total Charge-offs	56	395	78	224	(22)	(28.21)
Provision Expense	17	1,379	16	260	1	6.25
Writedown Transfer Loans HFS	-	-	-	-	-	NA
Adjustments	-	-	-	-	-	NA
Ending Balance	<u>6,848</u>	<u>6,798</u>	<u>5,550</u>	<u>5,527</u>	<u>1,298</u>	<u>23.39</u>

**NON-PERFORMING ASSETS:**

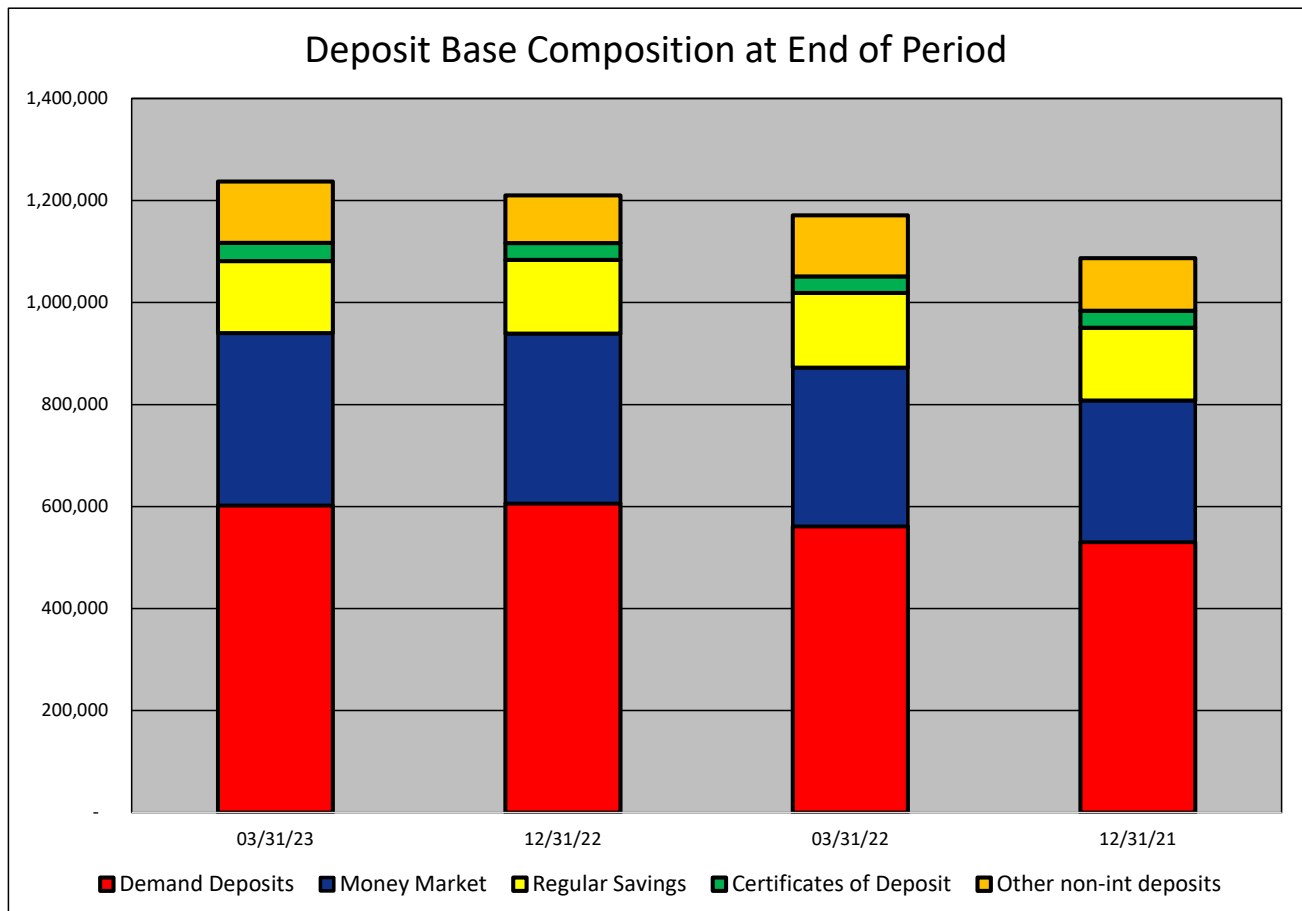
Total-90+ Days Past Due	-	-	-	-	-	NA
Total-Nonaccrual	1,263	1,309	1,041	1,032	222	21.33
Foreclosed Real Estate	-	-	1,395	1,395	(1,395)	(100.00)
Total Non-perf Assets	<u>1,263</u>	<u>1,309</u>	<u>2,436</u>	<u>2,427</u>	<u>(1,173)</u>	<u>(48.15)</u>

**DEPOSIT BASE COMPOSITION - Citizens Bank and Trust**  
(Dollars in Thousands)

As of:	03/31/23	12/31/22	03/31/22	12/31/21	\$ Change 12 MTHS	% Change 12 MTHS
--------	----------	----------	----------	----------	----------------------	---------------------

**DEPOSIT BASE CATEGORY:**

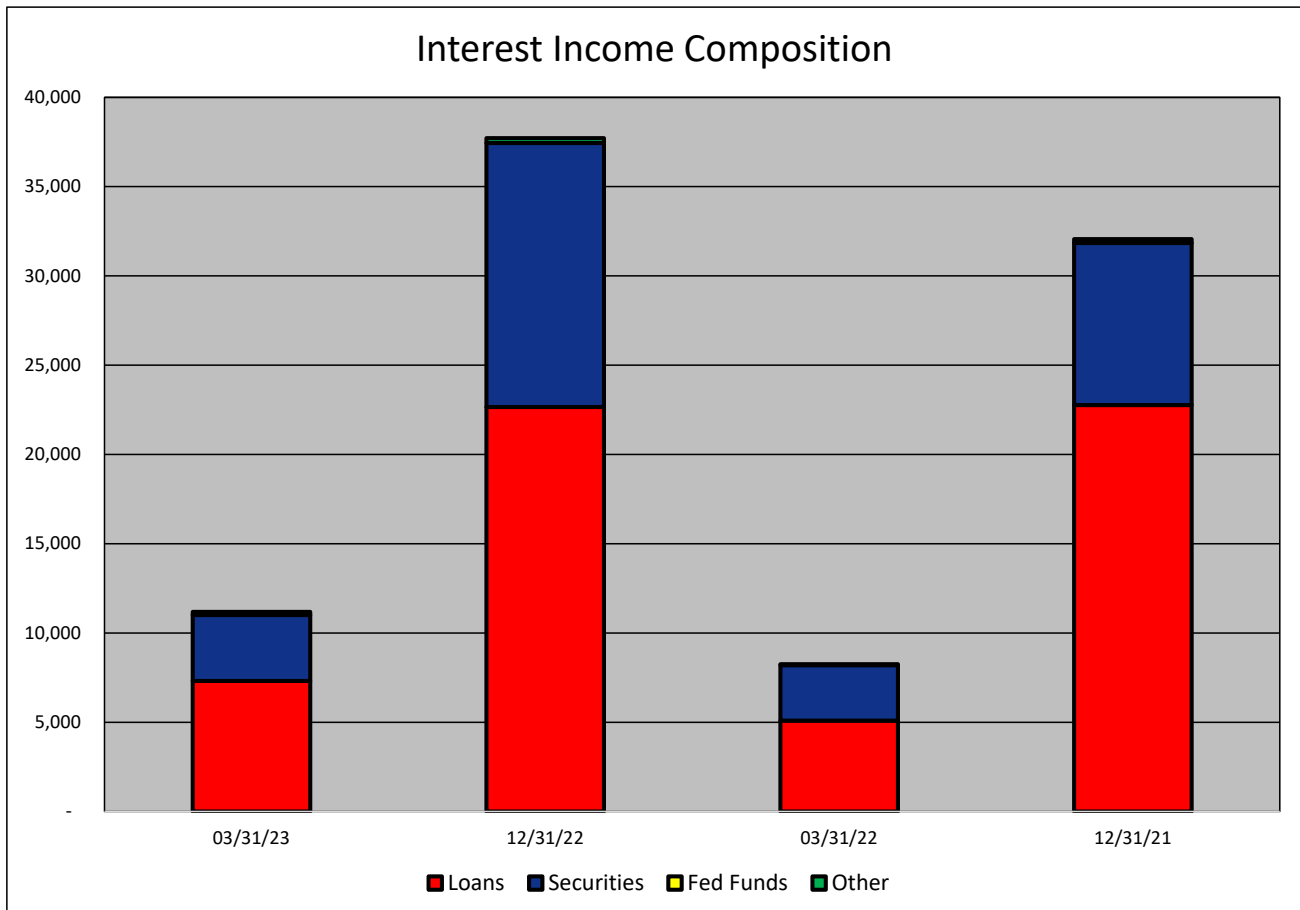
Demand Deposits	602,395	606,110	561,208	530,370	41,187	7.34
Money Market	337,700	332,893	311,023	277,327	26,677	8.58
Regular Savings	141,014	144,385	146,534	142,876	(5,520)	(3.77)
Certificates of Deposit	36,077	33,065	32,434	33,495	3,643	11.23
Other non-int deposits	119,900	93,563	119,895	102,752	5	0.00
<b>Total Deposits</b>	<b>1,237,086</b>	<b>1,210,016</b>	<b>1,171,094</b>	<b>1,086,820</b>	<b>65,992</b>	<b>5.64</b>





**INTEREST INCOME COMPOSITION- Citizens Bank and Trust**  
(Dollars in Thousands)

As of:	03/31/23	12/31/22	03/31/22	12/31/21	\$ Change 12 MTHS	% Change 12 MTHS
<b>INTEREST INCOME CATEGORY</b>						
Loans	7,305	22,658	5,092	22,765	2,213	43.46
Securities	3,703	14,785	3,100	9,074	603	19.45
Fed Funds	-	-	-	-	-	NA
Other	173	279	53	225	120	226.42
<b>Total Int Income</b>	<b>11,181</b>	<b>37,722</b>	<b>8,245</b>	<b>32,064</b>	<b>2,936</b>	<b>35.61</b>

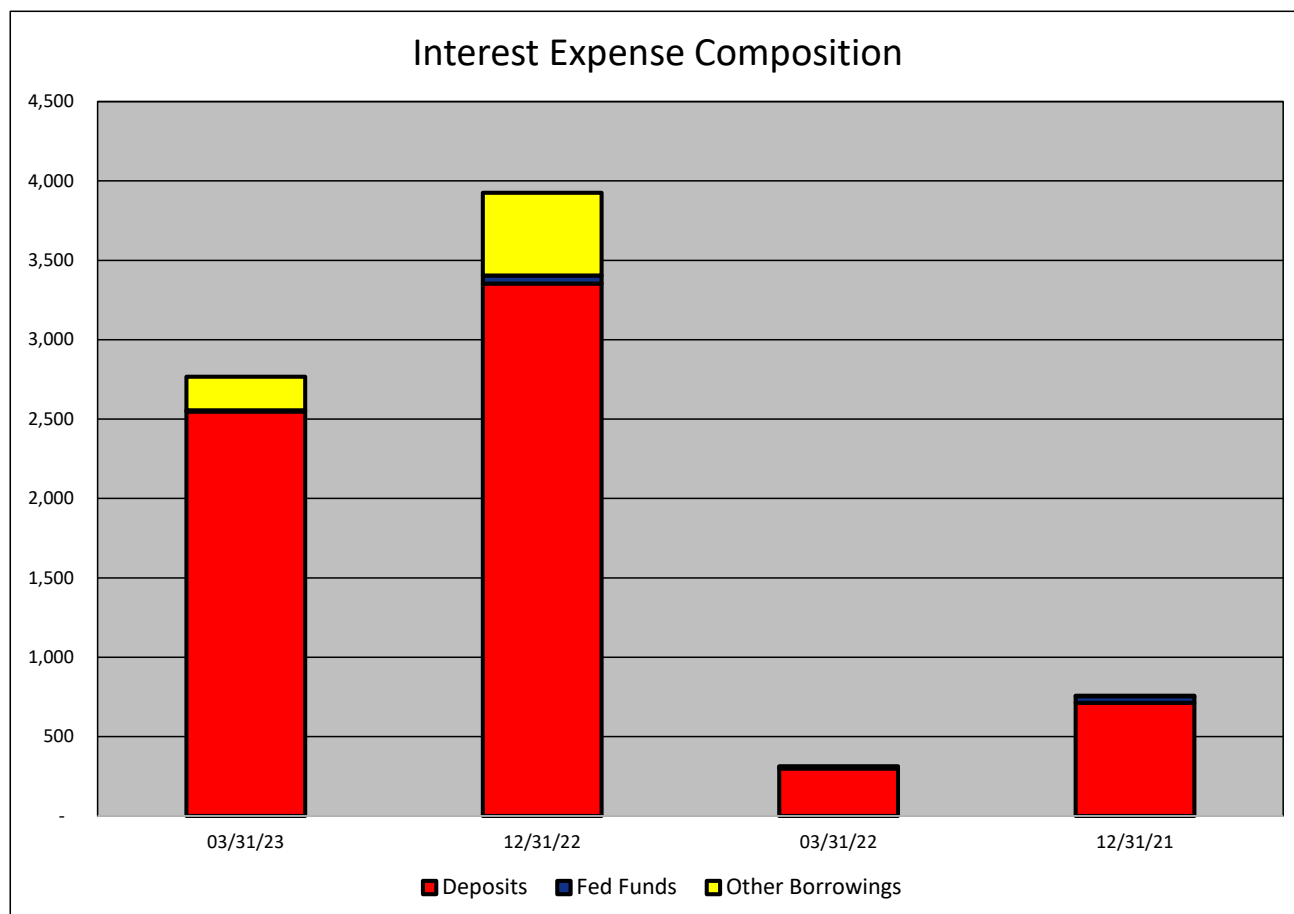


**INTEREST EXPENSE COMPOSITION- Citizens Bank and Trust**  
(Dollars in Thousands)

As of:	03/31/23	12/31/22	03/31/22	12/31/21	\$ Change 12 MTHS	% Change 12 MTHS
--------	----------	----------	----------	----------	----------------------	---------------------

**INTEREST EXPENSE CATEGORY**

Deposits	2,547	3,354	299	713	2,248	751.84
Fed Funds	9	51	10	41	(1)	(10.00)
Other Borrowings	211	521	4	3	207	5,175.00
<b>Total Int Expense</b>	<b>2,767</b>	<b>3,926</b>	<b>313</b>	<b>757</b>	<b>2,454</b>	<b>784.03</b>

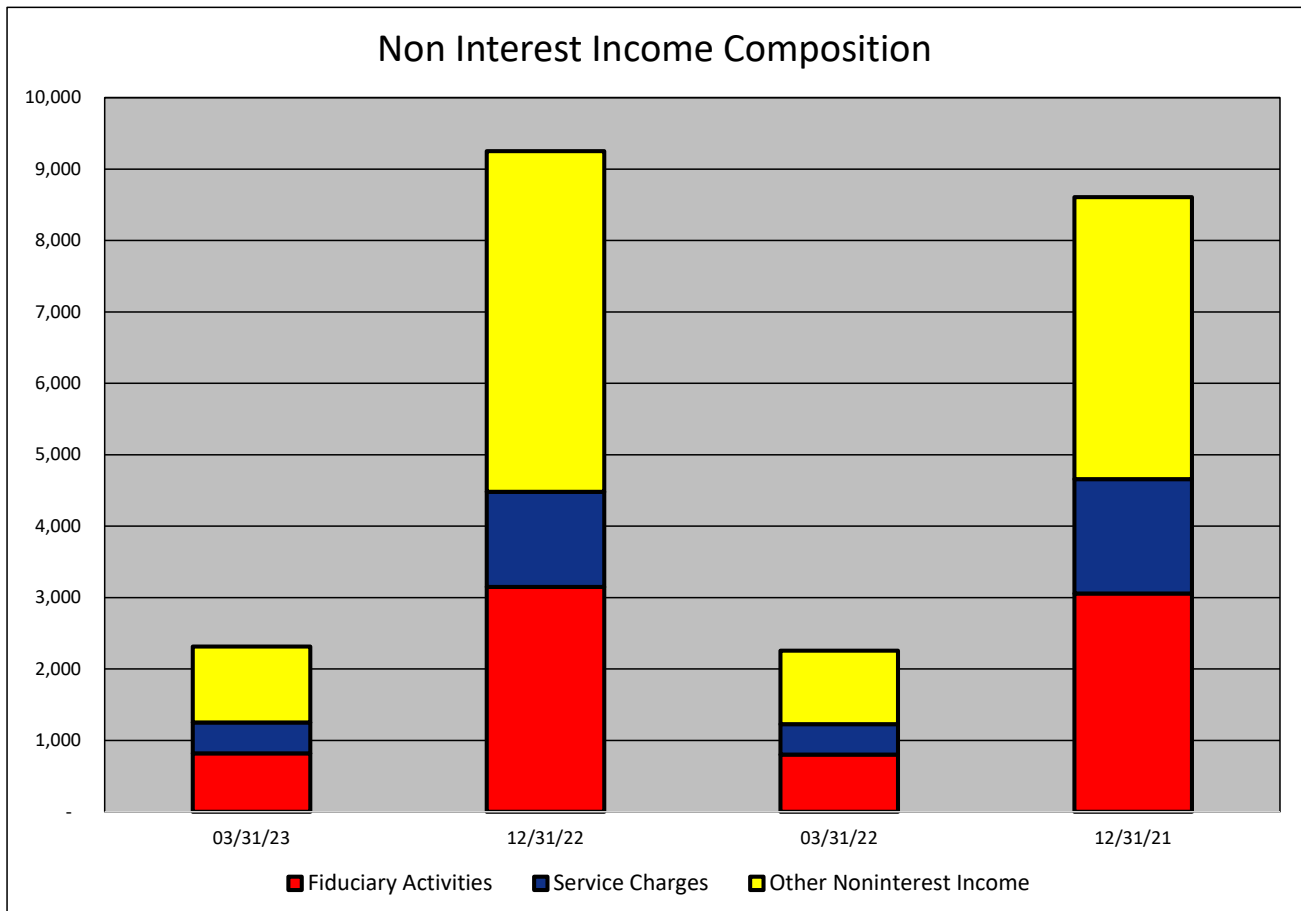


**NONINTEREST INCOME COMPOSITION- Citizens Bank and Trust**  
(Dollars in Thousands)

As of:	03/31/23	12/31/22	03/31/22	12/31/21	\$ Change 12 MTHS	% Change 12 MTHS
--------	----------	----------	----------	----------	----------------------	---------------------

**NONINTEREST INCOME CATEGORY**

Fiduciary Activities	817	3,148	802	3,057	15	1.87
Service Charges	434	1,331	424	1,602	10	2.36
Other Noninterest Income	1,063	4,773	1,030	3,948	33	3.20
<b>Total Nonint. Income</b>	<b>2,314</b>	<b>9,252</b>	<b>2,256</b>	<b>8,607</b>	<b>58</b>	<b>2.57</b>

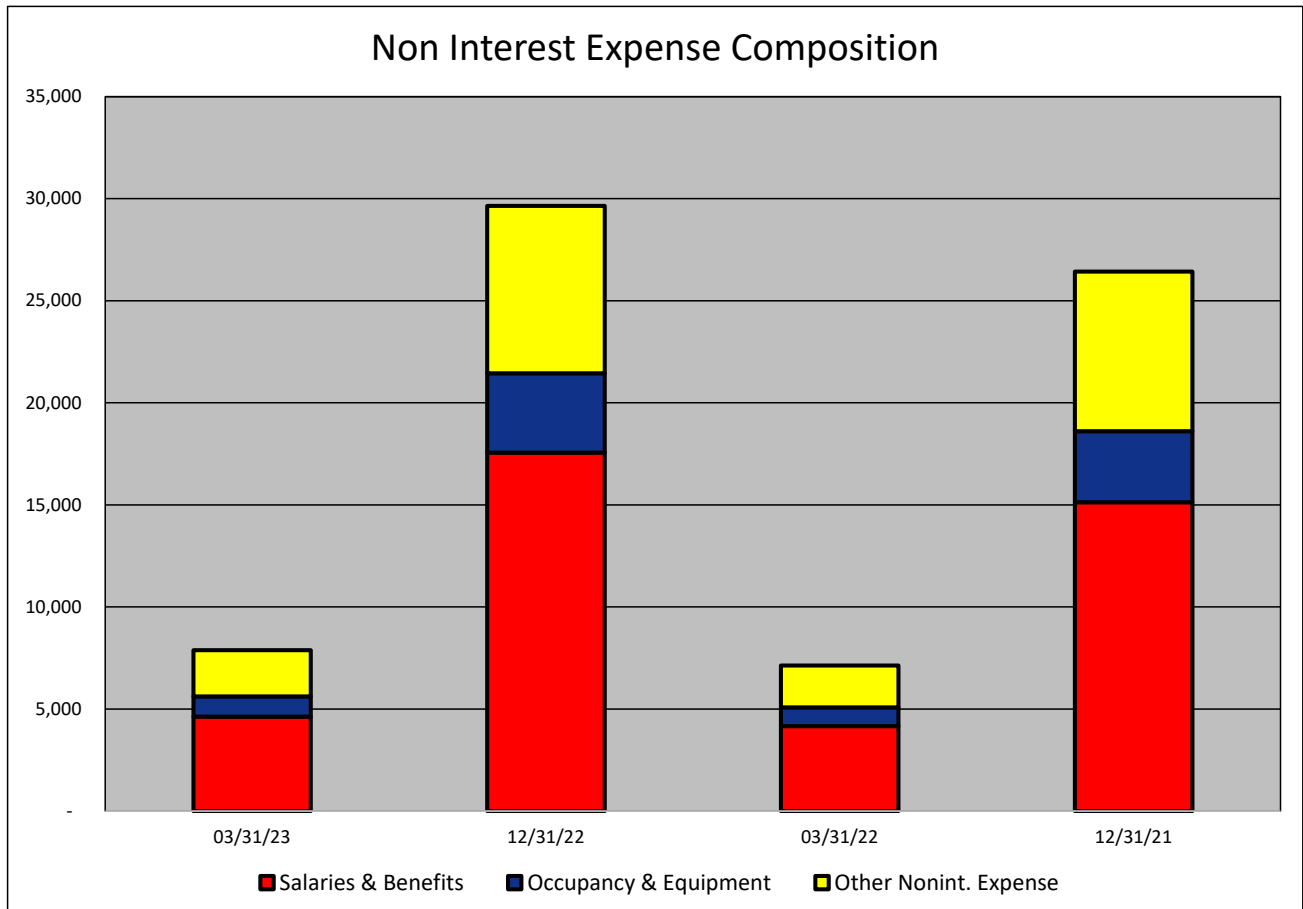


**NONINTEREST EXPENSE COMPOSITION- Citizens Bank and Trust**  
(Dollars in Thousands)

As of:	03/31/23	12/31/22	03/31/22	12/31/21	\$ Change 12 MTHS	% Change 12 MTHS
--------	----------	----------	----------	----------	----------------------	---------------------

**NONINTEREST EXPENSE CATEGORY**

Salaries & Benefits	4,631	17,564	4,162	15,127	469	11.27
Occupancy & Equipment	985	3,877	923	3,487	62	6.72
Other Nonint. Expense	2,265	8,207	2,043	7,812	222	10.87
<b>Total Nonint. Expense</b>	<b>7,881</b>	<b>29,648</b>	<b>7,128</b>	<b>26,426</b>	<b>753</b>	<b>10.56</b>



**PEER GROUP COMPARISONS REPORT**  
**Central Florida Group**

BALANCE SHEET

Institution name	Total Assets \$'000		% Change in Assets
	This Year	Last Year	
Cogent Bank	1,538,946	1,243,617	<b>23.75</b>
Sunrise Bank	469,766	407,599	<b>15.25</b>
First Bank	732,456	647,856	<b>13.06</b>
Heartland National Bank	747,606	674,869	<b>10.78</b>
United Southern Bank	929,534	840,015	<b>10.66</b>
Bank Of Central Florida	1,074,023	1,009,599	<b>6.38</b>
Axiom Bank, National Association	673,161	637,467	<b>5.60</b>
<b>Citizens Bank And Trust</b>	<b>1,329,359</b>	<b>1,265,143</b>	<b>5.08</b>
The First National Bank Of Mount Dora	389,434	382,657	<b>1.77</b>
Mainstreet Community Bank Of Florida	765,869	770,263	<b>(0.57)</b>
First National Bank Of Wauchula	88,168	89,224	<b>(1.18)</b>
Southstate Bank, National Association	44,902,537	46,182,119	<b>(2.77)</b>
Crews Bank & Trust	222,161	233,183	<b>(4.73)</b>
Surety Bank	194,892	204,905	<b>(4.89)</b>
Winter Park National Bank	717,750	759,789	<b>(5.53)</b>
First Colony Bank Of Florida	278,478	297,707	<b>(6.46)</b>
Wauchula State Bank	903,798	966,999	<b>(6.54)</b>
Citizens First Bank	3,742,550	4,013,670	<b>(6.75)</b>
Commerce Bank & Trust	159,450	178,053	<b>(10.45)</b>

<b>Select Peer Average</b>	<b>3,150,523</b>	<b>3,200,249</b>	<b>2.23</b>
----------------------------	------------------	------------------	-------------

**PEER GROUP COMPARISONS REPORT**  
**Central Florida Group**

BALANCE SHEET

Institution name	Total Loans \$000		% Change in Loans
	This Year	Last Year	
Cogent Bank	1,272,481	880,061	44.59
Sunrise Bank	370,928	261,403	41.90
Winter Park National Bank	394,592	295,385	33.59
Bank Of Central Florida	637,339	493,906	29.04
Citizens Bank And Trust	647,494	512,400	26.36
Commerce Bank & Trust	113,616	93,789	21.14
Southstate Bank, National Association	30,723,431	26,686,803	15.13
Axiom Bank, National Association	465,046	406,646	14.36
United Southern Bank	345,323	302,098	14.31
Crews Bank & Trust	94,840	83,391	13.73
The First National Bank Of Mount Dora	107,842	97,306	10.83
First Bank	390,000	354,896	9.89
Citizens First Bank	1,229,004	1,119,268	9.80
Mainstreet Community Bank Of Florida	486,019	444,996	9.22
Surety Bank	78,894	73,172	7.82
Wauchula State Bank	555,849	523,101	6.26
First National Bank Of Wauchula	65,968	64,938	1.59
Heartland National Bank	150,657	148,480	1.47
First Colony Bank Of Florida	170,284	181,013	(5.93)

<b>Select Peer Average</b>	2,015,769	1,738,055	16.06
----------------------------	-----------	-----------	-------

**PEER GROUP COMPARISONS REPORT**  
*Central Florida Group*

**CAPITAL RATIOS**  
For the three months ended March 31, 2023

Institution name	Equity/ Assets	Leverage Ratio	Tier 1 Risk- based Ratio	Risk based Capital Ratio	Common Equity Tier 1 Capital Ratio
Axiom Bank, National Association	12.88	<b>13.05</b>	16.20	17.45	16.20
Citizens First Bank	8.76	<b>11.58</b>	17.07	17.91	17.07
Surety Bank	8.59	<b>11.18</b>	22.57	23.57	22.57
The First National Bank Of Mount Dora	7.27	<b>10.74</b>	15.19	16.03	15.19
First National Bank Of Wauchula	9.43	<b>10.47</b>	0.00	0.00	0.00
Wauchula State Bank	10.67	<b>10.36</b>	0.00	0.00	0.00
Mainstreet Community Bank Of Florida	7.91	<b>9.84</b>	0.00	0.00	0.00
Commerce Bank & Trust	6.21	<b>9.79</b>	12.25	13.50	12.25
Southstate Bank, National Association	12.30	<b>9.70</b>	11.93	12.99	11.93
Sunrise Bank	8.17	<b>9.63</b>	0.00	0.00	0.00
Crews Bank & Trust	8.25	<b>8.83</b>	19.84	21.10	19.84
First Colony Bank Of Florida	8.43	<b>8.77</b>	13.22	14.47	13.22
Cogent Bank	8.14	<b>8.52</b>	10.28	11.52	10.28
First Bank	7.13	<b>8.44</b>	14.23	15.49	14.23
Bank Of Central Florida	6.83	<b>8.41</b>	11.99	12.81	11.99
United Southern Bank	2.96	<b>8.11</b>	15.52	16.78	15.52
Heartland National Bank	6.59	<b>7.88</b>	25.14	26.22	25.14
Citizens Bank And Trust	1.39	<b>7.17</b>	12.36	13.31	12.36
Winter Park National Bank	5.71	<b>7.02</b>	11.77	12.87	11.77

<b>Select Peer Average</b>	7.77	9.45	12.08	12.95	12.08
----------------------------	------	------	-------	-------	-------

**PEER GROUP COMPARISONS REPORT**  
*Central Florida Group*

**BALANCE SHEET RATIOS**  
For the three months ended March 31, 2023

Institution name	Loans/ Deposits	Gross Loans/ Assets	Securities/ Assets
Cogent Bank	<b>94.34</b>	82.69	13.96
Sunrise Bank	<b>89.97</b>	78.96	16.54
Axiom Bank, National Association	<b>87.91</b>	69.08	7.13
First National Bank Of Wauchula	<b>84.38</b>	74.82	7.03
Southstate Bank, National Association	<b>84.15</b>	68.42	17.36
Commerce Bank & Trust	<b>82.35</b>	71.25	19.74
Mainstreet Community Bank Of Florida	<b>69.42</b>	63.46	27.66
Wauchula State Bank	<b>69.30</b>	61.50	27.87
First Colony Bank Of Florida	<b>67.26</b>	61.15	19.66
Bank Of Central Florida	<b>64.22</b>	59.34	22.90
Winter Park National Bank	<b>58.50</b>	54.98	37.06
First Bank	<b>57.72</b>	53.25	23.64
<b>Citizens Bank And Trust</b>	<b>52.34</b>	<b>48.71</b>	<b>43.96</b>
Crews Bank & Trust	<b>46.67</b>	42.69	28.72
Surety Bank	<b>44.33</b>	40.48	16.05
United Southern Bank	<b>42.16</b>	37.15	44.68
Citizens First Bank	<b>37.22</b>	32.84	60.58
The First National Bank Of Mount Dora	<b>30.12</b>	27.69	64.78
Heartland National Bank	<b>21.84</b>	20.15	43.68

<b>Select Peer Average</b>	<b>62.33</b>	<b>55.19</b>	<b>28.58</b>
----------------------------	--------------	--------------	--------------



**PEER GROUP COMPARISONS REPORT**  
*Central Florida Group*

**PROFITABILITY RATIOS**  
For the three months ended March 31, 2023

Institution name	Avg Total Assets (\$000)	Return on Avg Assets	Return on Avg Equity
Surety Bank	198,752	<b>3.12</b>	38.47
Wauchula State Bank	951,041	<b>2.40</b>	24.45
Crews Bank & Trust	223,813	<b>1.91</b>	24.23
First Colony Bank Of Florida	292,364	<b>1.83</b>	22.90
Heartland National Bank	751,620	<b>1.75</b>	28.19
Cogent Bank	1,525,136	<b>1.43</b>	17.90
Citizens First Bank	3,907,881	<b>1.42</b>	18.09
Southstate Bank, National Association	44,937,452	<b>1.33</b>	10.97
Winter Park National Bank	741,288	<b>1.31</b>	24.11
Sunrise Bank	466,370	<b>1.27</b>	15.90
The First National Bank Of Mount Dora	389,566	<b>1.12</b>	16.43
First National Bank Of Wauchula	89,720	<b>1.03</b>	11.31
United Southern Bank	906,302	<b>1.02</b>	36.97
First Bank	703,578	<b>0.98</b>	13.71
Mainstreet Community Bank Of Florida	776,768	<b>0.88</b>	11.73
Commerce Bank & Trust	156,844	<b>0.87</b>	14.24
Bank Of Central Florida	1,073,845	<b>0.83</b>	12.44
Citizens Bank And Trust	1,381,020	<b>0.82</b>	103.72
Axiom Bank, National Association	661,998	<b>(0.07)</b>	(0.54)

<b>Select Peer Average</b>	3,165,019	1.33	23.43
----------------------------	-----------	------	-------

**PEER GROUP COMPARISONS REPORT**  
*Central Florida Group*

**PROFITABILITY RATIOS**  
For the three months ended March 31, 2023

Institution name	Noninterest Income/AA	Net Overhead Ratio	Efficiency Ratio	Assets (per million) per Employee
Heartland National Bank	0.26	1.04	<b>35.90</b>	12.67
Wauchula State Bank	0.50	1.45	<b>43.00</b>	3.70
Winter Park National Bank	0.07	1.05	<b>43.74</b>	25.63
First Colony Bank Of Florida	0.07	1.60	<b>44.96</b>	14.66
Citizens First Bank	0.57	1.00	<b>46.07</b>	9.20
Surety Bank	3.60	(0.29)	<b>50.59</b>	5.27
Southstate Bank, National Association	0.71	1.45	<b>51.67</b>	8.83
Crews Bank & Trust	0.55	1.82	<b>54.72</b>	9.26
Cogent Bank	0.35	2.25	<b>55.64</b>	8.10
Bank Of Central Florida	0.22	1.61	<b>58.79</b>	11.55
First Bank	1.09	1.25	<b>58.83</b>	7.18
United Southern Bank	0.59	1.51	<b>59.95</b>	6.20
Sunrise Bank	0.11	2.21	<b>61.42</b>	8.70
Mainstreet Community Bank Of Florida	0.33	1.90	<b>65.91</b>	7.51
The First National Bank Of Mount Dora	1.85	1.67	<b>70.72</b>	4.81
Commerce Bank & Trust	0.18	2.43	<b>72.54</b>	7.25
<b>Citizens Bank And Trust</b>	<b>0.67</b>	<b>1.61</b>	<b>72.74</b>	<b>7.00</b>
First National Bank Of Wauchula	0.34	3.56	<b>78.31</b>	3.15
Axiom Bank, National Association	1.03	4.06	<b>97.30</b>	4.16

<b>Select Peer Average</b>	0.69	1.75	59.09	8.67
----------------------------	------	------	-------	------

**PEER GROUP COMPARISONS REPORT**  
*Central Florida Group*

**ASSET QUALITY RATIOS**  
For the three months ended March 31, 2023

Institution name	Allowance/ Loans	Nonperf Loans/ Total Loans	Nonperf Assets/ Total Assets	Adjusted Texas Ratio
Commerce Bank & Trust	1.50	0.00	<b>0.00</b>	0.00
Bank Of Central Florida	0.97	0.00	<b>0.00</b>	0.00
First Colony Bank Of Florida	1.73	0.00	<b>0.00</b>	0.00
Mainstreet Community Bank Of Florida	1.22	0.00	<b>0.00</b>	0.00
Sunrise Bank	1.28	0.00	<b>0.00</b>	0.00
Winter Park National Bank	1.22	0.00	<b>0.00</b>	0.00
Crews Bank & Trust	2.65	0.02	<b>0.01</b>	0.09
Citizens First Bank	1.66	0.08	<b>0.04</b>	0.38
<b>Citizens Bank And Trust</b>	<b>1.06</b>	<b>0.20</b>	<b>0.10</b>	<b>4.99</b>
The First National Bank Of Mount Dora	1.73	0.36	<b>0.10</b>	1.30
United Southern Bank	2.68	0.37	<b>0.14</b>	3.44
Heartland National Bank	1.49	0.97	<b>0.20</b>	2.84
Cogent Bank	1.16	0.31	<b>0.25</b>	2.78
Southstate Bank, National Association	1.21	0.41	<b>0.29</b>	2.69
First Bank	1.69	0.60	<b>0.32</b>	3.65
Wauchula State Bank	2.02	0.66	<b>0.41</b>	3.43
Surety Bank	1.25	1.31	<b>0.53</b>	5.82
First National Bank Of Wauchula	1.39	0.96	<b>0.72</b>	6.88
Axiom Bank, National Association	1.23	2.52	<b>1.75</b>	12.76

<b>Select Peer Average</b>	1.53	0.46	0.26	2.69
----------------------------	------	------	------	------

**PEER GROUP COMPARISONS REPORT**  
*Central Florida Group*

**STATEMENT OF CONDITION (% OF ASSETS)**  
**For the three months ended March 31, 2023**

Institution name	Cash & Nointerest bearing Deps	Interest- bearing Bal	Fed Funds Sold & Repos	Held to Maturity Secs	Available for Sale Secs
Surety Bank	<b>26.01</b>	13.63	0.00	0.00	16.05
First National Bank Of Wauchula	<b>5.87</b>	8.01	0.00	0.00	7.03
Commerce Bank & Trust	<b>3.58</b>	2.19	0.00	0.00	19.74
Axiom Bank, National Association	<b>3.46</b>	14.58	0.00	0.00	7.13
First Bank	<b>2.56</b>	15.66	1.40	0.00	23.64
First Colony Bank Of Florida	<b>2.35</b>	16.70	0.00	11.08	8.59
Southstate Bank, National Association	<b>1.24</b>	2.96	0.24	5.87	11.49
Mainstreet Community Bank Of Florida	<b>1.18</b>	2.76	0.18	0.00	27.66
Heartland National Bank	<b>1.08</b>	32.67	0.00	0.00	43.68
Winter Park National Bank	<b>1.03</b>	5.15	0.00	22.24	14.82
Wauchula State Bank	<b>0.98</b>	9.24	0.00	21.76	6.11
Crews Bank & Trust	<b>0.95</b>	26.64	0.00	18.82	9.89
United Southern Bank	<b>0.79</b>	12.69	0.00	1.26	43.42
Citizens First Bank	<b>0.74</b>	0.19	2.18	0.00	60.58
Sunrise Bank	<b>0.64</b>	1.74	0.00	1.06	15.48
Bank Of Central Florida	<b>0.51</b>	14.15	0.00	0.00	22.90
The First National Bank Of Mount Dora	<b>0.43</b>	1.01	0.00	0.00	64.78
Citizens Bank And Trust	<b>0.35</b>	4.67	0.00	0.00	43.96
Cogent Bank	<b>0.13</b>	2.58	0.00	0.00	13.96

<b>Select Peer Average</b>	<b>2.84</b>	<b>9.85</b>	<b>0.21</b>	<b>4.32</b>	<b>24.26</b>
----------------------------	-------------	-------------	-------------	-------------	--------------

**PEER GROUP COMPARISONS REPORT**  
*Central Florida Group*

**STATEMENT OF CONDITION (% OF ASSETS)**  
**For the three months ended March 31, 2023**

Institution name	Net Loans & Leases	Premises & Fixed Assets	Total Real Estate Owned	Intangible Assets
Cogent Bank	<b>81.73</b>	0.38	0.00	0.08
Sunrise Bank	<b>77.95</b>	2.02	0.00	0.01
First National Bank Of Wauchula	<b>73.78</b>	1.41	0.00	0.00
Commerce Bank & Trust	<b>70.19</b>	0.56	0.00	0.00
Axiom Bank, National Association	<b>68.24</b>	2.72	0.01	0.19
Southstate Bank, National Association	<b>67.54</b>	1.19	0.01	4.72
Mainstreet Community Bank Of Florida	<b>62.65</b>	2.26	0.00	0.01
Wauchula State Bank	<b>60.26</b>	0.79	0.00	0.00
First Colony Bank Of Florida	<b>60.09</b>	0.55	0.00	0.00
Bank Of Central Florida	<b>58.77</b>	1.43	0.00	0.02
Winter Park National Bank	<b>54.31</b>	0.43	0.00	0.00
First Bank	<b>52.34</b>	1.98	0.00	0.00
<b>Citizens Bank And Trust</b>	<b>48.19</b>	<b>1.23</b>	<b>0.00</b>	<b>0.00</b>
Crews Bank & Trust	<b>41.56</b>	1.68	0.00	0.00
Surety Bank	<b>39.98</b>	1.02	0.00	0.00
United Southern Bank	<b>36.16</b>	1.11	0.00	0.00
Citizens First Bank	<b>31.90</b>	1.22	0.01	0.37
The First National Bank Of Mount Dora	<b>27.21</b>	1.26	0.00	0.00
Heartland National Bank	<b>19.80</b>	0.53	0.00	0.00

<b>Select Peer Average</b>	54.35	1.25	0.00	0.28
----------------------------	-------	------	------	------

**PEER GROUP COMPARISONS REPORT**  
*Central Florida Group*

**STATEMENT OF CONDITION (% OF TOTAL FUNDING SOURCES)**  
**For the three months ended March 31, 2023**

Institution name	Non Interest Bearing Deps	Interest Bearing Deps	Total Deps	Total Fed Funds & Repos	Other Borrowed Money
Surety Bank	<b>49.07</b>	50.93	100.00	0.00	0.00
Crews Bank & Trust	<b>46.91</b>	53.09	100.00	0.00	0.00
The First National Bank Of Mount Dora	<b>46.25</b>	53.75	100.00	0.00	0.00
First Colony Bank Of Florida	<b>41.37</b>	58.63	100.00	0.00	0.00
<b>Citizens Bank And Trust</b>	<b>37.83</b>	<b>57.52</b>	<b>95.35</b>	<b>1.80</b>	<b>2.85</b>
Wauchula State Bank	<b>37.79</b>	61.76	99.54	0.43	0.03
First Bank	<b>37.74</b>	62.26	100.00	0.00	0.00
Mainstreet Community Bank Of Florida	<b>37.74</b>	62.26	100.00	0.00	0.00
Bank Of Central Florida	<b>36.73</b>	63.27	100.00	0.00	0.00
Sunrise Bank	<b>35.22</b>	61.49	96.72	0.00	3.28
First National Bank Of Wauchula	<b>33.90</b>	66.10	100.00	0.00	0.00
Cogent Bank	<b>33.24</b>	62.98	96.22	0.00	3.78
Southstate Bank, National Association	<b>33.02</b>	63.17	96.19	1.43	2.38
Winter Park National Bank	<b>31.80</b>	68.20	100.00	0.00	0.00
Commerce Bank & Trust	<b>31.27</b>	62.15	93.42	1.17	5.42
United Southern Bank	<b>28.46</b>	63.16	91.61	0.00	8.39
Heartland National Bank	<b>27.31</b>	72.24	99.55	0.45	0.00
Axiom Bank, National Association	<b>23.81</b>	67.56	91.36	0.00	8.64
Citizens First Bank	<b>20.89</b>	76.63	97.52	2.48	0.00

<b>Select Peer Average</b>	35.28	62.48	97.76	0.41	1.83
----------------------------	-------	-------	-------	------	------

**PEER GROUP COMPARISONS REPORT**  
*Central Florida Group*

**YIELDS, COSTS & SPREADS - ASSET YIELDS**  
For the three months ended March 31, 2023

Institution name	Yield on Earning Assets	Cost of Funds	Net Interest Margin	Avg Earning Assets/AA
First National Bank Of Wauchula	5.51	0.67	<b>5.08</b>	91.27
Axiom Bank, National Association	5.88	1.96	<b>4.53</b>	92.82
Cogent Bank	5.65	2.57	<b>4.19</b>	101.97
Surety Bank	4.88	1.13	<b>4.06</b>	69.68
Wauchula State Bank	4.19	0.27	<b>4.04</b>	98.60
Southstate Bank, National Association	4.45	1.01	<b>3.82</b>	90.13
Crews Bank & Trust	3.83	0.10	<b>3.78</b>	98.88
Sunrise Bank	5.07	2.26	<b>3.75</b>	97.76
First Colony Bank Of Florida	4.22	0.76	<b>3.55</b>	98.83
Heartland National Bank	4.27	1.17	<b>3.46</b>	96.93
Commerce Bank & Trust	4.33	1.85	<b>3.39</b>	99.07
Mainstreet Community Bank Of Florida	4.03	1.37	<b>3.24</b>	94.42
First Bank	3.98	1.62	<b>2.99</b>	95.80
Bank Of Central Florida	4.09	1.92	<b>2.96</b>	97.15
The First National Bank Of Mount Dora	3.32	0.71	<b>2.92</b>	98.62
United Southern Bank	3.37	0.78	<b>2.85</b>	101.76
Citizens First Bank	3.42	0.85	<b>2.79</b>	97.40
Citizens Bank And Trust	3.40	1.42	<b>2.56</b>	95.36
Winter Park National Bank	3.83	1.94	<b>2.55</b>	97.50

<b>Select Peer Average</b>	4.30	1.28	3.66	95.47
----------------------------	------	------	------	-------