

Citizens Bank And Trust

Frostproof, FL

Established

5/13/1920

Florida Bank and Thrift Performance Report

Table of Contents

Title	Page
PEER GROUP POSITION	1
EXECUTIVE SUMMARY	2
SELECTED FINANCIAL DATA	3
SECURITIES COMPOSITION	4
LOAN PORTFOLIO COMPOSITION	5
LOAN PORTFOLIO QUALITY	6
DEPOSIT BASE COMPOSITION	7
INTEREST INCOME COMPOSITION	8
INTEREST EXPENSE COMPOSITION	9
NONINTEREST INCOME COMPOSITION	10
NONINTEREST EXPENSE COMPOSITION	11
PEER GROUP COMPARISONS REPORT	12-22

FLORIDA BANKING TEAM

Ed Hacker, Robert Brink, Steve Kania, Ted Hacker, David Ajvazi, Michael Squitieri, Erica Hines, Sacha Widmaier, Kristin Moroso, Anthony Hagbartsen, Madeline Bogumil, Natalie Filippone, Lauren Klindt, Phillip Berdeguer, Andrew Joyce, Dylan Frayne, Mai Tran, Dylan Frayne, Meranda Joseph, Patricia Romero, Vanessa Hossler, Adam McCord, Michael Law, Benley Fleureme-Pierre, Joseph Fazio, Allyson Wiitala

Information contained herein was obtained from FIS is believed to be reliable however, accuracy is not guaranteed and all peer and state averages are simple averages.

PEER GROUP POSITION
For the
Central Florida Group

For the year ended December 31, 2022

Institution name	Total Assets (\$'000's)
Southstate Bank, National Association	43,900,126
Citizens First Bank	3,828,547
Cogent Bank	1,476,523
Citizens Bank And Trust	1,324,883
Wauchula State Bank	972,344
Bank Of Central Florida	961,073
United Southern Bank	892,197
Mainstreet Community Bank Of Florida	747,614
Heartland National Bank	738,123
Winter Park National Bank	713,985
First Bank	691,261
Axiom Bank, National Association	661,535
Sunrise Bank	447,727
The First National Bank Of Mount Dora	387,221
First Colony Bank Of Florida	295,933
Crews Bank & Trust	226,132
Surety Bank	216,989
Commerce Bank & Trust	151,773
First National Bank Of Wauchula	89,713

Institution name	Return on Avg Assets (%)
Surety Bank	3.13
First Colony Bank Of Florida	1.84
Wauchula State Bank	1.53
Winter Park National Bank	1.39
Citizens First Bank	1.24
Cogent Bank	1.24
Sunrise Bank	1.22
The First National Bank Of Mount Dora	1.16
Southstate Bank, National Association	1.15
United Southern Bank	1.10
Heartland National Bank	1.07
Crews Bank & Trust	1.06
First Bank	1.05
Mainstreet Community Bank Of Florida	1.03
Citizens Bank And Trust	0.89
Bank Of Central Florida	0.86
Commerce Bank & Trust	0.69
First National Bank Of Wauchula	0.68
Axiom Bank, National Association	0.08

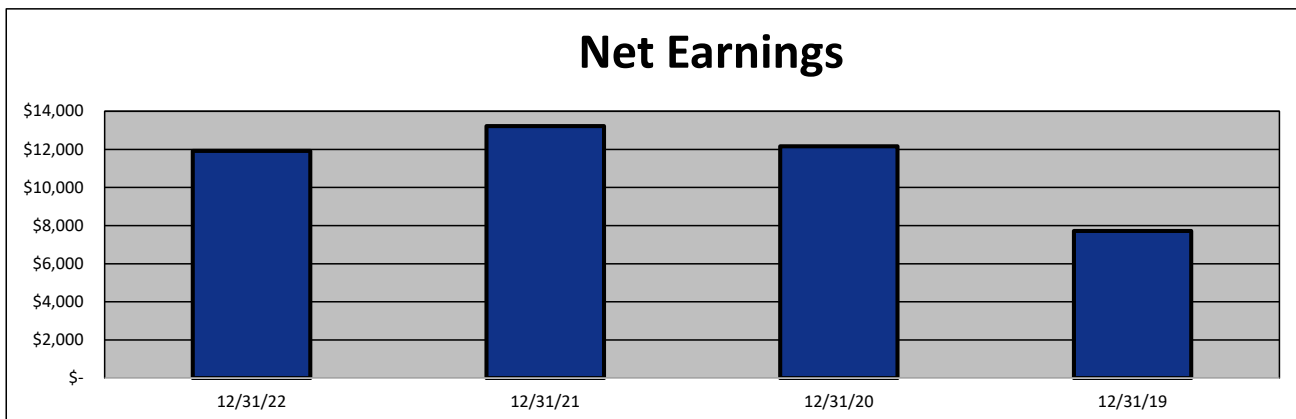
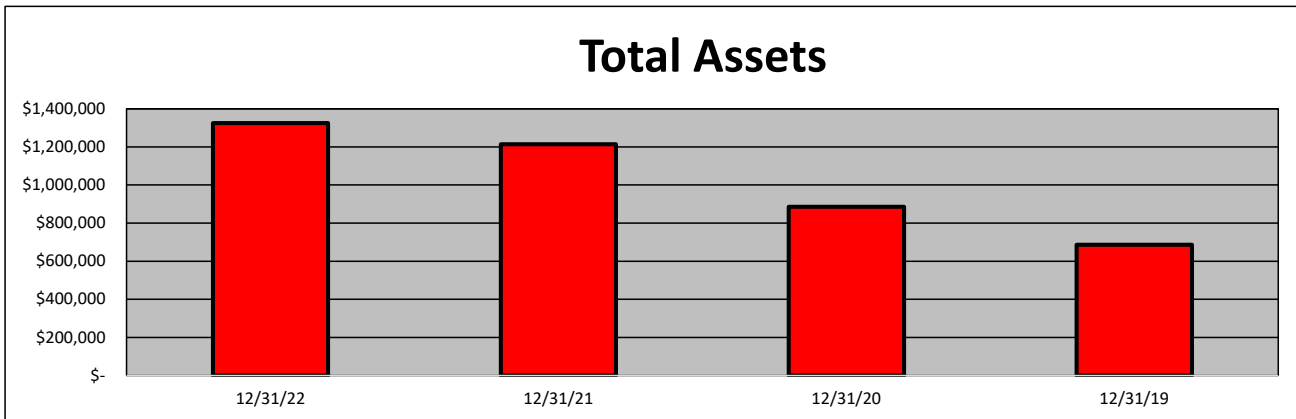
**EXECUTIVE SUMMARY - Citizens Bank and Trust
(Percentage)**

Period Ending	12/31/22	12/31/21	12/31/20	12/31/19	State Avg.	Peer Avg.
CAPITAL RATIOS						
Equity/Assets	0.24	7.36	8.44	8.57	10.13	7.28
Leverage Ratio	7.07	7.52	7.07	7.67	10.24	9.23
Tier 1 Cap/Risk Based Assets	12.28	14.37	12.14	11.86	18.48	11.91
Risk Based Ratio	13.12	15.25	13.21	12.73	19.34	12.73
Common Equity Tier 1 Capital Ratio	12.28	14.37	12.14	11.86	18.48	11.91
BALANCE SHEET RATIOS:						
Loan/Deposit Ratio	51.81	45.82	66.51	67.42	60.26	61.29
Loans/Assets	47.32	41.02	58.53	57.98	50.83	54.64
Securities/Assets	48.82	53.88	33.81	36.18	18.73	29.47
PROFITABILITY:						
Return on Avg Assets	0.89	1.23	1.49	1.18	0.61	1.18
Return on Avg Equity	34.48	16.58	17.87	14.24	8.77	17.62
Nonint Income/Avg Assets	0.69	0.80	0.90	1.03	1.30	0.67
Net Overhead Ratio	1.52	1.66	2.11	2.39	1.97	1.66
Efficiency Ratio	67.77	65.24	68.17	73.28	162.15	60.89
Assets (per million) per Employee	6.94	7.18	5.50	4.31	9.87	8.76
ASSET QUALITY:						
Reserves/Loans	1.08	1.11	1.04	0.95	1.37	1.58
Nonperforming Loans/Total Loans	0.21	0.21	0.23	0.30	0.54	0.36
Nonperforming Assets/Total Assets	0.10	0.20	0.29	0.42	0.34	0.17
Adjusted Texas Ratio	13.13	2.56	3.20	4.59	2.40	2.60
YIELDS & COSTS:						
Yield on earning assets	2.91	3.15	3.72	4.04	3.11	3.50
Cost of funds	0.52	0.10	0.16	0.36	0.38	0.42
Net interest margin	2.60	3.07	3.58	3.72	2.58	3.22
Avg Earning Assets/Avg Assets	96.82	95.05	96.01	95.45	90.84	95.25

SELECTED FINANCIAL DATA - Citizens Bank and Trust
(Dollars in Thousands)

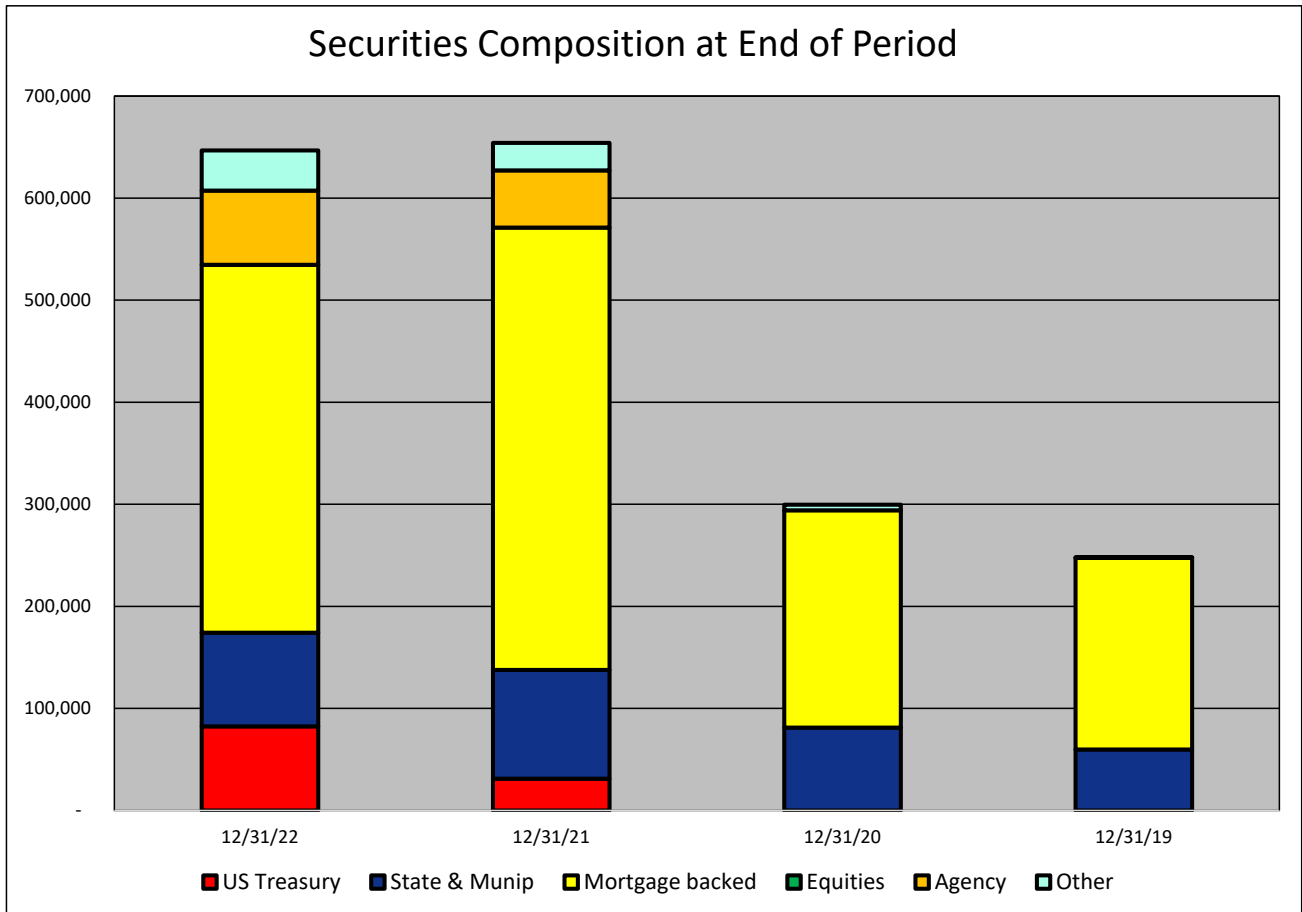
As of:	12/31/22	12/31/21	12/31/20	12/31/19	\$ Change 12 MTHS	% Change 12 MTHS
Total Assets	1,324,883	1,214,010	885,969	685,963	110,873	9.13
Cash and Equivalents	18,314	35,483	44,138	20,837	(17,169)	(48.39)
Securities	646,827	654,052	299,589	248,212	(7,225)	(1.10)
Loans, net	626,902	498,028	518,596	397,690	128,874	25.88
Deposit Accounts	1,210,016	1,086,820	779,744	589,909	123,196	11.34
Fed Funds & Repos	28,633	30,328	20,626	12,040	(1,695)	(5.59)
Total Equity	3,207	89,408	74,795	58,800	(86,201)	(96.41)

Period Ending	12/31/22	12/31/21	12/31/20	12/31/19	\$ Change 12 MTHS	% Change 12 MTHS
Net Earnings	11,918	13,228	12,161	7,726	(1,310)	(9.90)
Interest Income	37,722	32,064	29,109	25,358	5,658	17.65
Interest Expense	3,926	757	1,066	2,013	3,169	418.63
Net Interest Income	33,796	31,307	28,043	23,345	2,489	7.95
Prov for Loan Loss	1,379	260	1,876	296	1,119	430.38
Noninterest income	9,252	8,607	7,310	6,756	645	7.49
Gain on Sale of Securities	(103)	-	3,179	351	(103)	NA
Noninterest Expense	29,648	26,426	24,495	22,430	3,222	12.19
Net Operating Income	12,021	13,228	8,982	7,375	(1,207)	(9.12)
Income Taxes	-	-	-	-	-	NA



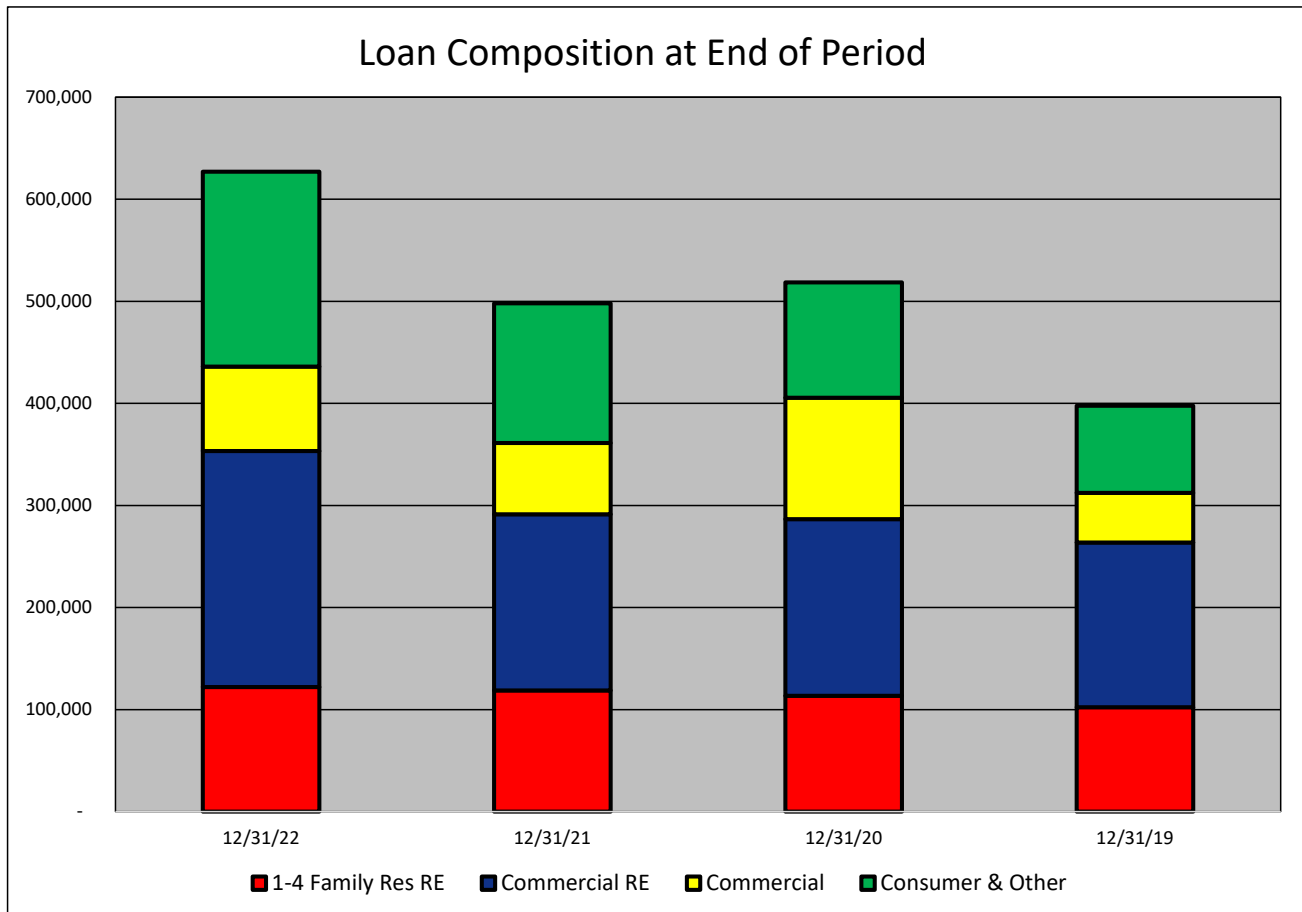
SECURITIES COMPOSITION - Citizens Bank and Trust
(Dollars in Thousands)

As of:	12/31/22	12/31/21	12/31/20	12/31/19	\$ Change 12 MTHS	% Change 12 MTHS
SECURITIES CATEGORY:						
US Treasury	82,481	31,145	-	-	51,336	164.83
State & Munip	91,819	106,657	81,240	59,734	(14,838)	(13.91)
Mortgage backed	360,353	433,386	212,853	187,942	(73,033)	(16.85)
Equities	-	-	-	-	-	NA
Agency	72,748	55,879	-	12	16,869	30.19
Other	39,426	26,985	5,496	524	12,441	46.10
Total Securities	646,827	654,052	299,589	248,212	(7,225)	(1.10)



LOAN PORTFOLIO COMPOSITION - Citizens Bank and Trust
(Dollars in Thousands)

As of:	12/31/22	12/31/21	12/31/20	12/31/19	\$ Change 12 MTHS	% Change 12 MTHS
LOAN CATEGORY:						
1-4 Family Res RE	122,002	118,829	113,416	102,254	3,173	2.67
Commercial RE	231,209	172,458	173,269	161,502	58,751	34.07
Commercial	82,942	69,860	118,906	48,477	13,082	18.73
Consumer & Other	190,749	136,881	113,005	85,457	53,868	39.35
Loans, Net	626,902	498,028	518,596	397,690	128,874	25.88



LOAN PORTFOLIO QUALITY - Citizens Bank and Trust
(Dollars in Thousands)

As of:	12/31/22	12/31/21	12/31/20	12/31/19	\$ Change 12 MTHS	% Change 12 MTHS
---------------	-----------------	-----------------	-----------------	-----------------	------------------------------	-----------------------------

LOAN LOSS RESERVE ACTIVITY:

Beginning Balance	5,527	5,382	3,782	3,652	145	2.69
Total Recoveries	287	109	37	47	178	163.30
Total Charge-offs	395	224	314	213	171	76.34
Provision Expense	1,379	260	1,876	296	1,119	430.38
Writedown Transfer Loans HFS	-	-	-	-	-	NA
Adjustments	-	-	-	-	-	NA
Ending Balance	<u>6,798</u>	<u>5,527</u>	<u>5,382</u>	<u>3,782</u>	<u>1,271</u>	<u>23.00</u>

NON-PERFORMING ASSETS:

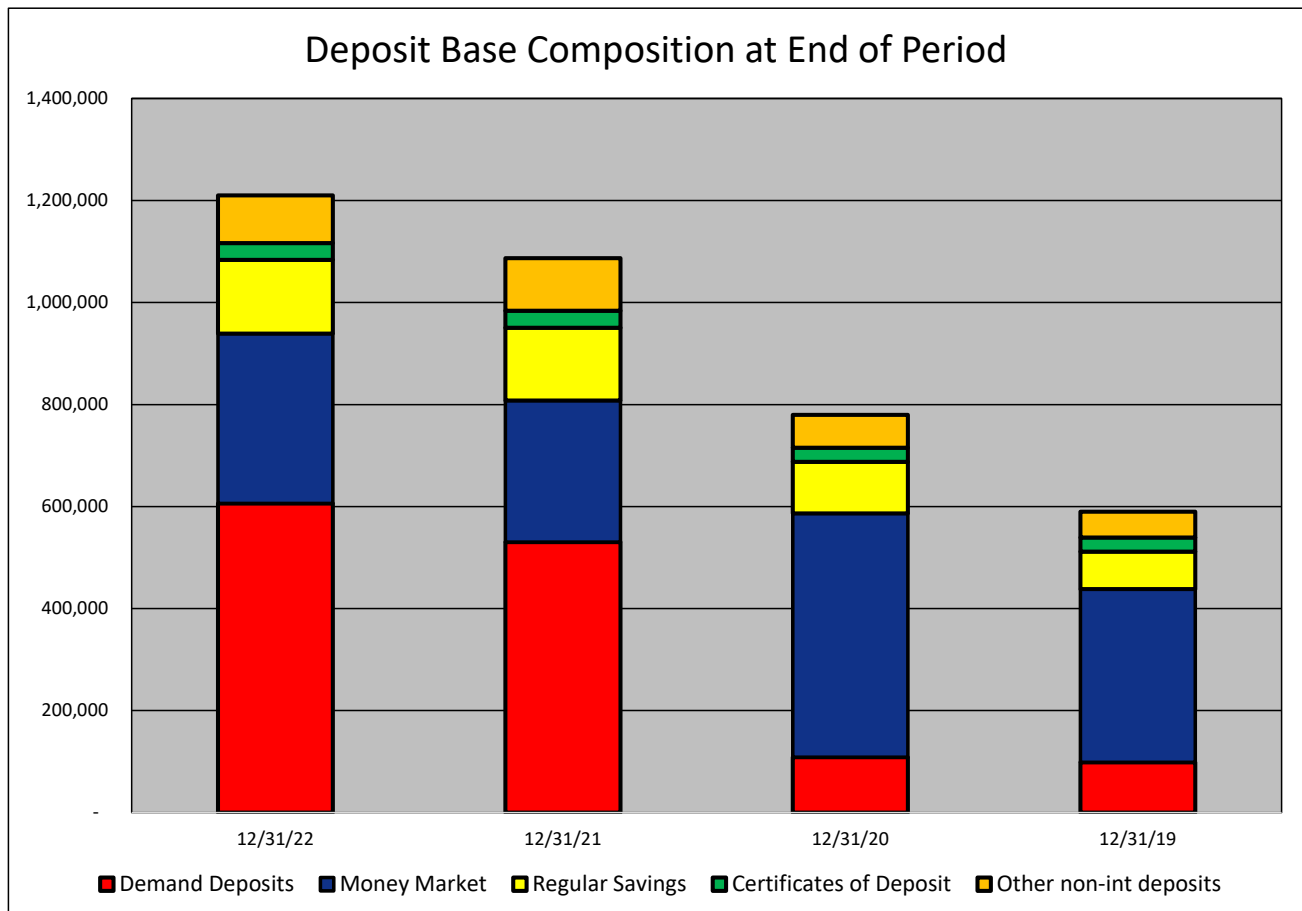
Total-90+ Days Past Due	-	-	249	-	-	NA
Total-Nonaccrual	1,309	1,032	922	1,174	277	26.84
Foreclosed Real Estate	-	1,395	1,395	1,695	(1,395)	(100.00)
Total Non-perf Assets	<u>1,309</u>	<u>2,427</u>	<u>2,566</u>	<u>2,869</u>	<u>(1,118)</u>	<u>(46.07)</u>

DEPOSIT BASE COMPOSITION - Citizens Bank and Trust
(Dollars in Thousands)

As of:	12/31/22	12/31/21	12/31/20	12/31/19	\$ Change 12 MTHS	% Change 12 MTHS
--------	----------	----------	----------	----------	----------------------	---------------------

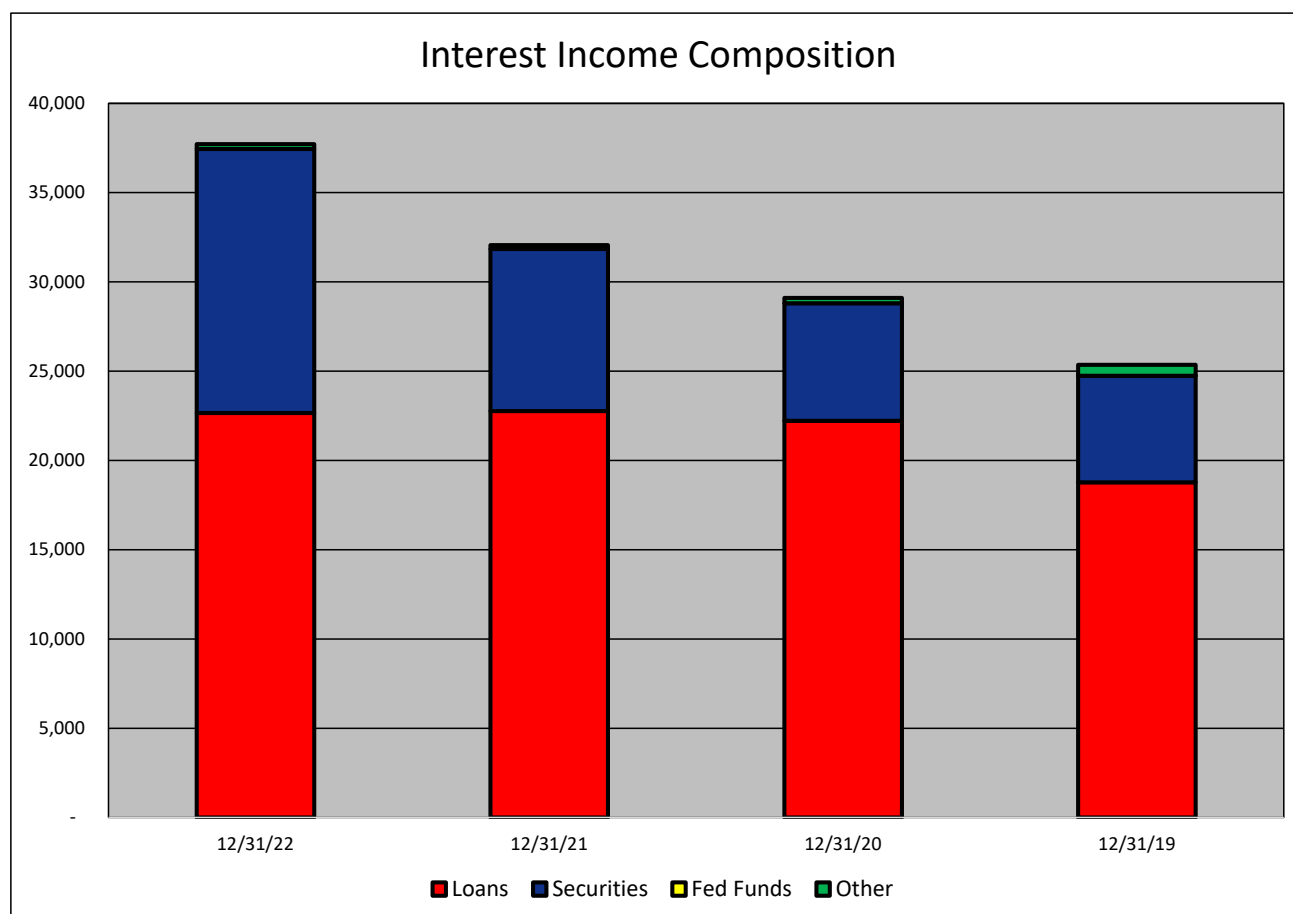
DEPOSIT BASE CATEGORY:

Demand Deposits	606,110	530,370	108,392	98,421	75,740	14.28
Money Market	332,893	277,327	478,314	339,755	55,566	20.04
Regular Savings	144,385	142,876	101,028	73,657	1,509	1.06
Certificates of Deposit	33,065	33,495	27,589	27,523	(430)	(1.28)
Other non-int deposits	93,563	102,752	64,421	50,553	(9,189)	(8.94)
Total Deposits	1,210,016	1,086,820	779,744	589,909	123,196	11.34



INTEREST INCOME COMPOSITION- Citizens Bank and Trust
(Dollars in Thousands)

As of:	12/31/22	12/31/21	12/31/20	12/31/19	\$ Change 12 MTHS	% Change 12 MTHS
INTEREST INCOME CATEGORY						
Loans	22,658	22,765	22,223	18,769	(107)	(0.47)
Securities	14,785	9,074	6,584	5,968	5,711	62.94
Fed Funds	-	-	-	3	-	NA
Other	279	225	302	618	54	24.00
Total Int Income	37,722	32,064	29,109	25,358	5,658	17.65

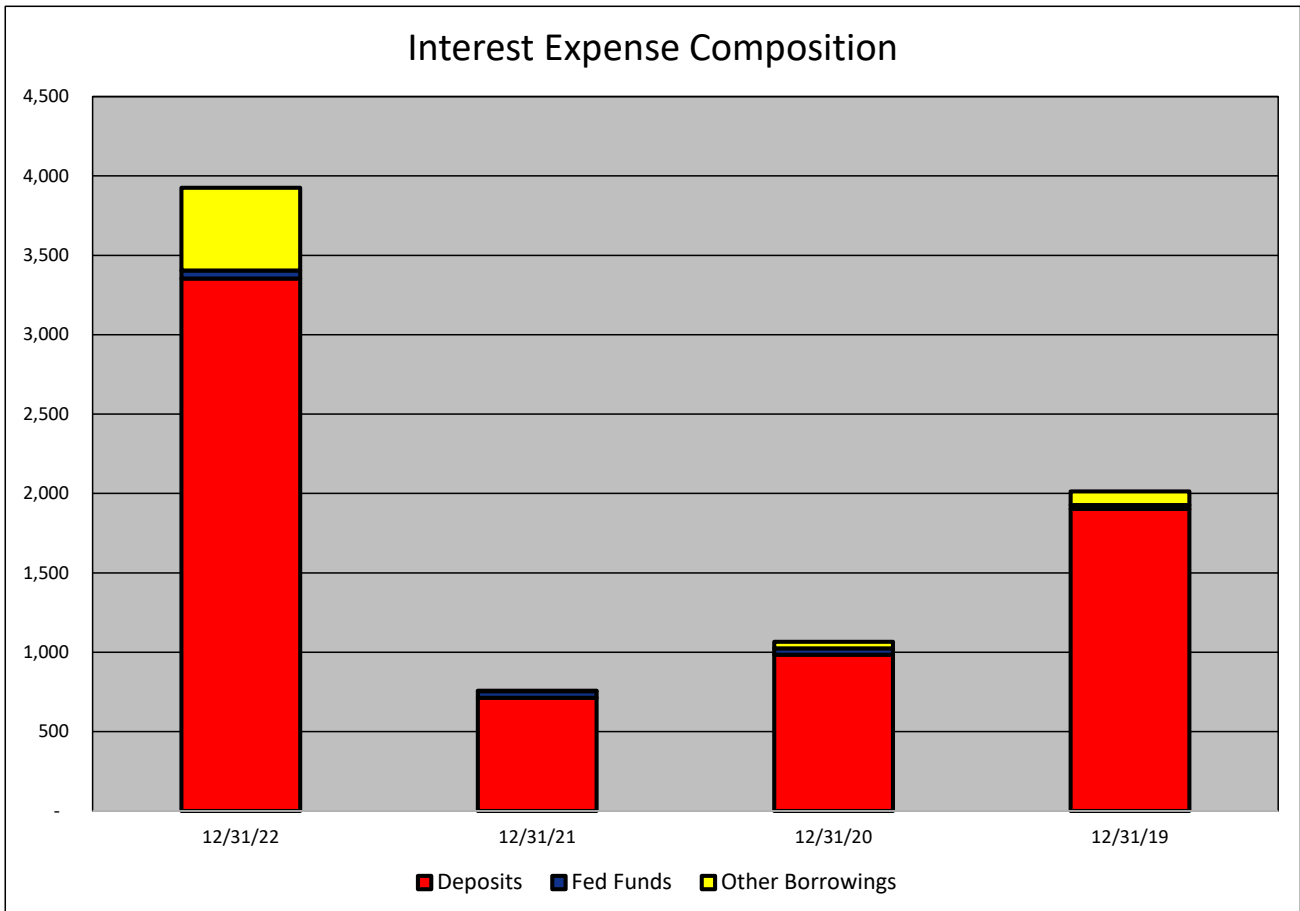


INTEREST EXPENSE COMPOSITION- Citizens Bank and Trust
(Dollars in Thousands)

As of:	12/31/22	12/31/21	12/31/20	12/31/19	\$ Change 12 MTHS	% Change 12 MTHS
--------	----------	----------	----------	----------	----------------------	---------------------

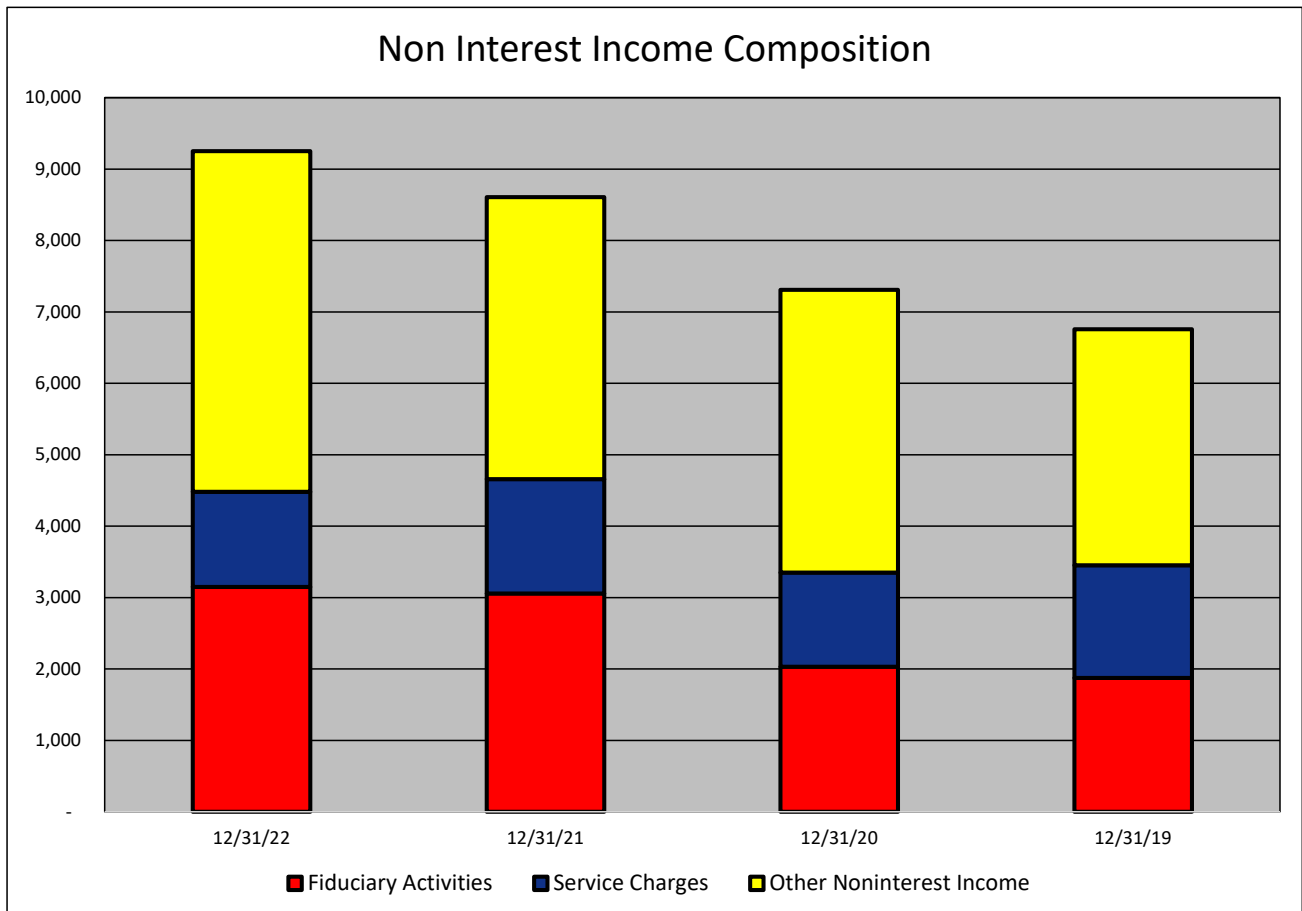
INTEREST EXPENSE CATEGORY

Deposits	3,354	713	984	1,902	2,641	370.41
Fed Funds	51	41	40	25	10	24.39
Other Borrowings	521	3	42	86	518	17,266.67
Total Int Expense	3,926	757	1,066	2,013	3,169	418.63



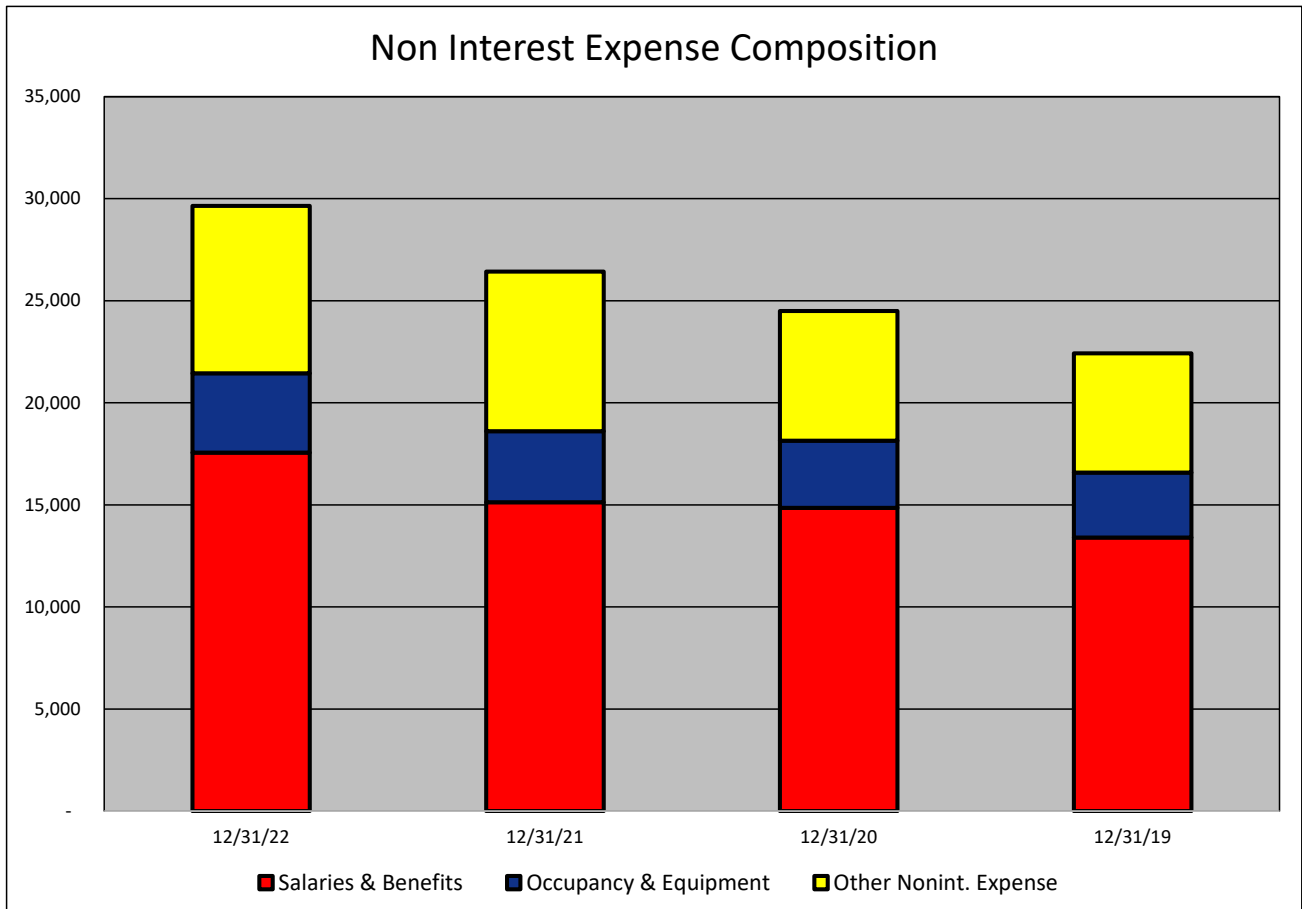
NONINTEREST INCOME COMPOSITION- Citizens Bank and Trust
(Dollars in Thousands)

As of:	12/31/22	12/31/21	12/31/20	12/31/19	\$ Change 12 MTHS	% Change 12 MTHS
NONINTEREST INCOME CATEGORY						
Fiduciary Activities	3,148	3,057	2,030	1,874	91	2.98
Service Charges	1,331	1,602	1,320	1,577	(271)	(16.92)
Other Noninterest Income	4,773	3,948	3,960	3,305	825	20.90
Total Nonint. Income	9,252	8,607	7,310	6,756	645	7.49



NONINTEREST EXPENSE COMPOSITION- Citizens Bank and Trust
(Dollars in Thousands)

As of:	12/31/22	12/31/21	12/31/20	12/31/19	\$ Change 12 MTHS	% Change 12 MTHS
NONINTEREST EXPENSE CATEGORY						
Salaries & Benefits	17,564	15,127	14,853	13,396	2,437	16.11
Occupancy & Equipment	3,877	3,487	3,297	3,182	390	11.18
Other Nonint. Expense	8,207	7,812	6,345	5,852	395	5.06
Total Nonint. Expense	29,648	26,426	24,495	22,430	3,222	12.19



PEER GROUP COMPARISONS REPORT
Central Florida Group

BALANCE SHEET

Institution name	Total Assets \$000		% Change in Assets
	This Year	Last Year	
Cogent Bank	1,476,523	1,076,177	37.20
Sunrise Bank	447,727	373,745	19.79
First Bank	691,261	596,226	15.94
Heartland National Bank	738,123	658,568	12.08
Citizens Bank And Trust	1,324,883	1,214,010	9.13
Surety Bank	216,989	199,684	8.67
United Southern Bank	892,197	847,789	5.24
First National Bank Of Wauchula	89,713	85,600	4.80
Southstate Bank, National Association	43,900,126	41,943,825	4.66
The First National Bank Of Mount Dora	387,221	373,897	3.56
Wauchula State Bank	972,344	944,582	2.94
Axiom Bank, National Association	661,535	651,305	1.57
Crews Bank & Trust	226,132	224,249	0.84
Bank Of Central Florida	961,073	963,095	(0.21)
Mainstreet Community Bank Of Florida	747,614	769,519	(2.85)
Citizens First Bank	3,828,547	3,978,260	(3.76)
Commerce Bank & Trust	151,773	159,803	(5.02)
First Colony Bank Of Florida	295,933	314,151	(5.80)
Winter Park National Bank	713,985	797,240	(10.44)

Select Peer Average	3,090,721	2,956,407	5.18
----------------------------	-----------	-----------	------

PEER GROUP COMPARISONS REPORT
Central Florida Group

BALANCE SHEET

Institution name	Total Loans \$000		% Change in Loans
	This Year	Last Year	
Cogent Bank	1,225,265	824,167	48.67
Sunrise Bank	358,036	250,312	43.04
Bank Of Central Florida	618,424	455,678	35.72
Citizens Bank And Trust	626,902	498,028	25.88
Winter Park National Bank	381,884	303,797	25.70
Southstate Bank, National Association	30,206,830	24,119,889	25.24
Commerce Bank & Trust	110,921	91,503	21.22
Citizens First Bank	1,222,148	1,085,570	12.58
United Southern Bank	340,304	304,829	11.64
Crews Bank & Trust	90,650	83,406	8.69
The First National Bank Of Mount Dora	105,453	97,322	8.35
First Bank	396,949	370,003	7.28
Mainstreet Community Bank Of Florida	466,970	443,952	5.18
First National Bank Of Wauchula	65,345	62,695	4.23
Heartland National Bank	155,056	149,267	3.88
Wauchula State Bank	549,915	533,661	3.05
Axiom Bank, National Association	443,053	444,502	(0.33)
First Colony Bank Of Florida	171,382	177,898	(3.66)
Surety Bank	77,233	80,567	(4.14)

Select Peer Average	1,979,617	1,598,792	14.85
----------------------------	-----------	-----------	-------

PEER GROUP COMPARISONS REPORT
Central Florida Group

CAPITAL RATIOS
For the year ended December 31, 2022

Institution name	Equity/ Assets	Leverage Ratio	Tier 1 Risk- based Ratio	Risk based Capital Ratio	Common Equity Tier 1 Capital Ratio
Axiom Bank, National Association	13.32	13.19	17.63	18.47	17.63
Citizens First Bank	7.41	10.95	16.35	17.16	16.35
Surety Bank	7.12	10.77	22.35	23.35	22.35
The First National Bank Of Mount Dora	6.39	10.62	14.67	15.50	14.67
First National Bank Of Wauchula	8.95	10.43	0.00	0.00	0.00
Wauchula State Bank	9.30	9.63	0.00	0.00	0.00
Mainstreet Community Bank Of Florida	7.42	9.45	0.00	0.00	0.00
Sunrise Bank	8.12	9.44	0.00	0.00	0.00
Southstate Bank, National Association	12.21	9.39	11.80	12.69	11.80
Commerce Bank & Trust	6.10	9.16	12.56	13.81	12.56
Cogent Bank	8.05	8.93	10.19	11.42	10.19
First Colony Bank Of Florida	7.89	8.51	13.17	14.42	13.17
First Bank	7.00	8.48	13.85	15.10	13.85
Crews Bank & Trust	7.52	8.46	19.45	20.72	19.45
Bank Of Central Florida	7.24	8.39	12.33	13.11	12.33
United Southern Bank	2.51	8.35	15.04	16.30	15.04
Heartland National Bank	5.94	7.39	23.89	24.99	23.89
Citizens Bank And Trust	0.24	7.07	12.28	13.12	12.28
Winter Park National Bank	5.53	6.76	10.82	11.77	10.82

Select Peer Average	7.28	9.23	11.91	12.73	11.91
----------------------------	------	------	-------	-------	-------

PEER GROUP COMPARISONS REPORT
Central Florida Group

BALANCE SHEET RATIOS
For the year ended December 31, 2022

Institution name	Loans/ Deposits	Gross Loans/ Assets	Securities/ Assets
Cogent Bank	97.07	82.98	13.24
Sunrise Bank	88.99	79.97	15.82
Southstate Bank, National Association	82.88	68.81	18.25
First National Bank Of Wauchula	81.65	72.84	7.02
Commerce Bank & Trust	80.83	73.08	21.33
Axiom Bank, National Association	78.62	66.97	10.20
Bank Of Central Florida	70.29	64.35	29.59
Mainstreet Community Bank Of Florida	67.90	62.46	29.09
Wauchula State Bank	63.95	56.56	26.01
First Colony Bank Of Florida	63.27	57.91	18.57
First Bank	62.08	57.42	23.04
Winter Park National Bank	57.20	53.49	37.77
Citizens Bank And Trust	51.81	47.32	48.82
Crews Bank & Trust	43.48	40.09	29.50
United Southern Bank	41.89	38.14	47.14
Surety Bank	40.80	35.59	14.31
Citizens First Bank	37.66	31.92	62.79
The First National Bank Of Mount Dora	31.59	27.23	64.99
Heartland National Bank	22.49	21.01	42.41

Select Peer Average	61.29	54.64	29.47
----------------------------	-------	-------	-------

PEER GROUP COMPARISONS REPORT
Central Florida Group

PROFITABILITY RATIOS
For the year ended December 31, 2022

Institution name	Avg Total Assets (\$000)	Return on Avg Assets	Return on Avg Equity
Surety Bank	207,413	3.13	40.83
First Colony Bank Of Florida	304,543	1.84	24.03
Wauchula State Bank	968,592	1.53	15.99
Winter Park National Bank	755,148	1.39	24.94
Citizens First Bank	4,041,376	1.24	16.28
Cogent Bank	1,280,206	1.24	14.73
Sunrise Bank	435,141	1.22	15.03
The First National Bank Of Mount Dora	388,896	1.16	15.52
Southstate Bank, National Association	45,184,001	1.15	9.83
United Southern Bank	855,805	1.10	30.30
Heartland National Bank	718,814	1.07	17.30
Crews Bank & Trust	223,091	1.06	13.38
First Bank	658,618	1.05	14.53
Mainstreet Community Bank Of Florida	784,194	1.03	14.29
Citizens Bank And Trust	1,340,721	0.89	34.48
Bank Of Central Florida	1,040,914	0.86	13.74
Commerce Bank & Trust	177,230	0.69	11.56
First National Bank Of Wauchula	88,300	0.68	7.54
Axiom Bank, National Association	652,981	0.08	0.57

Select Peer Average	3,163,473	1.18	17.62
----------------------------	------------------	-------------	--------------

PEER GROUP COMPARISONS REPORT
Central Florida Group

PROFITABILITY RATIOS
For the year ended December 31, 2022

Institution name	Noninterest Income/AA	Net Overhead Ratio	Efficiency Ratio	Assets (per million) per Employee
Winter Park National Bank	0.07	0.96	39.69	25.50
First Colony Bank Of Florida	0.14	1.46	44.28	16.44
Citizens First Bank	0.67	0.72	45.97	9.55
Heartland National Bank	0.27	0.99	47.14	13.18
Surety Bank	3.35	(0.41)	47.67	5.71
Wauchula State Bank	0.50	1.47	50.40	4.21
Southstate Bank, National Association	0.75	1.35	55.67	8.73
Cogent Bank	0.53	2.15	56.53	8.39
Sunrise Bank	0.10	1.99	56.85	7.85
Bank Of Central Florida	0.19	1.54	59.29	10.33
United Southern Bank	0.59	1.50	59.29	5.95
Mainstreet Community Bank Of Florida	0.34	1.77	59.57	7.26
First Bank	0.64	1.62	60.99	6.91
Crews Bank & Trust	0.52	1.79	67.63	9.83
Citizens Bank And Trust	0.69	1.52	67.77	6.94
The First National Bank Of Mount Dora	1.92	1.50	69.47	4.96
Commerce Bank & Trust	0.23	2.18	75.34	6.90
First National Bank Of Wauchula	0.35	3.59	84.08	3.32
Axiom Bank, National Association	0.95	3.93	109.28	4.38

Select Peer Average	0.67	1.66	60.89	8.76
----------------------------	------	------	-------	------

PEER GROUP COMPARISONS REPORT
Central Florida Group

ASSET QUALITY RATIOS
For the year ended December 31, 2022

Institution name	Reserves/ Loans	Nonperf Loans/ Total Loans	Nonperf Assets/ Total Assets	Adjusted Texas Ratio
Bank Of Central Florida	0.92	0.00	0.00	0.00
Commerce Bank & Trust	1.51	0.00	0.00	0.00
First Colony Bank Of Florida	1.68	0.00	0.00	0.00
Mainstreet Community Bank Of Florida	1.44	0.01	0.00	0.06
Sunrise Bank	1.26	0.00	0.00	0.00
Winter Park National Bank	1.19	0.00	0.00	0.00
Crews Bank & Trust	2.78	0.03	0.01	0.12
Citizens First Bank	1.77	0.12	0.04	0.43
Citizens Bank And Trust	1.08	0.21	0.10	13.13
The First National Bank Of Mount Dora	2.20	0.42	0.12	1.65
United Southern Bank	2.85	0.37	0.14	3.95
First National Bank Of Wauchula	1.30	0.21	0.15	1.54
Heartland National Bank	1.62	0.97	0.21	3.28
Southstate Bank, National Association	1.18	0.36	0.25	2.31
Cogent Bank	1.22	0.35	0.29	3.22
First Bank	1.77	0.66	0.38	4.35
Wauchula State Bank	2.00	0.80	0.45	4.31
Surety Bank	1.27	1.44	0.51	6.75
Axiom Bank, National Association	0.90	0.83	0.58	4.23

Select Peer Average	1.58	0.36	0.17	2.60
----------------------------	------	------	------	------

PEER GROUP COMPARISONS REPORT
Central Florida Group

STATEMENT OF CONDITION (% OF ASSETS)
For the year ended December 31, 2022

Institution name	Cash & Nointerest bearing Deps	Interest- bearing Bal	Fed Funds Sold & Repos	Held to Maturity Secs	Available for Sale Secs
Surety Bank	27.78	18.83	0.00	0.00	14.31
First National Bank Of Wauchula	6.76	9.08	0.00	0.00	7.02
Axiom Bank, National Association	3.57	13.63	0.00	0.00	10.20
First Bank	2.24	12.46	1.45	0.00	23.04
Wauchula State Bank	1.51	15.67	0.00	19.87	6.13
Commerce Bank & Trust	1.37	1.05	0.00	0.00	21.33
Southstate Bank, National Association	1.25	1.45	0.29	6.11	12.13
Mainstreet Community Bank Of Florida	1.19	2.04	0.32	0.00	29.09
Heartland National Bank	0.90	33.23	0.00	0.00	42.41
United Southern Bank	0.84	9.09	0.00	1.35	45.79
Crews Bank & Trust	0.74	28.72	0.00	18.65	10.85
Citizens First Bank	0.71	0.59	0.02	0.00	62.79
Sunrise Bank	0.67	1.69	0.00	1.12	14.70
First Colony Bank Of Florida	0.60	22.77	0.00	10.42	8.15
Winter Park National Bank	0.58	6.19	0.00	22.67	15.10
The First National Bank Of Mount Dora	0.56	0.63	0.00	0.00	64.99
Bank Of Central Florida	0.48	2.16	0.00	0.00	29.59
Citizens Bank And Trust	0.32	1.06	0.00	0.00	48.82
Cogent Bank	0.23	2.83	0.00	0.00	13.24

Select Peer Average	2.75	9.64	0.11	4.22	25.25
----------------------------	------	------	------	------	-------

PEER GROUP COMPARISONS REPORT
Central Florida Group

STATEMENT OF CONDITION (% OF ASSETS)
For the year ended December 31, 2022

Institution name	Net Loans & Leases	Premises & Fixed Assets	Total Real Estate Owned	Intangible Assets
Cogent Bank	81.97	0.42	0.00	0.07
Sunrise Bank	78.96	1.97	0.00	0.01
Commerce Bank & Trust	71.98	0.12	0.00	0.00
First National Bank Of Wauchula	71.89	1.42	0.00	0.00
Southstate Bank, National Association	67.93	1.23	0.00	4.84
Axiom Bank, National Association	66.37	2.75	0.03	0.20
Bank Of Central Florida	63.76	1.36	0.00	0.02
Mainstreet Community Bank Of Florida	61.45	2.33	0.00	0.01
First Colony Bank Of Florida	56.94	0.53	0.00	0.00
First Bank	56.41	2.12	0.00	0.00
Wauchula State Bank	55.42	0.74	0.00	0.00
Winter Park National Bank	52.85	0.45	0.00	0.00
Citizens Bank And Trust	46.80	1.24	0.00	0.00
Crews Bank & Trust	38.97	1.67	0.00	0.00
United Southern Bank	37.06	1.14	0.00	0.00
Surety Bank	35.14	0.93	0.00	0.00
Citizens First Bank	31.09	1.20	0.00	0.35
The First National Bank Of Mount Dora	26.64	1.33	0.00	0.00
Heartland National Bank	20.65	0.53	0.00	0.00

Select Peer Average	53.80	1.24	0.00	0.29
----------------------------	--------------	-------------	-------------	-------------

PEER GROUP COMPARISONS REPORT
Central Florida Group

STATEMENT OF CONDITION (% OF TOTAL FUNDING SOURCES)
For the year ended December 31, 2022

Institution name	Non Interest Bearing Deps	Interest Bearing Deps	Total Deps	Total Fed Funds & Repos	Other Borrowed Money
Crews Bank & Trust	46.14	53.86	100.00	0.00	0.00
Bank Of Central Florida	42.42	57.02	99.43	0.57	0.00
Mainstreet Community Bank Of Florida	41.06	58.94	100.00	0.00	0.00
First Colony Bank Of Florida	40.43	59.57	100.00	0.00	0.00
Sunrise Bank	38.49	60.53	99.02	0.00	0.98
The First National Bank Of Mount Dora	37.85	54.83	92.68	0.00	7.32
Surety Bank	37.72	56.32	94.04	0.00	5.96
Citizens Bank And Trust	37.65	57.73	95.38	2.26	2.36
Wauchula State Bank	37.47	61.34	98.81	1.17	0.03
Southstate Bank, National Association	35.85	62.64	98.49	1.50	0.01
First Bank	35.53	64.47	100.00	0.00	0.00
Cogent Bank	35.52	58.17	93.69	0.00	6.31
Commerce Bank & Trust	33.68	63.87	97.55	2.45	0.00
First National Bank Of Wauchula	33.19	66.81	100.00	0.00	0.00
Winter Park National Bank	30.48	68.79	99.27	0.73	0.00
United Southern Bank	29.02	65.18	94.20	0.00	5.80
Heartland National Bank	26.32	73.68	100.00	0.00	0.00
Axiom Bank, National Association	24.84	75.16	100.00	0.00	0.00
Citizens First Bank	17.55	74.67	92.22	3.35	4.43

Select Peer Average	34.80	62.82	97.62	0.63	1.75
----------------------------	--------------	--------------	--------------	-------------	-------------

PEER GROUP COMPARISONS REPORT
Central Florida Group

YIELDS, COSTS & SPREADS - ASSET YIELDS
For the year ended December 31, 2022

Institution name	Yield on Earning Assets	Cost of Funds	Net Interest Margin	Avg Earning Assets/AA
First National Bank Of Wauchula	5.11	0.36	4.86	88.98
Cogent Bank	4.66	0.84	4.19	100.07
Surety Bank	4.15	0.40	3.84	70.75
Axiom Bank, National Association	4.38	0.87	3.75	93.82
Sunrise Bank	4.11	0.83	3.65	97.90
First Colony Bank Of Florida	3.64	0.23	3.43	98.67
Wauchula State Bank	3.48	0.14	3.40	98.45
Southstate Bank, National Association	3.43	0.16	3.33	90.16
Mainstreet Community Bank Of Florida	3.38	0.16	3.29	97.22
First Bank	3.55	0.52	3.24	94.11
Commerce Bank & Trust	3.40	0.61	3.02	96.99
Crews Bank & Trust	2.97	0.10	2.91	97.87
United Southern Bank	3.01	0.16	2.91	100.39
Bank Of Central Florida	3.12	0.54	2.80	97.06
The First National Bank Of Mount Dora	2.92	0.22	2.80	98.91
Citizens Bank And Trust	2.91	0.52	2.60	96.82
Winter Park National Bank	3.07	0.73	2.58	96.91
Heartland National Bank	2.64	0.27	2.46	97.37
Citizens First Bank	2.50	0.29	2.29	97.39

Select Peer Average	3.50	0.42	3.22	95.25
----------------------------	------	------	------	-------