

Bradesco Bac Florida Bank

Coral Gables, FL

Established
10/12/1973

Florida Bank and Thrift Performance Report

Table of Contents

Title	Page
PEER GROUP POSITION	1
EXECUTIVE SUMMARY	2
SELECTED FINANCIAL DATA	3
SECURITIES COMPOSITION	4
LOAN PORTFOLIO COMPOSITION	5
LOAN PORTFOLIO QUALITY	6
DEPOSIT BASE COMPOSITION	7
INTEREST INCOME COMPOSITION	8
INTEREST EXPENSE COMPOSITION	9
NONINTEREST INCOME COMPOSITION	10
NONINTEREST EXPENSE COMPOSITION	11
PEER GROUP COMPARISONS REPORT	12-22

FLORIDA BANKING TEAM

Robert Brink, Steve Kania, Ted Hacker, David Ajvazi, Michael Squitieri, Erica Hines, Sacha Widmaier, Kristin Moroso, Anthony Hagbartsen, Madeline Bogumil, Lauren Klindt, Phillip Berdeguer, Andrew Joyce, Dylan Frayne, Mai Tran, Meranda Joseph, Patricia Romero, Vanessa Hossler, Adam McCord, Michael Law, Joseph Fazio, Allyson Wiitala, Jacob Ingram, John Leonardi

Information contained herein was obtained from FIS is believed to be reliable however, accuracy is not guaranteed and all peer and state averages are simple averages.

PEER GROUP POSITION

For the

South Florida Group

For the three months ended March 31, 2023

Institution name	Total Assets (\$'000's)
Bankunited, National Association	37,095,206
City National Bank Of Florida	26,204,489
Amerant Bank, National Association	9,478,177
Ocean Bank	5,986,172
Banesco Usa	3,536,417
Bradesco Bac Florida Bank	3,441,876
Banco Do Brasil Americas	2,567,622
U. S. Century Bank	2,163,821
First State Bank Of The Florida Keys	1,223,138
Pacific National Bank	1,171,369
Helm Bank Usa	1,119,555
Grove Bank & Trust	1,115,772
International Finance Bank	972,876
The First National Bank Of South Miami	943,864
Terrabank, National Association	724,228
Intercredit Bank, National Association	558,208
Sunstate Bank	472,054
Interamerican Bank, A Fsb	265,029
Eastern National Bank	218,645
Gulf Atlantic Bank	123,066
Plus International Bank	52,325

Institution name	Return on Avg Assets (%)
Interamerican Bank, A Fsb	2.44
International Finance Bank	1.94
Banco Do Brasil Americas	1.75
Plus International Bank	1.65
Pacific National Bank	1.30
First State Bank Of The Florida Keys	1.26
Ocean Bank	1.21
Helm Bank Usa	1.13
U. S. Century Bank	1.07
Amerant Bank, National Association	0.99
Bradesco Bac Florida Bank	0.99
City National Bank Of Florida	0.89
Bankunited, National Association	0.74
Sunstate Bank	0.66
Banesco Usa	0.58
The First National Bank Of South Miami	0.55
Terrabank, National Association	0.51
Grove Bank & Trust	0.39
Gulf Atlantic Bank	0.15
Intercredit Bank, National Association	(0.03)
Eastern National Bank	(1.63)

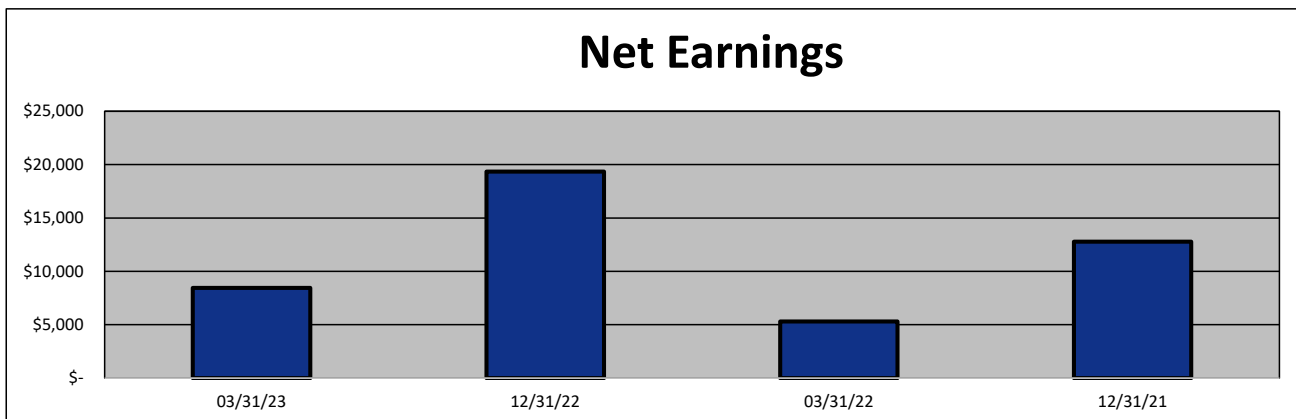
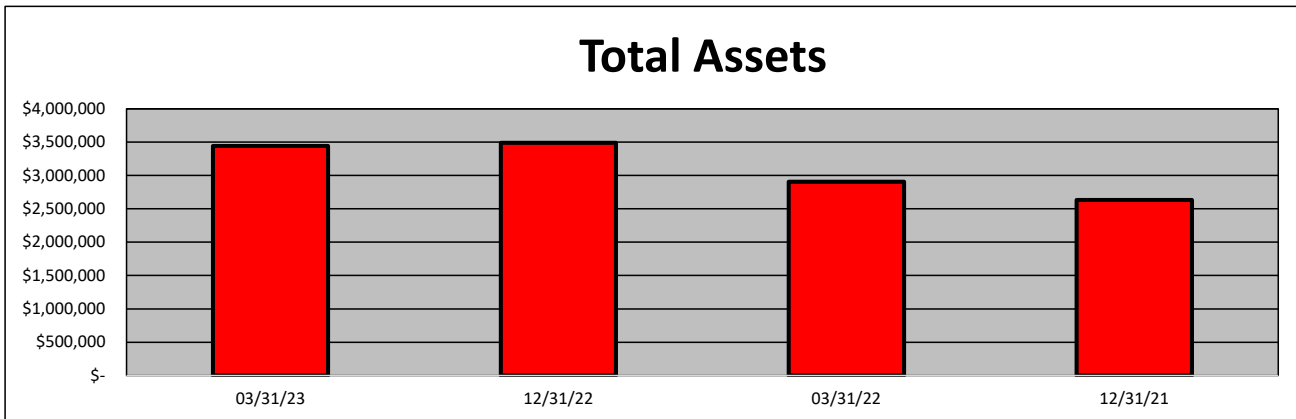
**EXECUTIVE SUMMARY - Bradesco BAC Florida Bank
(Percentage)**

Period Ending	03/31/23	12/31/22	03/31/22	12/31/21	State Avg.	Peer Avg.
CAPITAL RATIOS						
Equity/Assets	8.06	7.79	8.99	9.91	9.92	9.55
Leverage Ratio	8.43	8.82	9.29	10.42	11.01	10.45
Tier 1 Cap/Risk Based Assets	12.39	12.09	15.93	14.95	18.60	16.19
Risk Based Ratio	13.43	13.08	16.98	15.91	19.49	17.22
Common Equity Tier 1 Capital Ratio	12.39	12.09	15.93	14.95	18.60	16.01
BALANCE SHEET RATIOS:						
Loan/Deposit Ratio	95.67	86.42	78.64	85.50	60.06	78.08
Loans/Assets	79.83	76.65	69.49	73.56	49.99	65.11
Securities/Assets	7.20	8.11	11.97	15.52	20.52	19.32
PROFITABILITY:						
Return on Avg Assets	0.99	0.65	0.74	0.56	0.23	0.88
Return on Avg Equity	12.32	7.30	8.13	5.05	6.95	9.89
Nonint Income/Avg Assets	1.18	0.59	0.64	0.53	0.88	0.54
Net Overhead Ratio	0.97	1.62	1.45	1.89	2.15	2.04
Efficiency Ratio	60.15	67.90	66.35	74.34	136.11	69.61
Assets (per million) per Employee	15.10	15.31	13.21	12.30	10.18	10.14
ASSET QUALITY:						
Allowance/Loans	1.11	0.86	0.87	0.87	1.39	1.35
Nonperforming Loans/Total Loans	0.11	0.08	0.11	0.24	0.53	0.50
Nonperforming Assets/Total Assets	0.08	0.06	0.08	0.18	0.32	0.34
Adjusted Texas Ratio	0.94	0.74	0.81	1.71	2.37	2.74
YIELDS & COSTS:						
Yield on earning assets	4.78	3.51	2.78	3.15	2.93	4.65
Cost of funds	3.02	1.06	0.27	0.38	0.30	1.99
Net interest margin	2.52	2.75	2.59	2.84	2.55	2.84
Avg Earning Assets/Avg Assets	95.01	96.62	97.26	95.94	91.48	96.58

SELECTED FINANCIAL DATA - Bradesco BAC Florida Bank
(Dollars in Thousands)

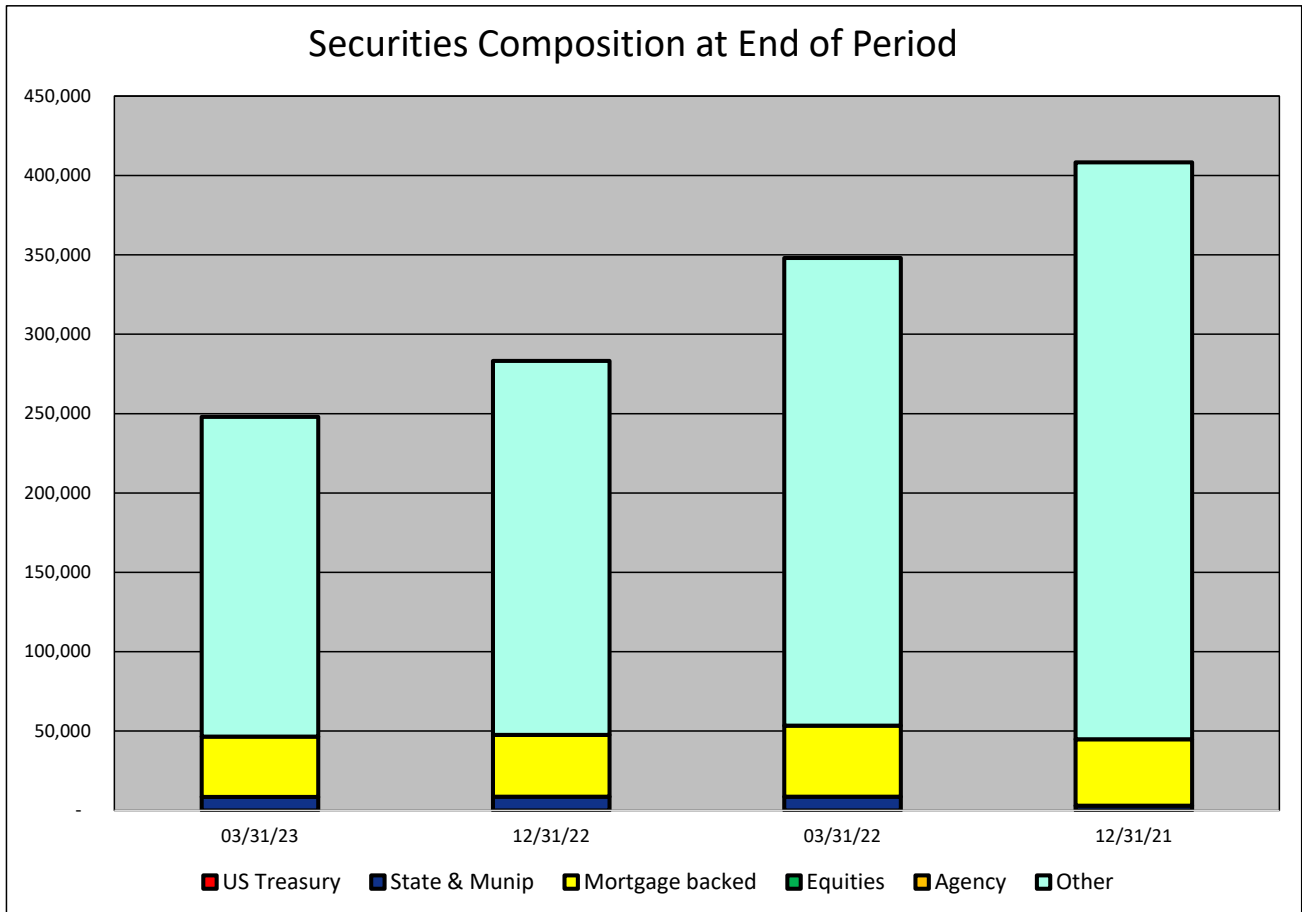
As of:	03/31/23	12/31/22	03/31/22	12/31/21	\$ Change 12 MTHS	% Change 12 MTHS
Total Assets	3,441,876	3,489,838	2,907,288	2,631,291	534,588	18.39
Cash and Equivalents	321,961	387,922	253,649	236,780	68,312	26.93
Securities	247,950	283,187	348,002	408,324	(100,052)	(28.75)
Loans, net	2,747,635	2,674,971	2,020,275	1,935,503	727,360	36.00
Deposit Accounts	2,871,851	3,095,143	2,568,906	2,263,628	302,945	11.79
Fed Funds & Repos	25,000	-	-	-	25,000	NA
Total Equity	277,272	271,909	261,465	260,838	15,807	6.05

Period Ending	03/31/23	12/31/22	03/31/22	12/31/21	\$ Change 12 MTHS	% Change 12 MTHS
Net Earnings	8,456	19,345	5,306	12,789	3,150	59.37
Interest Income	38,921	101,202	19,508	69,580	19,413	99.51
Interest Expense	18,416	21,836	1,354	6,920	17,062	1,260.12
Net Interest Income	20,505	79,366	18,154	62,660	2,351	12.95
Prov for Credit Losses	1,154	5,854	305	2,382	849	278.36
Noninterest income	10,146	17,666	4,646	12,151	5,500	118.38
Gain on Sale of Securities	-	38	9	212	(9)	(100.00)
Noninterest Expense	18,444	65,908	15,133	55,630	3,311	21.88
Net Operating Income	11,053	25,270	7,362	16,799	3,691	50.14
Income Taxes	2,804	5,502	1,881	4,101	923	49.07



SECURITIES COMPOSITION - Bradesco BAC Florida Bank
(Dollars in Thousands)

As of:	03/31/23	12/31/22	03/31/22	12/31/21	\$ Change 12 MTHS	% Change 12 MTHS
SECURITIES CATEGORY:						
US Treasury	-	-	-	-	-	NA
State & Munip	8,589	8,628	8,740	3,000	(151)	(1.73)
Mortgage backed	37,951	38,933	44,751	41,930	(6,800)	(15.20)
Equities	-	-	-	-	-	NA
Agency	-	-	-	-	-	NA
Other	201,410	235,626	294,511	363,394	(93,101)	(31.61)
Total Securities	247,950	283,187	348,002	408,324	(100,052)	(28.75)

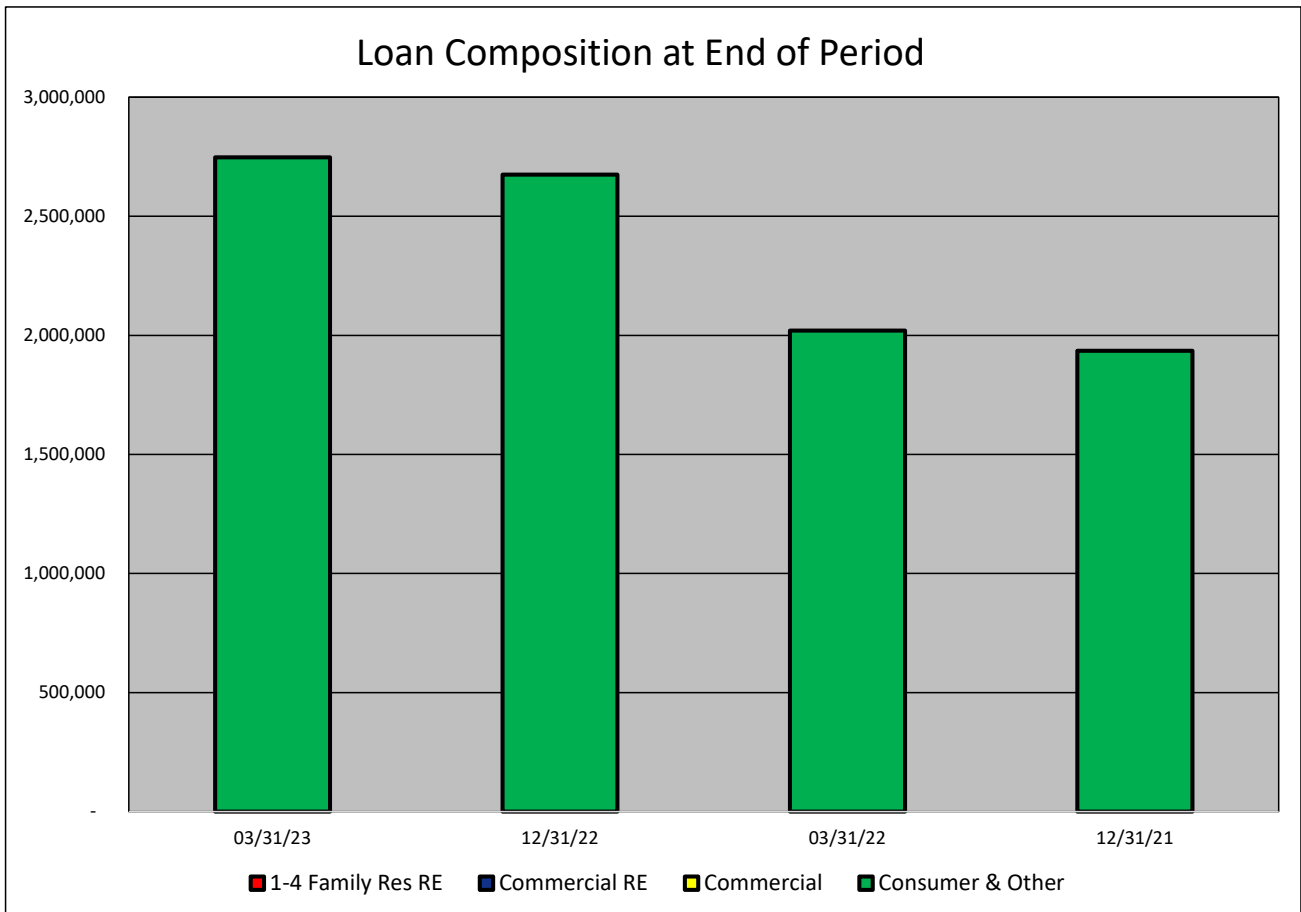


LOAN PORTFOLIO COMPOSITION - Bradesco BAC Florida Bank
(Dollars in Thousands)

As of:	03/31/23	12/31/22	03/31/22	12/31/21	\$ Change 12 MTHS	% Change 12 MTHS
--------	----------	----------	----------	----------	----------------------	---------------------

LOAN CATEGORY:

1-4 Family Res RE	-	-	-	-	-	NA
Commercial RE	-	-	-	-	-	NA
Commercial	-	-	-	-	-	NA
Consumer & Other	2,747,635	2,674,971	2,020,275	1,935,503	727,360	36.00
Loans, Net	<u>2,747,635</u>	<u>2,674,971</u>	<u>2,020,275</u>	<u>1,935,503</u>	<u>727,360</u>	<u>36.00</u>



LOAN PORTFOLIO QUALITY - Bradesco BAC Florida Bank
(Dollars in Thousands)

As of:	03/31/23	12/31/22	03/31/22	12/31/21	\$ Change 12 MTHS	% Change 12 MTHS
--------	----------	----------	----------	----------	----------------------	---------------------

ALLOWANCE FOR CREDIT LOSSES (LOANS):

Beginning Balance	23,040	16,934	16,934	14,417	6,106	36.06
Total Recoveries	127	298	298	287	(171)	(57.38)
Total Charge-offs	-	46	-	152	-	NA
Provision Expense	1,154	5,854	305	2,382	849	278.36
Writedown Transfer Loans HFS	-	-	-	-	-	NA
Adjustments	6,233	-	-	-	6,233	NA
Ending Balance	30,555	23,040	17,537	16,934	13,018	74.23

NON-PERFORMING ASSETS:

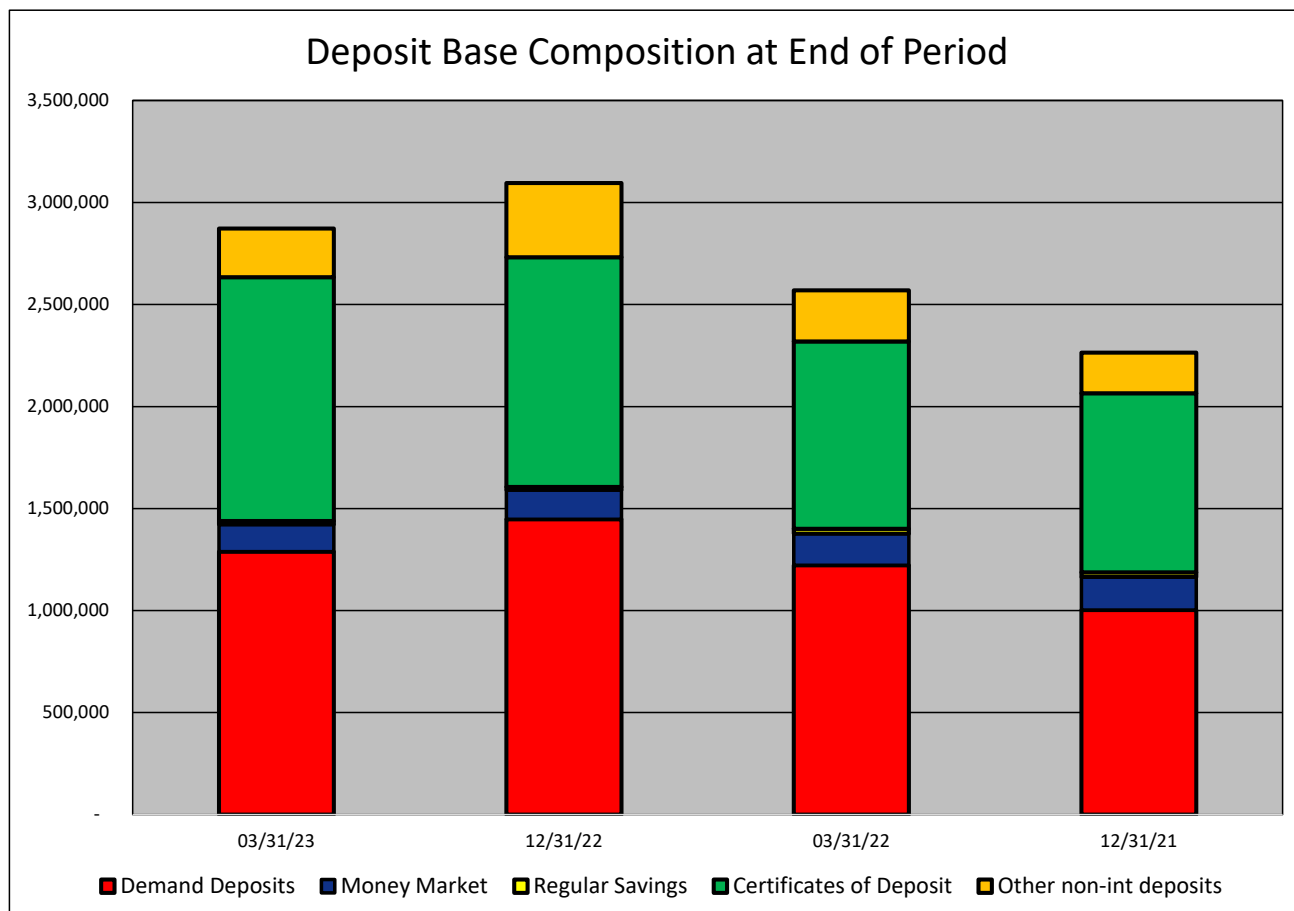
Total-90+ Days Past Due	-	-	-	-	-	NA
Total-Nonaccrual	2,891	2,180	2,250	4,654	641	28.49
Foreclosed Real Estate	-	-	-	84	-	NA
Total Non-perf Assets	2,891	2,180	2,250	4,738	641	28.49

DEPOSIT BASE COMPOSITION - Bradesco BAC Florida Bank
(Dollars in Thousands)

As of:	03/31/23	12/31/22	03/31/22	12/31/21	\$ Change 12 MTHS	% Change 12 MTHS
--------	----------	----------	----------	----------	----------------------	---------------------

DEPOSIT BASE CATEGORY:

Demand Deposits	1,288,311	1,447,895	1,222,199	1,002,446	66,112	5.41
Money Market	134,404	144,106	154,816	162,797	(20,412)	(13.18)
Regular Savings	16,060	14,060	23,699	21,962	(7,639)	(32.23)
Certificates of Deposit	1,194,602	1,126,059	917,902	878,249	276,700	30.14
Other non-int deposits	238,474	363,023	250,290	198,174	(11,816)	(4.72)
Total Deposits	2,871,851	3,095,143	2,568,906	2,263,628	302,945	11.79

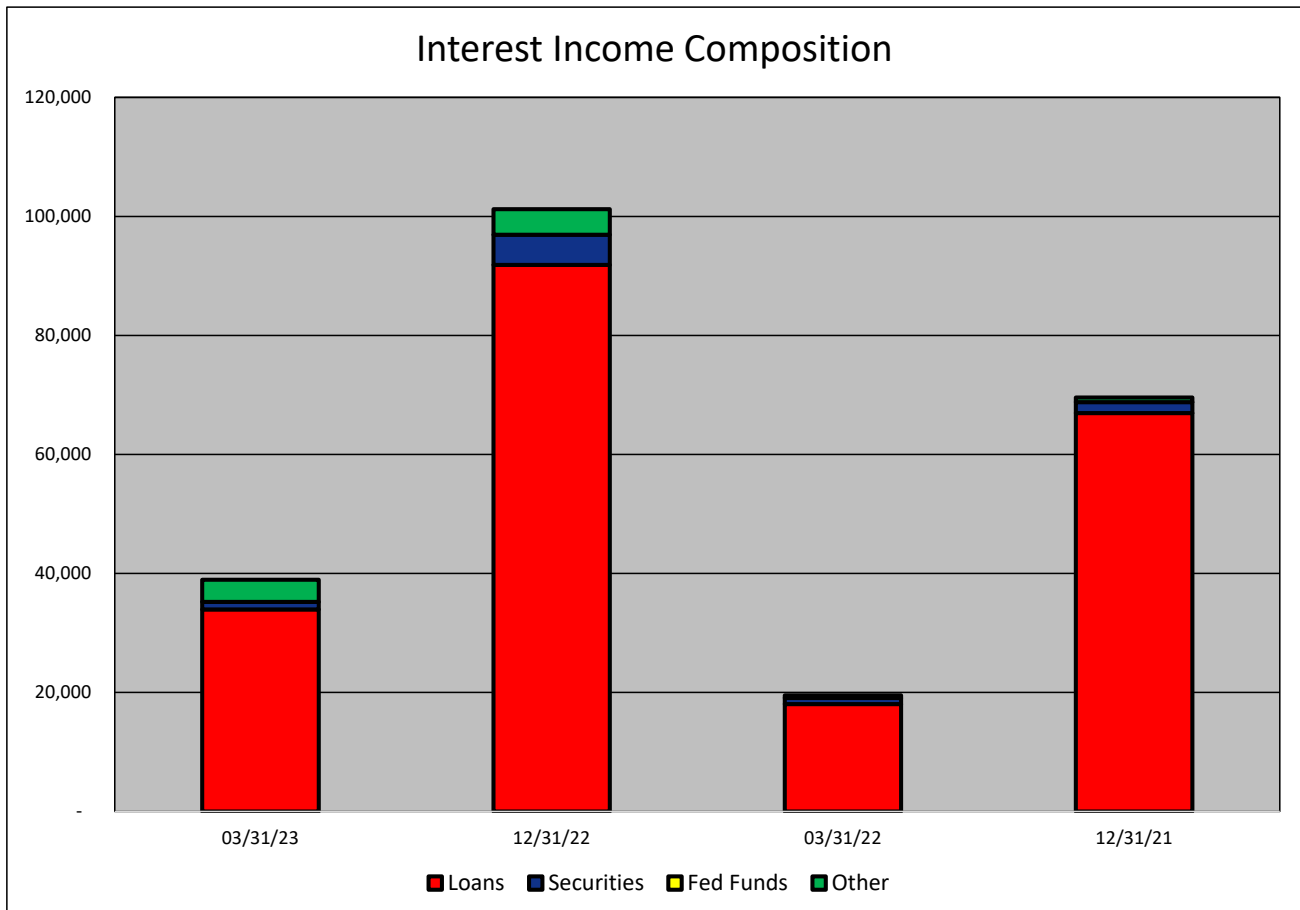


INTEREST INCOME COMPOSITION- Bradesco BAC Florida Bank
(Dollars in Thousands)

As of:	03/31/23	12/31/22	03/31/22	12/31/21	\$ Change 12 MTHS	% Change 12 MTHS
--------	----------	----------	----------	----------	----------------------	---------------------

INTEREST INCOME CATEGORY

Loans	33,934	91,858	18,056	66,939	15,878	87.94
Securities	1,272	5,056	996	1,870	276	27.71
Fed Funds	-	-	-	-	-	NA
Other	3,715	4,288	456	771	3,259	714.69
Total Int Income	38,921	101,202	19,508	69,580	19,413	99.51

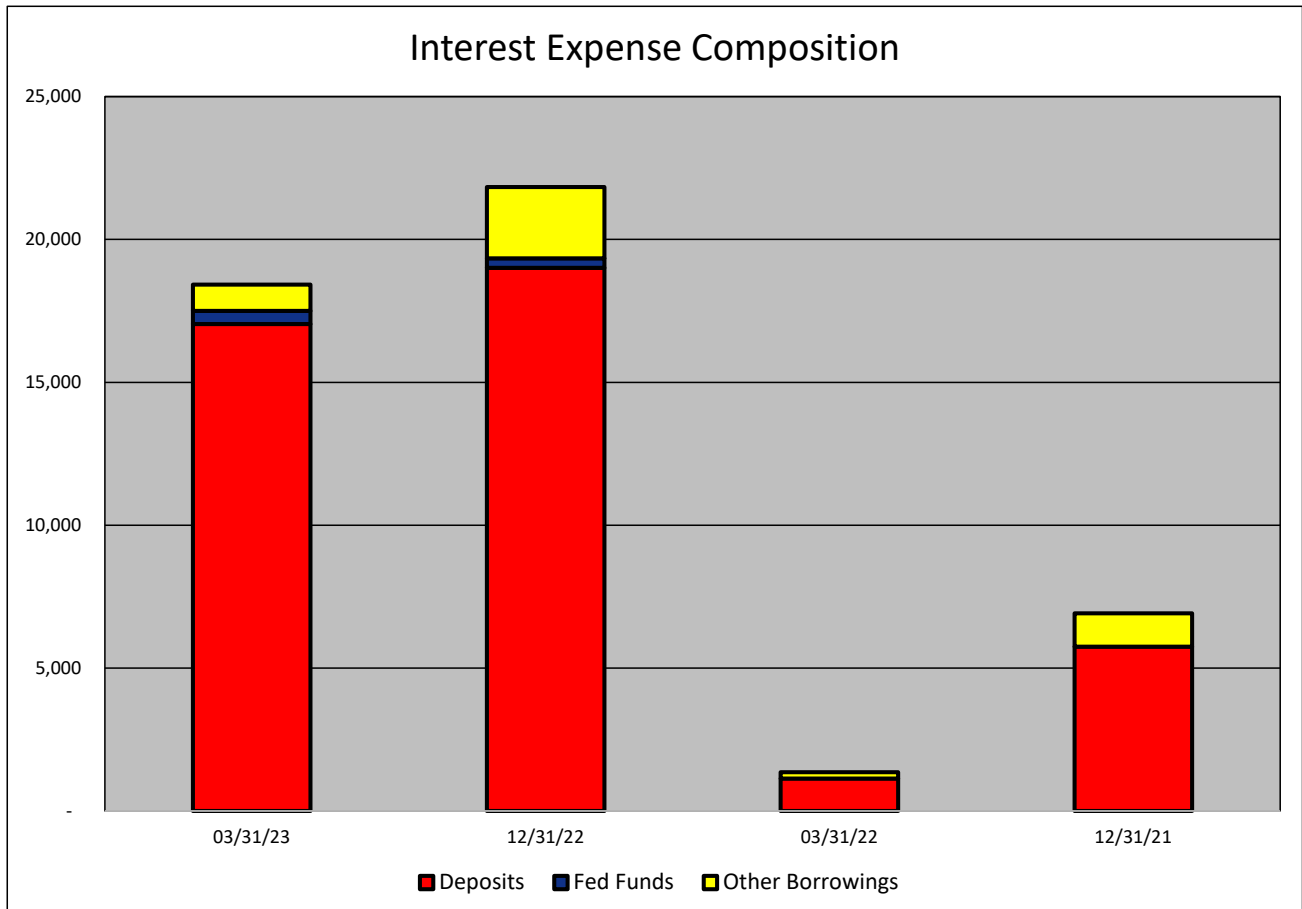


INTEREST EXPENSE COMPOSITION- Bradesco BAC Florida Bank
(Dollars in Thousands)

As of:	03/31/23	12/31/22	03/31/22	12/31/21	\$ Change 12 MTHS	% Change 12 MTHS
--------	----------	----------	----------	----------	----------------------	---------------------

INTEREST EXPENSE CATEGORY

Deposits	17,042	19,004	1,136	5,753	15,906	1,400.18
Fed Funds	458	332	-	-	458	NA
Other Borrowings	916	2,500	218	1,167	698	320.18
Total Int Expense	18,416	21,836	1,354	6,920	17,062	1,260.12

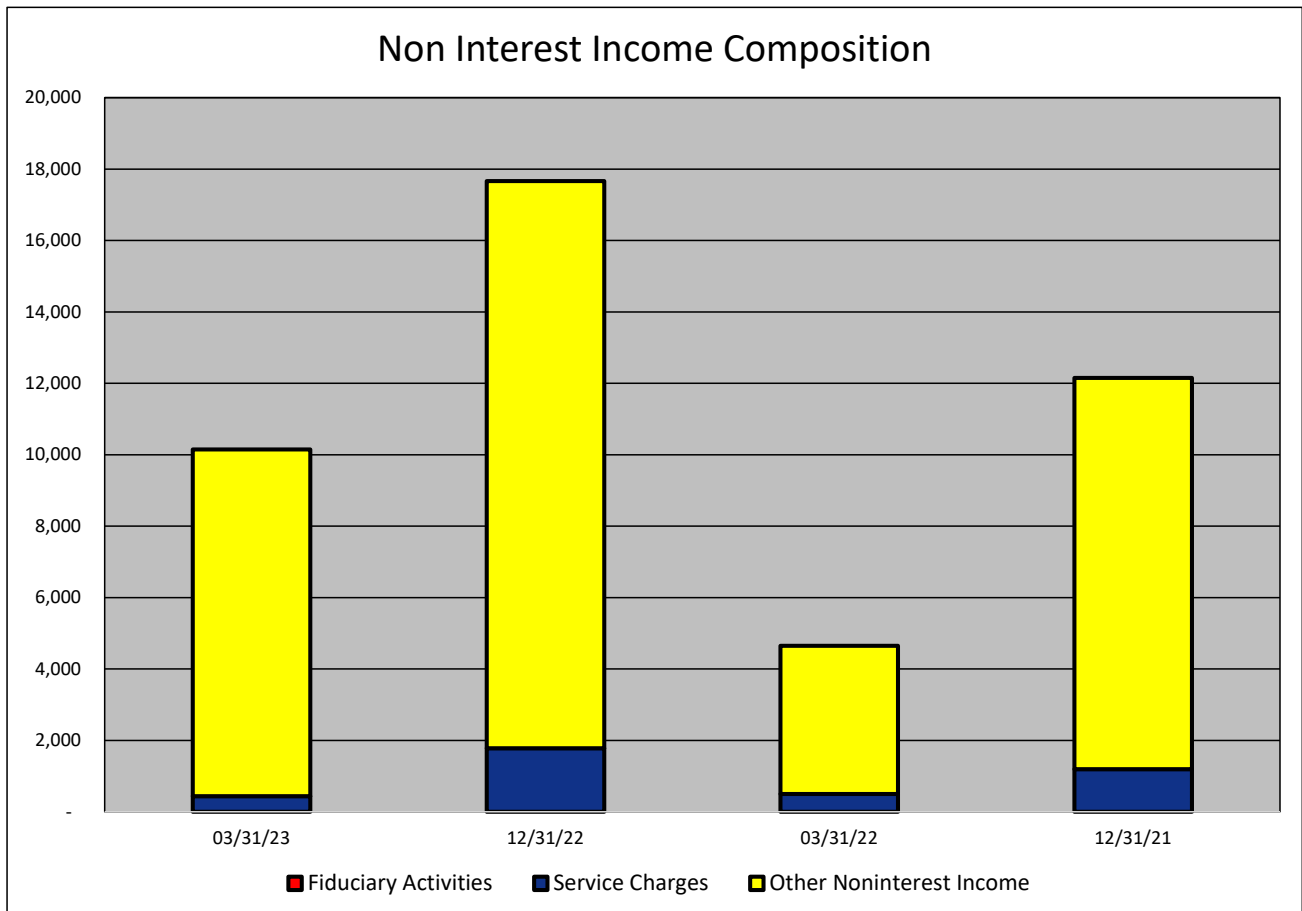


NONINTEREST INCOME COMPOSITION- Bradesco BAC Florida Bank
(Dollars in Thousands)

As of:	03/31/23	12/31/22	03/31/22	12/31/21	\$ Change 12 MTHS	% Change 12 MTHS
--------	----------	----------	----------	----------	----------------------	---------------------

NONINTEREST INCOME CATEGORY

Fiduciary Activities	-	-	-	-	-	NA
Service Charges	436	1,781	495	1,190	(59)	(11.92)
Other Noninterest Income	9,710	15,885	4,151	10,961	5,559	133.92
Total Nonint. Income	10,146	17,666	4,646	12,151	5,500	118.38

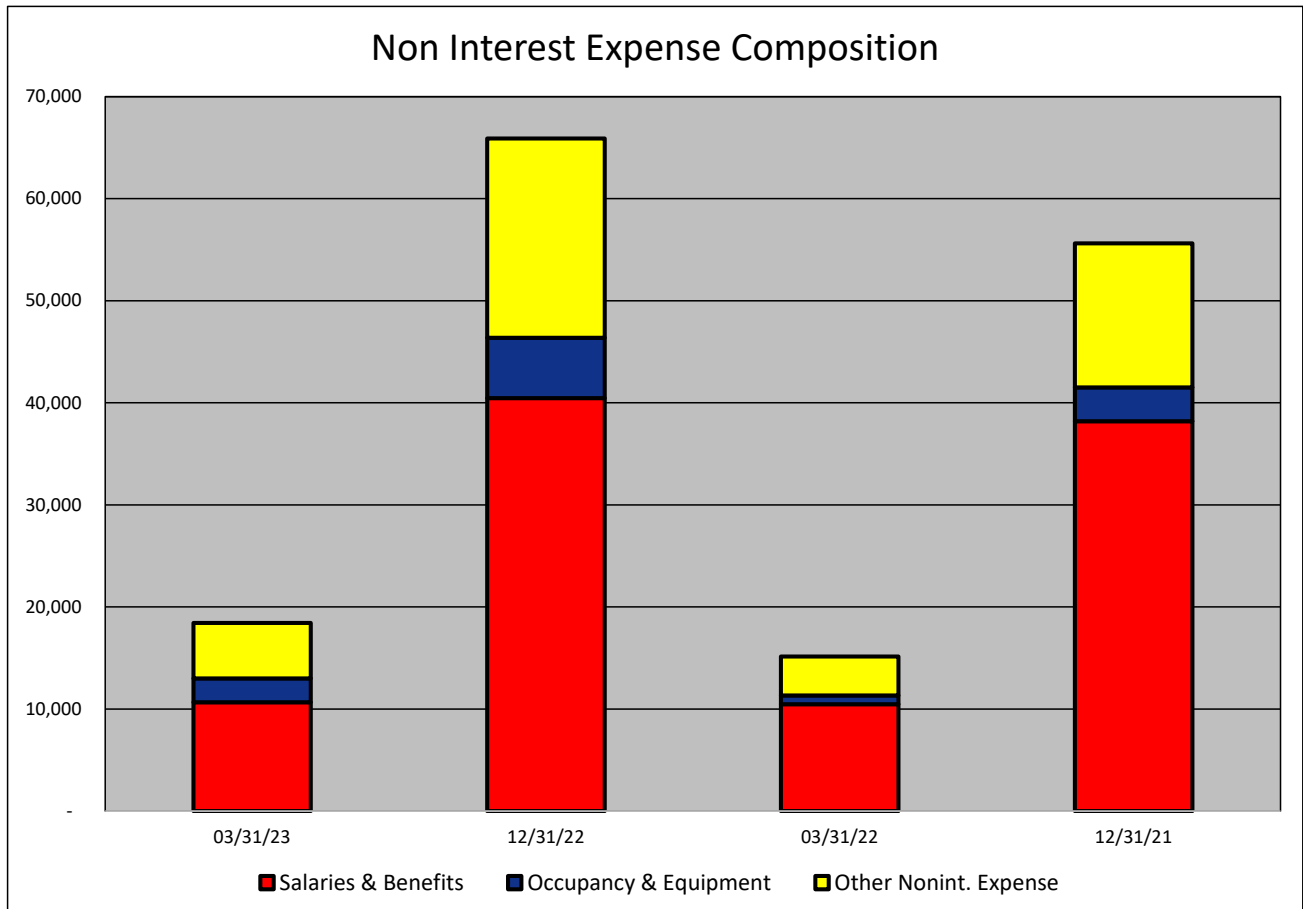


NONINTEREST EXPENSE COMPOSITION- Bradesco BAC Florida Bank
(Dollars in Thousands)

As of:	03/31/23	12/31/22	03/31/22	12/31/21	\$ Change 12 MTHS	% Change 12 MTHS
--------	----------	----------	----------	----------	----------------------	---------------------

NONINTEREST EXPENSE CATEGORY

Salaries & Benefits	10,658	40,458	10,480	38,206	178	1.70
Occupancy & Equipment	2,331	5,911	841	3,306	1490	177.17
Other Nonint. Expense	5,455	19,539	3,812	14,118	1643	43.10
Total Nonint. Expense	18,444	65,908	15,133	55,630	3311	21.88



PEER GROUP COMPARISONS REPORT
South Florida Group

BALANCE SHEET

Institution name	Total Assets \$000		% Change in Assets
	This Year	Last Year	
Banco Do Brasil Americas	2,567,622	1,017,077	152.45
Banesco Usa	3,536,417	2,417,106	46.31
Gulf Atlantic Bank	123,066	87,808	40.15
Amerant Bank, National Association	9,478,177	7,769,927	21.99
City National Bank Of Florida	26,204,489	22,101,038	18.57
Intercredit Bank, National Association	558,208	471,447	18.40
Bradesco Bac Florida Bank	3,441,876	2,907,288	18.39
Ocean Bank	5,986,172	5,367,008	11.54
Terrabank, National Association	724,228	656,532	10.31
U. S. Century Bank	2,163,821	1,967,252	9.99
Pacific National Bank	1,171,369	1,088,352	7.63
International Finance Bank	972,876	949,328	2.48
Bankunited, National Association	37,095,206	36,202,653	2.47
Interamerican Bank, A Fsb	265,029	273,648	(3.15)
Helm Bank Usa	1,119,555	1,181,139	(5.21)
First State Bank Of The Florida Keys	1,223,138	1,300,198	(5.93)
Sunstate Bank	472,054	512,230	(7.84)
Grove Bank & Trust	1,115,772	1,219,973	(8.54)
The First National Bank Of South Miami	943,864	1,057,899	(10.78)
Eastern National Bank	218,645	259,773	(15.83)
Plus International Bank	52,325	78,741	(33.55)

Select Peer Average	4,734,948	4,232,687	12.85
----------------------------	------------------	------------------	--------------

PEER GROUP COMPARISONS REPORT
South Florida Group

BALANCE SHEET

Institution name	Total Loans \$000		% Change in Loans
	This Year	Last Year	
Gulf Atlantic Bank	89,386	48,419	84.61
Banco Do Brasil Americas	912,807	572,612	59.41
Banesco Usa	2,510,606	1,729,740	45.14
Bradesco Bac Florida Bank	2,747,635	2,020,275	36.00
Terrabank, National Association	440,132	336,104	30.95
U. S. Century Bank	1,580,394	1,258,388	25.59
Amerant Bank, National Association	7,115,035	5,721,177	24.36
Pacific National Bank	775,313	624,407	24.17
Ocean Bank	4,783,306	3,936,151	21.52
City National Bank Of Florida	17,060,731	14,177,457	20.34
Intercredit Bank, National Association	432,801	360,530	20.05
The First National Bank Of South Miami	605,976	518,839	16.79
First State Bank Of The Florida Keys	839,536	720,833	16.47
International Finance Bank	856,266	753,449	13.65
Helm Bank Usa	489,622	434,860	12.59
Interamerican Bank, A Fsb	177,037	162,407	9.01
Bankunited, National Association	24,892,894	23,370,029	6.52
Grove Bank & Trust	424,266	401,521	5.66
Sunstate Bank	221,166	213,042	3.81
Eastern National Bank	132,461	162,623	(18.55)
Plus International Bank	34,927	43,197	(19.14)

Select Peer Average	3,196,300	2,741,241	20.90
----------------------------	-----------	-----------	-------

PEER GROUP COMPARISONS REPORT
South Florida Group

CAPITAL RATIOS
For the three months ended March 31, 2023

Institution name	Equity/ Assets	Leverage Ratio	Tier 1 Risk- based Ratio	Risk based Capital Ratio	Common Equity Tier 1 Capital Ratio
Plus International Bank	23.43	22.46	44.22	45.08	44.22
BanESCO USA	11.54	14.59	0.00	0.00	0.00
Interamerican Bank, A Fsb	12.40	12.48	21.32	22.60	21.32
Sunstate Bank	12.66	11.53	13.95	14.58	13.95
Grove Bank & Trust	11.12	11.26	23.50	24.76	23.50
Pacific National Bank	10.32	10.66	16.89	17.67	16.89
Ocean Bank	9.25	9.91	11.46	12.71	11.46
First State Bank Of The Florida Keys	7.48	9.85	15.70	16.95	15.70
Helm Bank USA	6.84	9.64	29.04	30.30	29.04
Intercredit Bank, National Association	7.54	9.62	13.03	14.28	13.03
International Finance Bank	9.06	9.35	11.41	12.61	11.41
U. S. Century Bank	8.44	9.30	11.96	13.12	11.96
City National Bank Of Florida	8.18	9.25	12.72	13.54	12.72
The First National Bank Of South Miami	8.07	9.25	14.15	15.40	14.15
Amerant Bank, National Association	8.47	9.19	11.04	12.15	11.04
Gulf Atlantic Bank	7.94	9.05	10.87	11.74	10.87
Terrabank, National Association	6.09	8.70	14.93	16.34	11.21
BankUnited, National Association	7.85	8.58	12.52	13.11	12.52
Bradesco Bac Florida Bank	8.06	8.43	12.39	13.43	12.39
Eastern National Bank	8.53	8.36	12.92	14.18	12.92
Banco Do Brasil Americas	7.36	7.91	25.88	27.14	25.88

Select Peer Average	9.55	10.45	16.19	17.22	16.01
----------------------------	------	-------	-------	-------	-------

PEER GROUP COMPARISONS REPORT
South Florida Group

BALANCE SHEET RATIOS
For the three months ended March 31, 2023

Institution name	Loans/ Deposits	Gross Loans/ Assets	Securities/ Assets
International Finance Bank	97.97	88.01	7.86
Amerant Bank, National Association	96.75	75.07	13.54
Bankunited, National Association	95.83	67.11	25.51
Bradesco Bac Florida Bank	95.67	79.83	7.20
Ocean Bank	95.16	79.91	13.38
Intercredit Bank, National Association	92.48	77.53	18.79
Banesco Usa	91.54	70.99	12.38
Plus International Bank	87.87	66.75	1.24
U. S. Century Bank	85.89	73.04	19.22
Gulf Atlantic Bank	85.84	72.63	14.36
Pacific National Bank	80.99	66.19	20.32
City National Bank Of Florida	77.26	65.11	27.52
Interamerican Bank, A Fsb	77.02	66.80	0.00
First State Bank Of The Florida Keys	77.01	68.64	29.52
The First National Bank Of South Miami	73.68	64.20	25.29
Terrabank, National Association	70.75	60.77	32.30
Eastern National Bank	68.26	60.58	0.70
Sunstate Bank	57.55	46.85	23.14
Helm Bank Usa	47.21	43.73	42.42
Grove Bank & Trust	45.92	38.02	43.81
Banco Do Brasil Americas	38.97	35.55	27.29

Select Peer Average	78.08	65.11	19.32
----------------------------	-------	-------	-------

PEER GROUP COMPARISONS REPORT
South Florida Group

PROFITABILITY RATIOS
For the three months ended March 31, 2023

Institution name	Avg Total Assets (\$000)	Return on Avg Assets	Return on Avg Equity
Interamerican Bank, A Fsb	263,398	2.44	20.07
International Finance Bank	983,168	1.94	22.11
Banco Do Brasil Americas	2,402,322	1.75	26.06
Plus International Bank	54,569	1.65	7.41
Pacific National Bank	1,186,672	1.30	13.09
First State Bank Of The Florida Keys	1,230,211	1.26	17.39
Ocean Bank	5,962,536	1.21	13.36
Helm Bank Usa	1,160,103	1.13	18.62
U. S. Century Bank	2,169,296	1.07	12.77
Amerant Bank, National Association	9,381,911	0.99	11.82
Bradesco Bac Florida Bank	3,429,004	0.99	12.32
City National Bank Of Florida	26,373,004	0.89	11.23
Bankunited, National Association	37,557,573	0.74	9.72
Sunstate Bank	472,608	0.66	5.25
Banesco Usa	3,162,602	0.58	4.53
The First National Bank Of South Miami	986,777	0.55	7.36
Terrabank, National Association	731,804	0.51	8.74
Grove Bank & Trust	1,143,693	0.39	3.59
Gulf Atlantic Bank	122,420	0.15	1.91
Intercredit Bank, National Association	559,590	(0.03)	(0.36)
Eastern National Bank	224,377	(1.63)	(19.22)

Select Peer Average	4,740,840	0.88	9.89
----------------------------	-----------	------	------

PEER GROUP COMPARISONS REPORT
South Florida Group

PROFITABILITY RATIOS
For the three months ended March 31, 2023

Institution name	Noninterest Income/AA	Net Overhead Ratio	Efficiency Ratio	Assets (per million) per Employee
Banco Do Brasil Americas	0.37	1.40	40.78	11.31
Pacific National Bank	0.33	1.21	44.51	12.08
International Finance Bank	0.61	1.93	48.75	8.39
City National Bank Of Florida	0.32	1.01	52.59	25.74
Amerant Bank, National Association	1.26	1.44	55.59	13.13
U. S. Century Bank	0.39	1.49	56.26	11.04
Bankunited, National Association	0.31	1.33	56.91	22.66
Interamerican Bank, A Fsb	1.54	1.80	57.79	3.73
Helm Bank Usa	0.47	1.94	58.29	9.18
Bradesco Bac Florida Bank	1.18	0.97	60.15	15.10
Ocean Bank	0.41	2.09	60.43	9.22
First State Bank Of The Florida Keys	0.38	1.86	64.73	7.41
Banesco Usa	0.43	1.81	66.81	11.33
The First National Bank Of South Miami	0.46	1.90	71.30	8.21
Sunstate Bank	0.56	2.06	74.75	7.49
Terrabank, National Association	0.71	1.80	74.98	6.35
Grove Bank & Trust	0.82	1.72	84.14	10.24
Gulf Atlantic Bank	0.15	3.07	89.68	5.35
Intercredit Bank, National Association	0.21	2.38	95.24	6.65
Plus International Bank	0.17	5.01	96.98	4.76
Eastern National Bank	0.29	4.54	151.23	3.58

Select Peer Average	0.54	2.04	69.61	10.14
----------------------------	------	------	-------	-------

PEER GROUP COMPARISONS REPORT
South Florida Group

ASSET QUALITY RATIOS
For the three months ended March 31, 2023

Institution name	Allowance/ Loans	Nonperf Loans/ Total Loans	Nonperf Assets/ Total Assets	Adjusted Texas Ratio
Grove Bank & Trust	2.20	0.00	0.00	0.00
Gulf Atlantic Bank	0.85	0.00	0.00	0.00
Pacific National Bank	0.70	0.00	0.00	0.00
U. S. Century Bank	1.20	0.03	0.02	0.24
Ocean Bank	1.49	0.06	0.05	0.46
Bradesco Bac Florida Bank	1.11	0.11	0.08	0.94
Sunstate Bank	1.10	0.19	0.09	0.77
Terrabank, National Association	1.35	0.15	0.09	1.33
Banco Do Brasil Americas	1.36	0.36	0.13	1.73
First State Bank Of The Florida Keys	1.19	0.26	0.18	2.16
City National Bank Of Florida	0.84	0.29	0.19	2.26
Banesco Usa	1.20	0.30	0.23	1.83
Eastern National Bank	2.16	0.43	0.26	2.67
International Finance Bank	1.22	0.35	0.31	3.11
The First National Bank Of South Miami	1.53	0.49	0.31	3.46
Interamerican Bank, A Fsb	2.93	0.65	0.43	3.01
Amerant Bank, National Association	1.19	0.31	0.51	5.44
Helm Bank Usa	1.72	1.23	0.54	7.06
Intercredit Bank, National Association	1.64	0.95	0.76	8.58
Plus International Bank	0.65	2.22	1.48	6.21
Bankunited, National Association	0.64	2.22	1.50	6.31

Select Peer Average	1.35	0.50	0.34	2.74
----------------------------	------	------	------	------

PEER GROUP COMPARISONS REPORT
South Florida Group

STATEMENT OF CONDITION (% OF ASSETS)
For the three months ended March 31, 2023

Institution name	Cash & Nointerest bearing Deps	Interest- bearing Bal	Fed Funds Sold & Repos	Held to Maturity Secs	Available for Sale Secs
Eastern National Bank	26.04	7.29	0.00	0.00	0.70
Plus International Bank	5.79	1.32	24.44	1.24	0.00
Bradesco Bac Florida Bank	1.61	7.74	0.00	1.06	6.04
Helm Bank Usa	1.51	11.21	0.00	0.00	42.34
Terrabank, National Association	0.95	2.25	0.00	0.00	32.23
Sunstate Bank	0.85	8.69	15.61	0.00	23.14
Amerant Bank, National Association	0.77	4.34	0.00	2.52	11.01
Banesco Usa	0.75	12.57	0.00	6.11	6.22
Pacific National Bank	0.74	8.99	0.00	0.00	20.32
City National Bank Of Florida	0.72	1.56	0.00	11.44	15.94
Grove Bank & Trust	0.72	13.35	0.00	26.09	17.39
Ocean Bank	0.64	2.20	0.00	2.85	10.50
The First National Bank Of South Miami	0.58	8.61	0.00	1.71	23.58
First State Bank Of The Florida Keys	0.56	0.13	0.00	8.24	21.28
Gulf Atlantic Bank	0.54	5.26	0.00	2.32	12.04
Interamerican Bank, A Fsb	0.47	32.53	0.00	0.00	0.00
Intercredit Bank, National Association	0.29	2.43	0.00	0.00	18.79
U. S. Century Bank	0.26	2.66	0.00	8.62	10.60
Banco Do Brasil Americas	0.25	35.76	0.10	0.00	27.29
International Finance Bank	0.15	3.40	0.00	1.65	5.98
Bankunited, National Association	0.04	2.39	0.00	0.03	25.49

Select Peer Average	2.11	8.32	1.91	3.52	15.76
----------------------------	-------------	-------------	-------------	-------------	--------------

PEER GROUP COMPARISONS REPORT
South Florida Group

STATEMENT OF CONDITION (% OF ASSETS)
For the three months ended March 31, 2023

Institution name	Net Loans & Leases	Premises & Fixed Assets	Total Real Estate Owned	Intangible Assets
International Finance Bank	86.94	0.71	0.00	0.09
Bradesco Bac Florida Bank	78.94	0.34	0.00	0.02
Ocean Bank	78.71	1.26	0.00	0.02
Intercredit Bank, National Association	76.26	0.58	0.02	0.00
Amerant Bank, National Association	73.49	1.71	0.21	0.24
U. S. Century Bank	72.16	0.87	0.00	0.00
Gulf Atlantic Bank	72.02	4.69	0.00	0.00
Banesco Usa	70.14	0.81	0.01	0.00
First State Bank Of The Florida Keys	67.82	0.99	0.00	0.00
Bankunited, National Association	66.68	0.35	0.01	0.22
Plus International Bank	66.31	0.06	0.00	0.00
Pacific National Bank	65.72	2.60	0.00	0.03
Interamerican Bank, A Fsb	64.84	1.38	0.00	0.00
City National Bank Of Florida	64.31	0.29	0.00	0.50
The First National Bank Of South Miami	63.22	0.70	0.00	0.00
Terrabank, National Association	59.96	0.93	0.00	0.00
Eastern National Bank	59.28	2.41	0.00	0.00
Sunstate Bank	46.33	1.29	0.00	1.76
Helm Bank Usa	42.98	0.03	0.00	0.00
Grove Bank & Trust	37.19	1.39	0.00	0.00
Banco Do Brasil Americas	35.07	0.21	0.00	0.41

Select Peer Average	64.21	1.12	0.01	0.16
----------------------------	-------	------	------	------

PEER GROUP COMPARISONS REPORT
South Florida Group

STATEMENT OF CONDITION (% OF TOTAL FUNDING SOURCES)
For the three months ended March 31, 2023

Institution name	Non Interest Bearing Deps	Interest Bearing Deps	Total Deps	Total Fed Funds & Repos	Other Borrowed Money
Banco Do Brasil Americas	62.58	37.32	99.90	0.00	0.10
International Finance Bank	62.36	37.64	100.00	0.00	0.00
Helm Bank Usa	58.76	41.24	100.00	0.00	0.00
Terrabank, National Association	58.16	34.26	92.42	0.00	7.58
Plus International Bank	41.76	58.24	100.00	0.00	0.00
First State Bank Of The Florida Keys	39.19	57.77	96.96	2.05	0.99
Ocean Bank	37.32	56.61	93.93	0.00	6.07
Sunstate Bank	34.65	59.24	93.89	0.00	6.11
Grove Bank & Trust	33.02	60.74	93.76	1.16	5.07
U. S. Century Bank	32.82	61.06	93.88	0.00	6.12
Banesco Usa	30.26	58.67	88.94	9.73	1.34
Bradesco Bac Florida Bank	28.32	64.21	92.53	0.81	6.66
City National Bank Of Florida	26.01	66.98	92.99	0.23	6.78
The First National Bank Of South Miami	24.26	70.92	95.18	4.82	0.00
Bankunited, National Association	22.71	54.70	77.42	0.00	22.58
Interamerican Bank, A Fsb	22.56	76.90	99.46	0.00	0.54
Pacific National Bank	22.22	70.07	92.29	0.00	7.71
Intercredit Bank, National Association	17.34	74.25	91.59	0.00	8.41
Amerant Bank, National Association	16.22	71.27	87.49	0.00	12.51
Eastern National Bank	15.41	84.47	99.88	0.12	0.00
Gulf Atlantic Bank	13.48	81.93	95.42	0.00	4.58

Select Peer Average	33.31	60.88	94.19	0.90	4.91
----------------------------	-------	-------	-------	------	------

PEER GROUP COMPARISONS REPORT
South Florida Group

YIELDS, COSTS & SPREADS - ASSET YIELDS
For the three months ended March 31, 2023

Institution name	Yield on Earning Assets	Cost of Funds	Net Interest Margin	Avg Earning Assets/AA
Plus International Bank	6.78	2.82	5.54	93.31
International Finance Bank	4.94	0.89	4.64	99.09
Interamerican Bank, A Fsb	4.97	1.09	4.24	100.12
Banco Do Brasil Americas	4.56	1.72	4.00	98.92
Ocean Bank	5.08	2.09	3.92	95.35
Amerant Bank, National Association	5.72	2.39	3.87	93.27
Helm Bank Usa	4.13	0.73	3.84	93.39
Gulf Atlantic Bank	5.07	1.76	3.63	94.77
Pacific National Bank	5.26	2.80	3.27	95.56
Sunstate Bank	4.36	2.10	3.11	94.69
Eastern National Bank	4.77	2.12	3.10	93.44
U. S. Century Bank	4.34	2.06	3.10	95.12
Banesco Usa	4.85	3.16	3.04	96.41
First State Bank Of The Florida Keys	3.87	1.58	3.00	102.02
The First National Bank Of South Miami	3.98	1.85	2.76	102.78
Terrabank, National Association	3.25	1.10	2.70	97.37
Bankunited, National Association	4.87	2.59	2.62	96.17
Bradesco Bac Florida Bank	4.78	3.02	2.52	95.01
Intercredit Bank, National Association	4.45	2.60	2.50	100.27
City National Bank Of Florida	4.26	2.04	2.31	95.12
Grove Bank & Trust	3.43	1.30	2.26	96.08

Select Peer Average	4.65	1.99	2.84	96.58
----------------------------	------	------	------	-------