

Beach Bank

Fort Walton Beach, FL

Established
4/27/2001

Florida Bank and Thrift Performance Report

Table of Contents

Title	Page
PEER GROUP POSITION	1
EXECUTIVE SUMMARY	2
SELECTED FINANCIAL DATA	3
SECURITIES COMPOSITION	4
LOAN PORTFOLIO COMPOSITION	5
LOAN PORTFOLIO QUALITY	6
DEPOSIT BASE COMPOSITION	7
INTEREST INCOME COMPOSITION	8
INTEREST EXPENSE COMPOSITION	9
NONINTEREST INCOME COMPOSITION	10
NONINTEREST EXPENSE COMPOSITION	11
PEER GROUP COMPARISONS REPORT	12-22

FLORIDA BANKING TEAM

Ed Hacker, Robert Brink, Ted Hacker, Steve Kania, David Ajvazi, Michael Squitieri, Erica Hines, Sacha Widmaier, Kristen Moroso, Anthony Hagbartsen, Matthew Hanley, Jordan Augustyniak, Madeline Bogumil, Natalie Filippone, Lauren Klindt, Phillip Berdeguer, Andrew Joyce, Dylan Frayne, Mai Tran, Meranda Joseph, Patricia Romero, Vanessa Hossler, Adam McCord

Information contained herein was obtained from FIS is believed to be reliable however, accuracy is not guaranteed and all peer and state averages are simple averages.

PEER GROUP POSITION

For the
North Florida Group

For the six months June 30, 2022

Institution name	Total Assets (\$'000's)
Tiaa, Fsb	38,576,417
Capital City Bank	4,347,799
First Federal Bank	3,496,824
One Florida Bank	1,411,301
Drummond Community Bank	1,015,279
Prime Meridian Bank	860,735
Fnbt Bank	687,388
Beach Bank	619,248
Intracoastal Bank	550,214
Florida Capital Bank, National Association	521,750
First National Bank Northwest Florida	239,376
Community State Bank	213,562
The Warrington Bank	206,970
Madison County Community Bank	178,719
Lafayette State Bank	177,104
Bank Of Pensacola	158,209
Pnb Community Bank	147,662
Peoples Bank Of Graceville	113,192

Institution name	Return on Avg Assets (%)
Intracoastal Bank	1.66
Peoples Bank Of Graceville	1.27
Tiaa, Fsb	1.18
Drummond Community Bank	1.07
Prime Meridian Bank	1.04
First Federal Bank	1.00
Fnbt Bank	0.93
First National Bank Northwest Florida	0.86
Capital City Bank	0.84
Florida Capital Bank, National Association	0.83
One Florida Bank	0.79
Madison County Community Bank	0.76
Beach Bank	0.67
Pnb Community Bank	0.59
Lafayette State Bank	0.51
Bank Of Pensacola	0.32
Community State Bank	0.23
The Warrington Bank	(0.05)

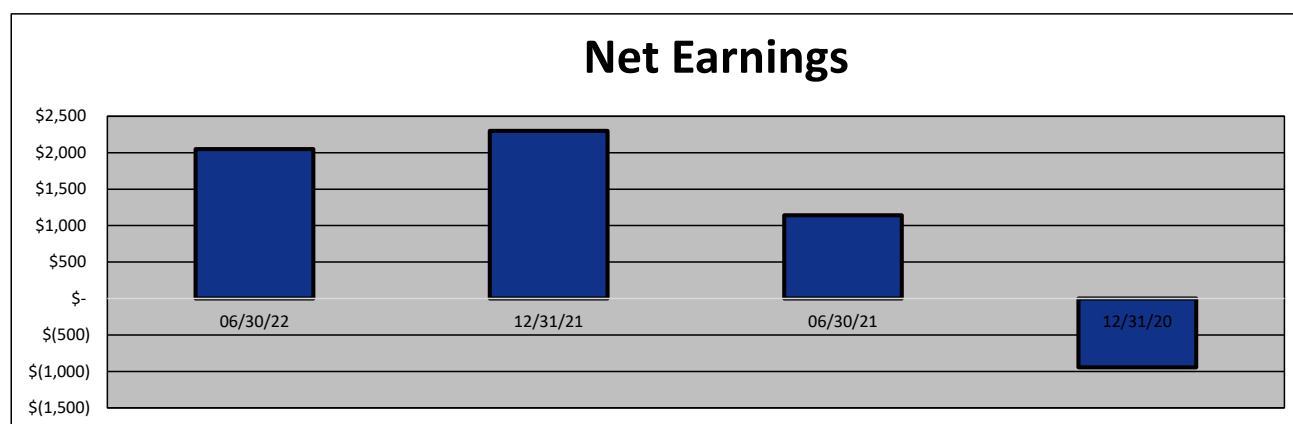
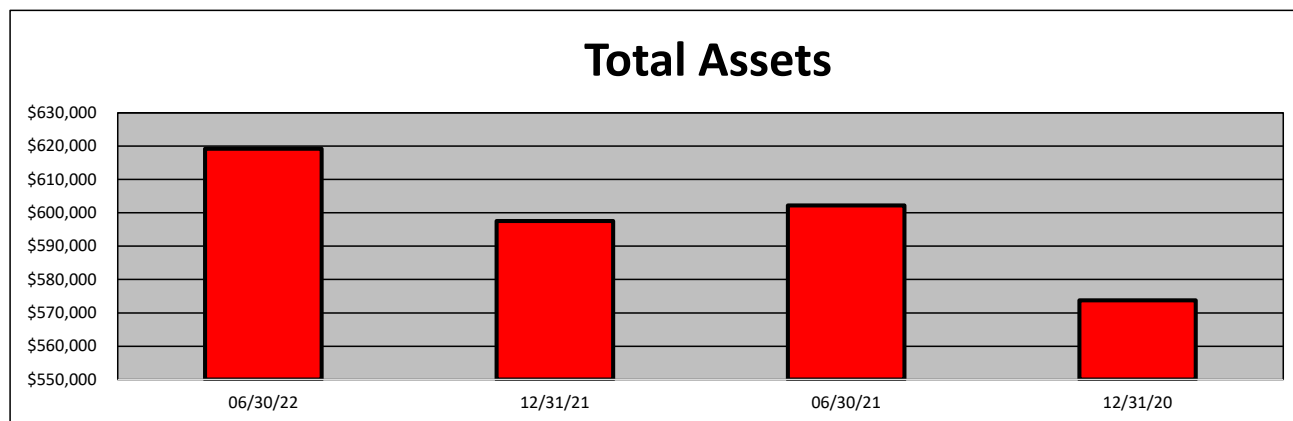
EXECUTIVE SUMMARY - Beach Bank
(Percentage)

Period Ending	06/30/22	12/31/21	06/30/21	12/31/20	State Avg.	Peer Avg.
CAPITAL RATIOS						
Equity/Assets	13.43	13.58	13.26	13.70	10.08	7.90
Leverage Ratio	9.90	9.77	9.70	10.20	10.09	9.25
Tier 1 Cap/Risk Based Assets	11.47	12.55	12.94	13.22	16.44	15.75
Risk Based Ratio	12.52	13.75	14.14	14.38	17.29	16.64
Common Equity Tier 1 Capital Ratio	11.47	12.55	12.94	13.22	16.42	15.75
BALANCE SHEET RATIOS:						
Loan/Deposit Ratio	99.83	92.09	88.28	95.55	64.07	59.01
Loans/Assets	78.40	73.29	70.54	71.88	52.71	50.75
Securities/Assets	3.47	1.10	1.56	2.55	17.27	27.40
PROFITABILITY:						
Return on Avg Assets	0.67	0.39	0.39	(0.17)	0.67	0.81
Return on Avg Equity	5.00	2.88	2.88	(1.20)	9.14	10.21
Nonint Income/Avg Assets	1.31	1.08	1.23	1.28	0.86	0.92
Net Overhead Ratio	2.00	2.19	2.00	2.59	1.91	1.62
Efficiency Ratio	78.52	84.66	83.44	96.81	225.75	70.54
Assets (per million) per Employee	6.01	5.64	5.79	5.91	9.27	8.22
ASSET QUALITY:						
Reserves/Loans	1.13	1.24	1.20	1.14	1.36	1.32
Nonperforming Loans/Total Loans	0.04	0.05	0.13	0.24	0.69	0.74
Nonperforming Assets/Total Assets	1.50	1.87	2.43	3.10	0.47	0.49
Adjusted Texas Ratio	10.49	12.98	17.32	21.43	3.38	4.08
YIELDS & COSTS:						
Yield on earning assets	3.62	3.56	3.49	3.96	3.18	3.04
Cost of funds	0.52	0.64	0.71	1.16	0.42	0.30
Net interest margin	3.25	3.10	2.97	3.10	2.61	2.53
Avg Earning Assets/Avg Assets	89.60	89.72	89.03	87.50	90.17	94.25

SELECTED FINANCIAL DATA - Beach Bank
(Dollars in Thousands)

As of:	06/30/22	12/31/21	06/30/21	12/31/20	\$ Change 12 MTHS	% Change 12 MTHS
Total Assets	619,248	597,559	602,207	573,735	17,041	2.83
Cash and Equivalents	42,313	100,238	108,733	79,896	(66,420)	(61.09)
Securities	21,499	6,592	9,389	14,656	12,110	128.98
Loans, net	485,474	437,964	424,784	412,377	60,690	14.29
Deposit Accounts	486,310	475,606	481,175	431,584	5,135	1.07
Fed Funds & Repos	-	-	-	-	-	NA
Total Equity	83,136	81,178	79,845	78,591	3,291	4.12

Period Ending	06/30/22	12/31/21	06/30/21	12/31/20	\$ Change 12 MTHS	% Change 12 MTHS
Net Earnings	2,050	2,300	1,141	(944)	909	79.67
Interest Income	9,935	19,015	9,186	18,899	749	8.15
Interest Expense	1,016	2,449	1,381	4,089	(365)	(26.43)
Net Interest Income	8,919	16,566	7,805	14,810	1,114	14.27
Prov for Loan Loss	-	372	301	1,729	(301)	(100.00)
Noninterest income	4,004	6,429	3,635	6,981	369	10.15
Gain on Sale of Securities	-	-	-	-	-	NA
Noninterest Expense	10,148	19,470	9,547	21,099	601	6.30
Net Operating Income	2,775	3,153	1,592	(1,037)	1,183	74.31
Income Taxes	725	853	451	(93)	274	60.75

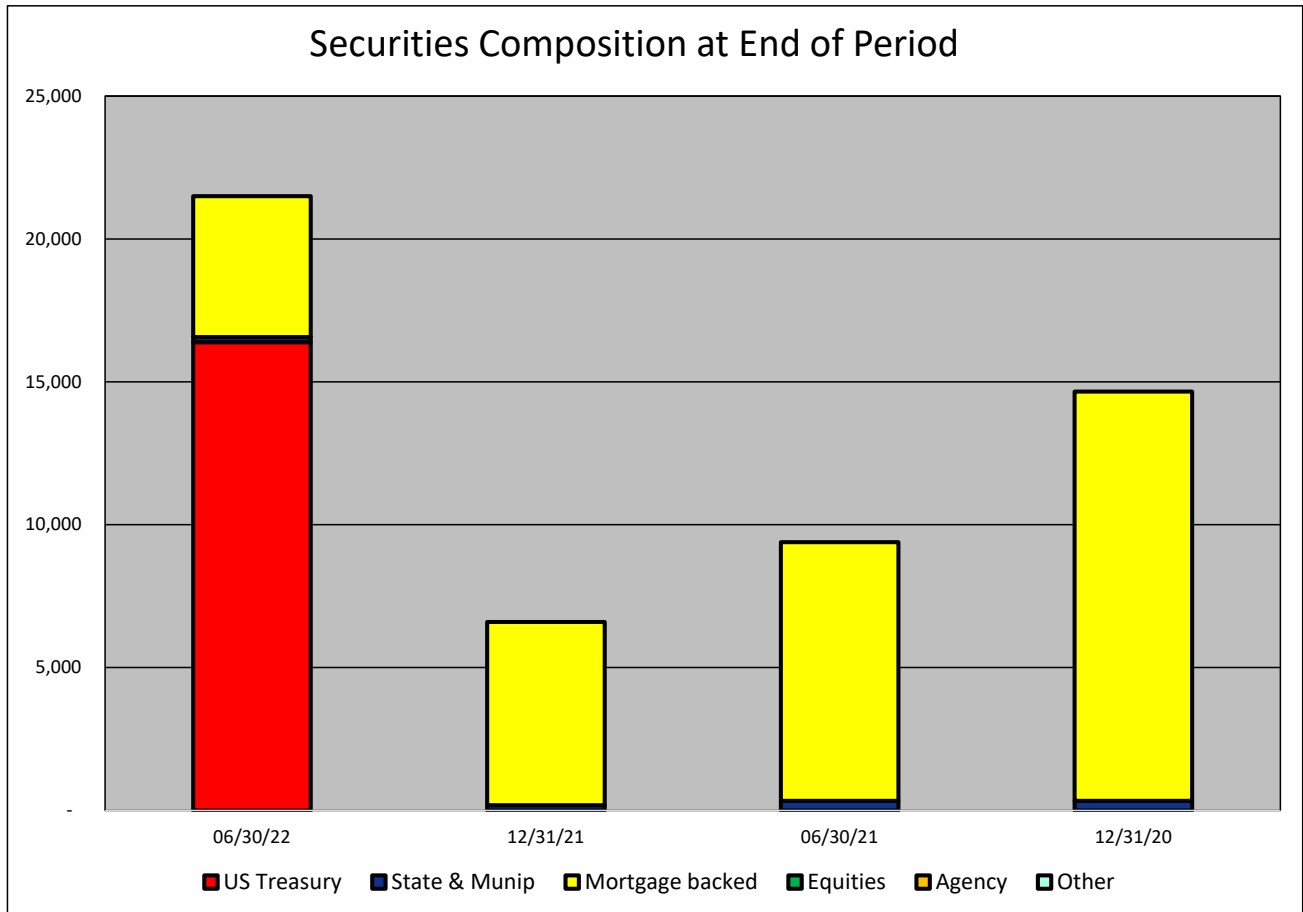


SECURITIES COMPOSITION - Beach Bank
(Dollars in Thousands)

As of:	06/30/22	12/31/21	06/30/21	12/31/20	\$ Change 12 MTHS	% Change 12 MTHS
--------	----------	----------	----------	----------	----------------------	---------------------

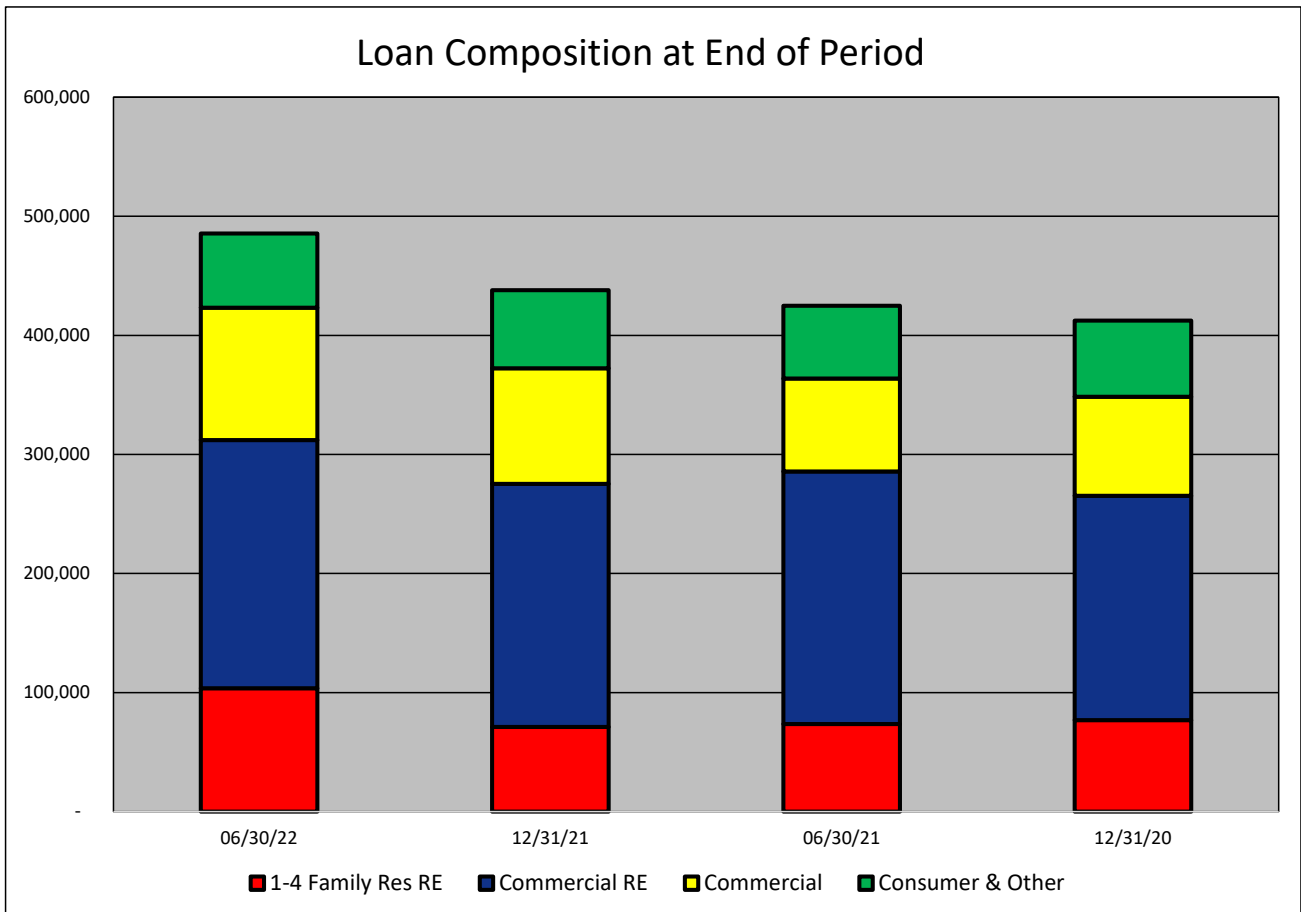
SECURITIES CATEGORY:

US Treasury	16,389	-	-	-	16,389	NA
State & Munip	180	181	341	341	(161)	(47.21)
Mortgage backed	4,930	6,411	9,048	14,315	(4,118)	(45.51)
Equities	-	-	-	-	-	NA
Agency	-	-	-	-	-	NA
Other	-	-	-	-	-	NA
Total Securities	21,499	6,592	9,389	14,656	12,110	128.98



LOAN PORTFOLIO COMPOSITION - Beach Bank
(Dollars in Thousands)

As of:	06/30/22	12/31/21	06/30/21	12/31/20	\$ Change 12 MTHS	% Change 12 MTHS
LOAN CATEGORY:						
1-4 Family Res RE	103,618	71,166	73,657	76,843	29,961	40.68
Commercial RE	208,496	204,057	211,946	188,388	(3,450)	(1.63)
Commercial	111,001	97,072	78,075	83,091	32,926	42.17
Consumer & Other	62,359	65,669	61,106	64,055	1,253	2.05
Loans, Net	485,474	437,964	424,784	412,377	60,690	14.29



LOAN PORTFOLIO QUALITY - Beach Bank
(Dollars in Thousands)

As of:	06/30/22	12/31/21	06/30/21	12/31/20	\$ Change 12 MTHS	% Change 12 MTHS
--------	----------	----------	----------	----------	----------------------	---------------------

LOAN LOSS RESERVE ACTIVITY:

Beginning Balance	5,447	4,699	4,699	2,826	748	15.92
Total Recoveries	56	452	167	144	(111)	(66.47)
Total Charge-offs	7	76	74	-	(67)	(90.54)
Provision Expense	-	372	301	1,729	(301)	(100.00)
Writedown Transfer Loans HFS	-	-	-	-	-	NA
Adjustments	-	-	-	-	-	NA
Ending Balance	5,496	5,447	5,093	4,699	403	7.91

NON-PERFORMING ASSETS:

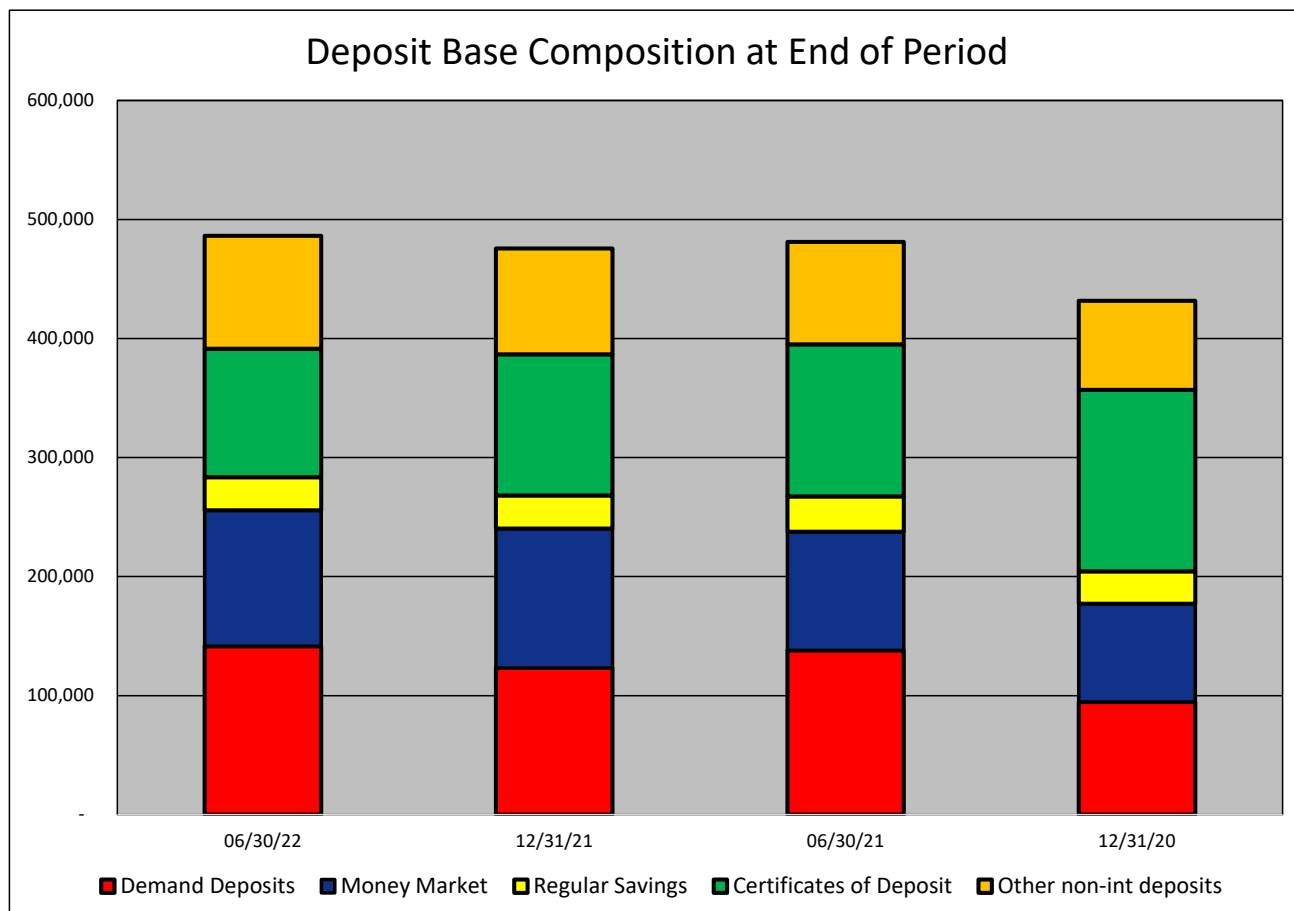
Total-90+ Days Past Due	-	-	-	-	-	NA
Total-Nonaccrual	171	214	556	999	(385)	(69.24)
Foreclosed Real Estate	9,087	10,979	14,081	16,765	(4,994)	(35.47)
Total Non-perf Assets	9,258	11,193	14,637	17,764	(5,379)	(36.75)

DEPOSIT BASE COMPOSITION - Beach Bank
(Dollars in Thousands)

As of:	06/30/22	12/31/21	06/30/21	12/31/20	\$ Change 12 MTHS	% Change 12 MTHS
--------	----------	----------	----------	----------	----------------------	---------------------

DEPOSIT BASE CATEGORY:

Demand Deposits	141,436	123,146	137,920	94,665	3,516	2.55
Money Market	114,147	117,186	99,665	82,499	14,482	14.53
Regular Savings	27,859	27,885	29,718	27,271	(1,859)	(6.26)
Certificates of Deposit	107,873	118,554	127,697	152,492	(19,824)	(15.52)
Other non-int deposits	94,995	88,835	86,175	74,657	8,820	10.23
Total Deposits	486,310	475,606	481,175	431,584	5,135	1.07

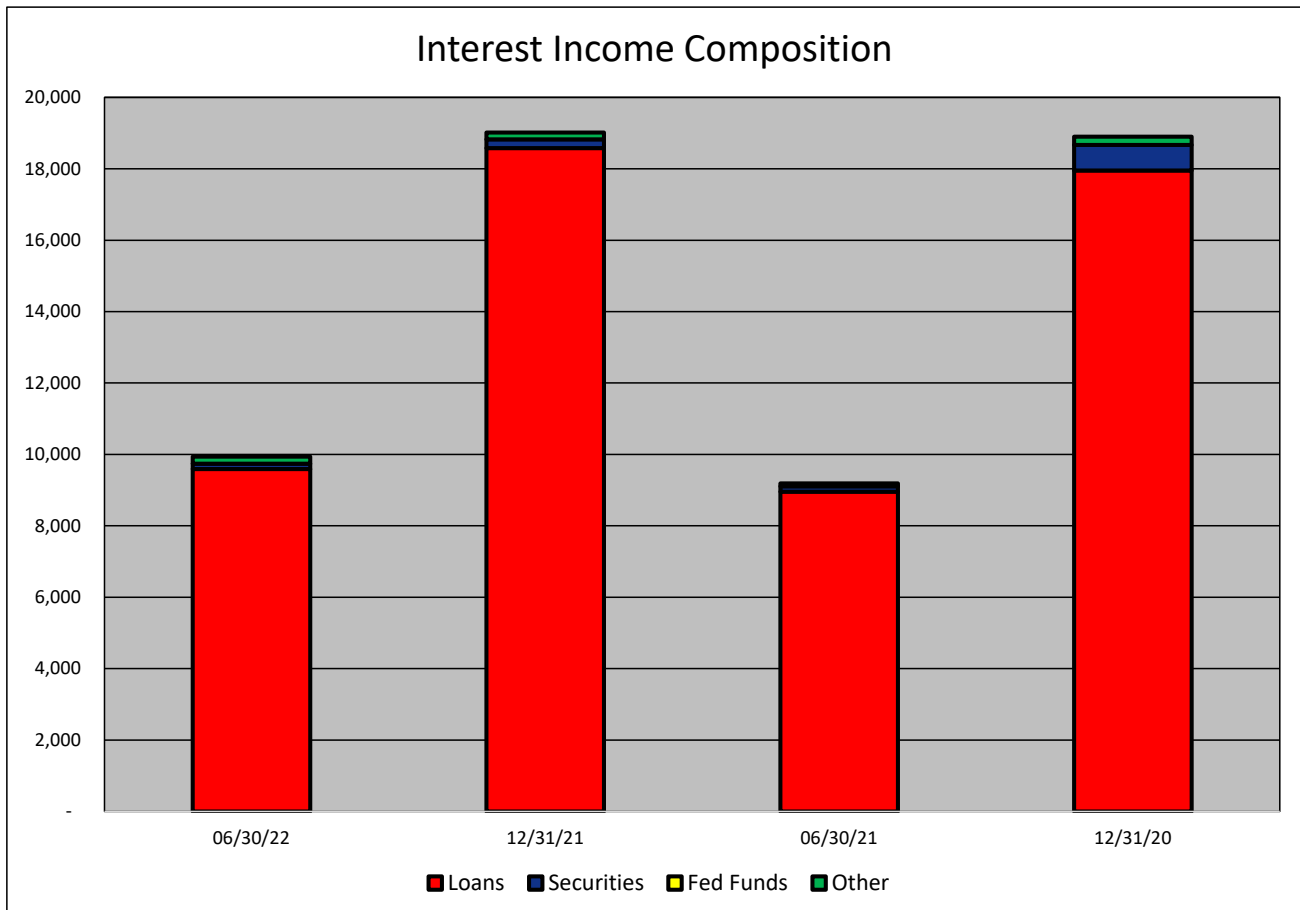


INTEREST INCOME COMPOSITION- Beach Bank
(Dollars in Thousands)

As of:	06/30/22	12/31/21	06/30/21	12/31/20	\$ Change 12 MTHS	% Change 12 MTHS
--------	----------	----------	----------	----------	----------------------	---------------------

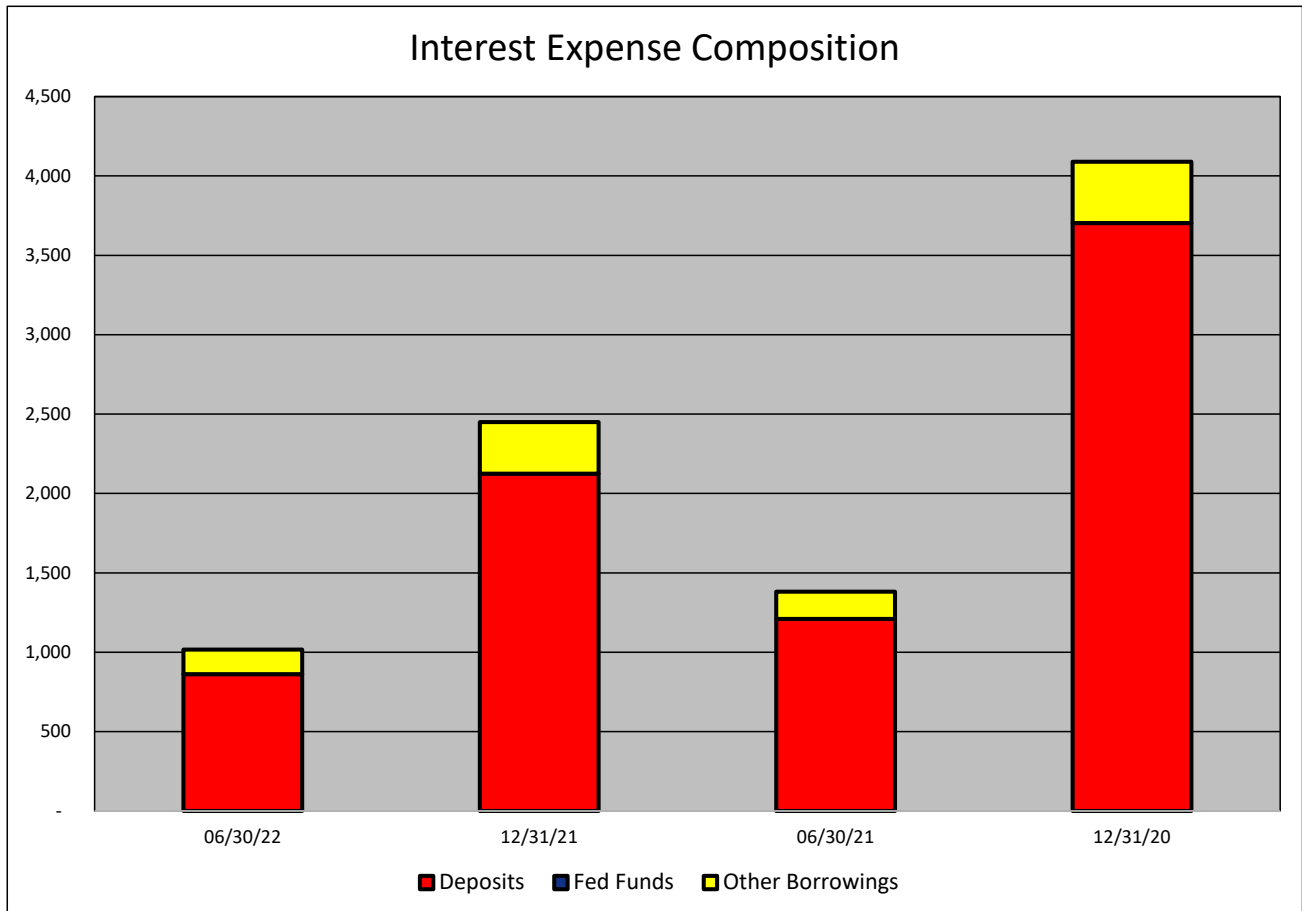
INTEREST INCOME CATEGORY

Loans	9,593	18,578	8,959	17,950	634	7.08
Securities	150	245	147	718	3	2.04
Fed Funds	-	-	-	-	-	NA
Other	192	192	80	231	112	140.00
Total Int Income	9,935	19,015	9,186	18,899	749	8.15



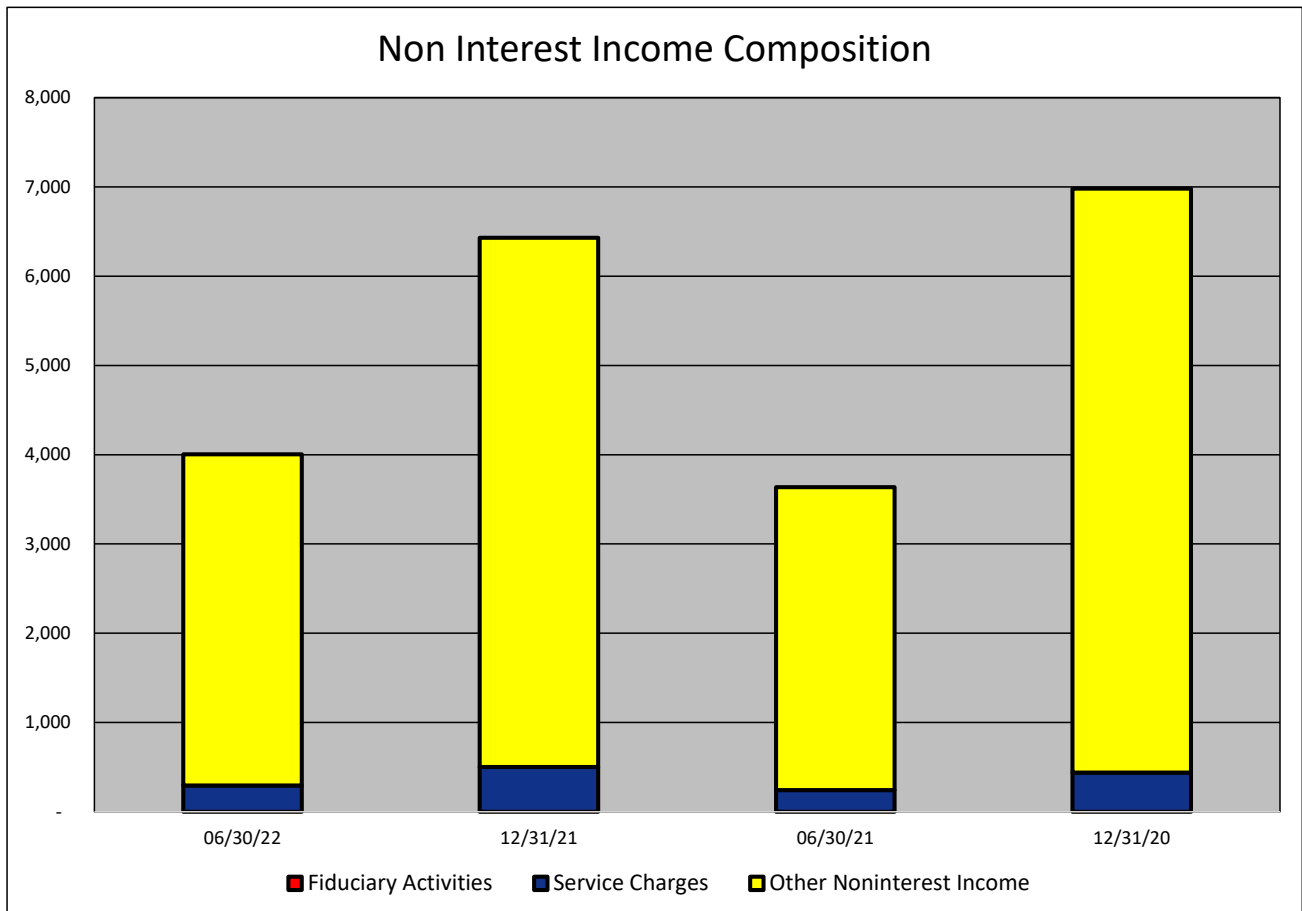
INTEREST EXPENSE COMPOSITION- Beach Bank
(Dollars in Thousands)

As of:	06/30/22	12/31/21	06/30/21	12/31/20	\$ Change 12 MTHS	% Change 12 MTHS
INTEREST EXPENSE CATEGORY						
Deposits	862	2,125	1,209	3,703	(347)	(28.70)
Fed Funds	-	-	-	-	-	NA
Other Borrowings	154	324	172	386	(18)	(10.47)
Total Int Expense	1,016	2,449	1,381	4,089	(365)	(26.43)



NONINTEREST INCOME COMPOSITION- Beach Bank
(Dollars in Thousands)

As of:	06/30/22	12/31/21	06/30/21	12/31/20	\$ Change 12 MTHS	% Change 12 MTHS
NONINTEREST INCOME CATEGORY						
Fiduciary Activities	-	-	-	-	-	NA
Service Charges	295	503	243	440	52	21.40
Other Noninterest Income	3,709	5,926	3,392	6,541	317	9.35
Total Nonint. Income	4,004	6,429	3,635	6,981	369	10.15

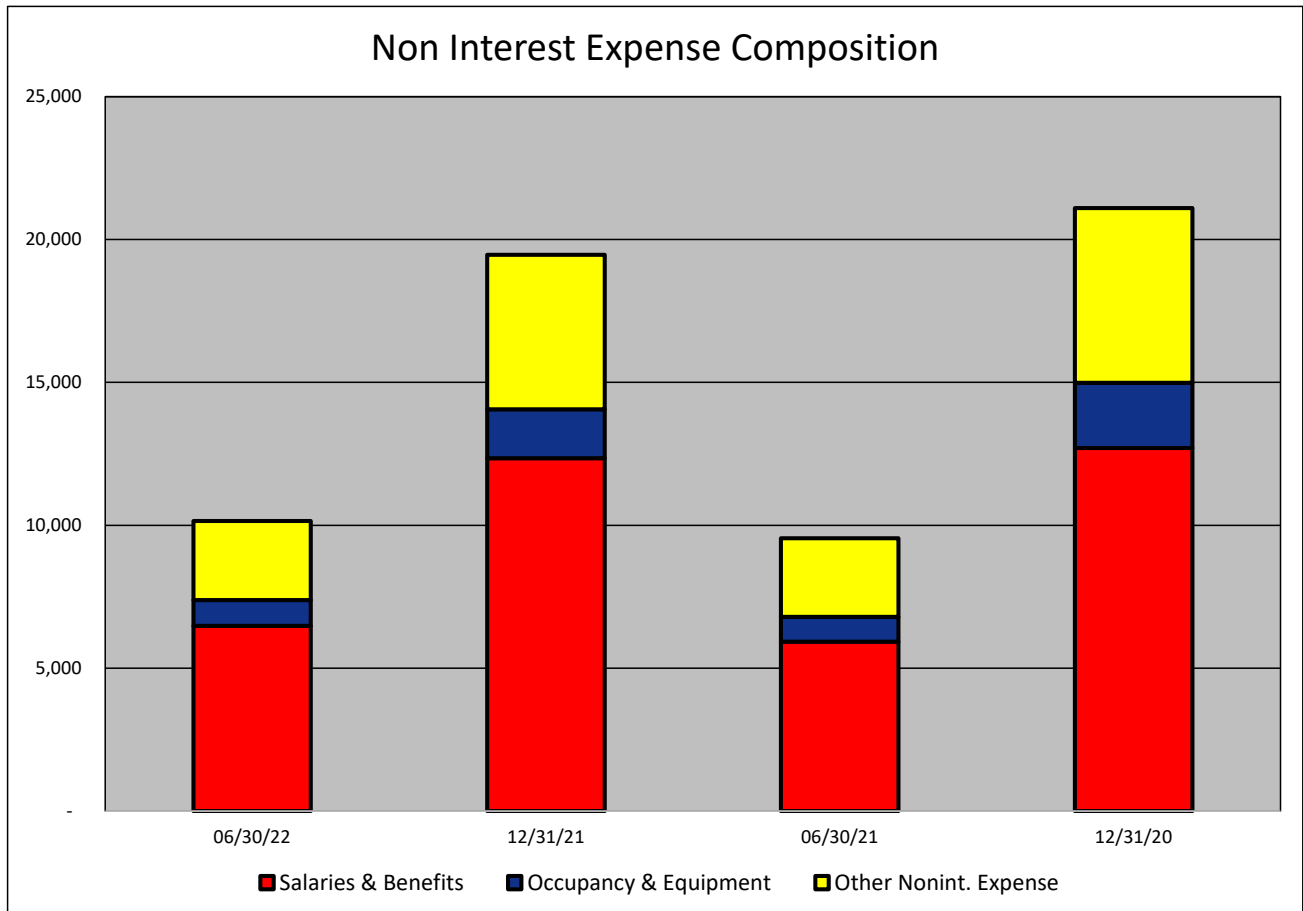


NONINTEREST EXPENSE COMPOSITION- Beach Bank
(Dollars in Thousands)

As of:	06/30/22	12/31/21	06/30/21	12/31/20	\$ Change 12 MTHS	% Change 12 MTHS
--------	----------	----------	----------	----------	----------------------	---------------------

NONINTEREST EXPENSE CATEGORY

Salaries & Benefits	6,483	12,344	5,927	12,708	556	9.38
Occupancy & Equipment	903	1,712	870	2,283	33	3.79
Other Nonint. Expense	2,762	5,414	2,750	6,108	12	0.44
Total Nonint. Expense	10,148	19,470	9,547	21,099	601	6.30



PEER GROUP COMPARISONS REPORT
North Florida Group

BALANCE SHEET

Institution name	Total Assets \$000		% Change in Assets
	This Year	Last Year	
The Warrington Bank	206,970	116,409	77.80
One Florida Bank	1,411,301	1,090,805	29.38
Bank Of Pensacola	158,209	132,628	19.29
Prime Meridian Bank	860,735	756,537	13.77
Pnb Community Bank	147,662	133,018	11.01
Fnbt Bank	687,388	619,219	11.01
Drummond Community Bank	1,015,279	917,699	10.63
First National Bank Northwest Florida	239,376	217,274	10.17
First Federal Bank	3,496,824	3,175,330	10.12
Community State Bank	213,562	195,089	9.47
Madison County Community Bank	178,719	163,779	9.12
Capital City Bank	4,347,799	4,000,591	8.68
Florida Capital Bank, National Association	521,750	491,536	6.15
Intracoastal Bank	550,214	527,264	4.35
Beach Bank	619,248	602,207	2.83
Lafayette State Bank	177,104	174,322	1.60
Tiaa, Fsb	38,576,417	38,435,437	0.37
Peoples Bank Of Graceville	113,192	125,466	(9.78)

Select Peer Average	2,973,431	2,881,923	12.55
----------------------------	------------------	------------------	--------------

PEER GROUP COMPARISONS REPORT
North Florida Group

BALANCE SHEET

Institution name	Total Loans \$000		% Change in Loans
	This Year	Last Year	
The Warrington Bank	41,814	25,337	65.03
Florida Capital Bank, National Association	428,285	298,877	43.30
One Florida Bank	916,282	749,197	22.30
Pnb Community Bank	99,886	82,233	21.47
Drummond Community Bank	570,917	478,307	19.36
Lafayette State Bank	118,000	100,815	17.05
Beach Bank	485,474	424,784	14.29
Madison County Community Bank	80,287	70,756	13.47
Prime Meridian Bank	554,902	490,123	13.22
Intracoastal Bank	308,614	275,202	12.14
Capital City Bank	2,262,361	2,089,483	8.27
Tiaa, Fsb	32,307,764	32,595,460	(0.88)
Fnbt Bank	188,389	204,258	(7.77)
Community State Bank	84,699	93,664	(9.57)
Bank Of Pensacola	47,167	53,277	(11.47)
Peoples Bank Of Graceville	34,068	43,398	(21.50)
First Federal Bank	990,244	1,321,487	(25.07)
First National Bank Northwest Florida	49,928	76,843	(35.03)

Select Peer Average	2,198,282	2,192,972	7.70
----------------------------	-----------	-----------	------

PEER GROUP COMPARISONS REPORT
North Florida Group

CAPITAL RATIOS
For the six months June 30, 2022

Institution name	Equity/ Assets	Leverage Ratio	Tier 1 Risk- based Ratio	Risk based Capital Ratio	Common Equity Tier 1 Capital Ratio
The Warrington Bank	14.79	15.11	0.00	0.00	0.00
Florida Capital Bank, National Association	12.28	12.77	18.83	20.05	18.83
Peoples Bank Of Graceville	2.56	10.59	31.98	33.06	31.98
Tiaa, Fsb	10.53	10.01	15.10	16.06	15.10
Beach Bank	13.43	9.90	11.47	12.52	11.47
Drummond Community Bank	7.00	9.63	0.00	0.00	0.00
First National Bank Northwest Florida	8.87	9.16	47.56	48.82	47.56
First Federal Bank	7.75	8.90	17.73	18.63	17.73
Fnbt Bank	8.28	8.65	23.29	24.54	23.29
Prime Meridian Bank	7.96	8.61	12.61	13.72	12.61
Pnb Community Bank	7.03	8.60	0.00	0.00	0.00
Capital City Bank	9.11	8.33	14.38	15.32	14.38
One Florida Bank	7.69	8.30	10.66	11.50	10.66
Intracoastal Bank	5.16	8.19	11.10	12.28	11.10
Bank Of Pensacola	8.15	8.18	32.99	34.23	32.99
Lafayette State Bank	4.68	7.95	10.33	11.25	10.33
Madison County Community Bank	3.95	7.80	13.79	15.04	13.79
Community State Bank	2.94	5.86	11.65	12.52	11.65

Select Peer Average	7.90	9.25	15.75	16.64	15.75
----------------------------	------	------	-------	-------	-------

PEER GROUP COMPARISONS REPORT
North Florida Group

BALANCE SHEET RATIOS
For the six months June 30, 2022

Institution name	Loans/ Deposits	Gross Loans/ Assets	Securities/ Assets
Tiaa, Fsb	122.40	83.75	11.39
Florida Capital Bank, National Association	113.49	82.09	3.54
Beach Bank	99.83	78.40	3.47
Pnb Community Bank	74.03	67.65	16.96
One Florida Bank	70.70	64.92	8.53
Prime Meridian Bank	70.64	64.47	16.52
Lafayette State Bank	70.24	66.63	20.87
Drummond Community Bank	61.78	56.23	35.79
Intracoastal Bank	59.50	56.09	25.13
Capital City Bank	58.93	52.03	25.81
Madison County Community Bank	47.06	44.92	39.55
Community State Bank	41.01	39.66	23.52
Bank Of Pensacola	32.54	29.81	48.89
First Federal Bank	32.29	28.32	57.86
Peoples Bank Of Graceville	31.00	30.10	61.40
Fnbt Bank	29.98	27.41	32.59
The Warrington Bank	23.73	20.20	58.09
First National Bank Northwest Florida	22.97	20.86	3.36

Select Peer Average	59.01	50.75	27.40
----------------------------	-------	-------	-------

PEER GROUP COMPARISONS REPORT
North Florida Group

PROFITABILITY RATIOS
For the six months June 30, 2022

Institution name	Avg Total Assets (\$000)	Return on Avg Assets	Return on Avg Equity
Intracoastal Bank	535,604	1.66	26.99
Peoples Bank Of Graceville	114,829	1.27	20.03
Tiaa, Fsb	37,752,782	1.18	11.38
Drummond Community Bank	1,027,693	1.07	12.74
Prime Meridian Bank	862,902	1.04	12.85
First Federal Bank	3,598,006	1.00	11.17
Fnbt Bank	649,344	0.93	10.92
First National Bank Northwest Florida	222,263	0.86	9.17
Capital City Bank	4,311,252	0.84	9.00
Florida Capital Bank, National Association	506,480	0.83	6.64
One Florida Bank	1,398,808	0.79	10.11
Madison County Community Bank	175,348	0.76	13.02
Beach Bank	613,040	0.67	5.00
Pnb Community Bank	149,294	0.59	7.66
Lafayette State Bank	174,428	0.51	8.29
Bank Of Pensacola	154,840	0.32	3.92
Community State Bank	207,160	0.23	5.31
The Warrington Bank	154,024	(0.05)	(0.38)

Select Peer Average	2,922,672	0.81	10.21
----------------------------	-----------	------	-------

PEER GROUP COMPARISONS REPORT
North Florida Group

PROFITABILITY RATIOS
For the six months June 30, 2022

Institution name	Noninterest Income/AA	Net Overhead Ratio	Efficiency Ratio	Assets (per million) per Employee
Tiaa, Fsb	1.42	0.40	47.78	26.66
Intracoastal Bank	0.14	1.60	50.29	13.76
Peoples Bank Of Graceville	0.25	1.31	54.14	8.09
Prime Meridian Bank	0.28	1.46	54.73	8.61
One Florida Bank	0.15	1.63	60.34	9.94
Drummond Community Bank	0.99	2.05	62.71	4.98
First National Bank Northwest Florida	0.52	0.95	63.16	7.25
Madison County Community Bank	0.55	1.65	67.80	6.87
Fnbt Bank	1.12	1.05	70.45	7.81
First Federal Bank	1.93	1.29	72.00	4.78
Capital City Bank	2.15	1.37	75.83	5.80
Bank Of Pensacola	0.18	1.18	76.44	14.38
Beach Bank	1.31	2.00	78.52	6.01
Pnb Community Bank	0.29	2.86	79.79	3.69
Lafayette State Bank	1.09	2.67	80.87	3.41
Florida Capital Bank, National Association	3.40	1.74	82.44	3.20
Community State Bank	0.62	2.28	88.61	6.28
The Warrington Bank	0.25	1.71	103.78	6.47

Select Peer Average	0.92	1.62	70.54	8.22
----------------------------	------	------	-------	------

PEER GROUP COMPARISONS REPORT
North Florida Group

ASSET QUALITY RATIOS
For the six months June 30, 2022

Institution name	Reserves/ Loans	Nonperf Loans/ Total Loans	Nonperf Assets/ Total Assets	Adjusted Texas Ratio
Bank Of Pensacola	1.04	0.00	0.00	0.00
First National Bank Northwest Florida	2.50	0.00	0.00	0.00
Intracoastal Bank	1.54	0.00	0.00	0.00
The Warrington Bank	1.18	0.06	0.01	0.08
Fnbt Bank	2.60	0.09	0.02	0.27
Prime Meridian Bank	1.19	0.06	0.04	0.46
Lafayette State Bank	1.05	0.08	0.05	0.97
Capital City Bank	0.94	0.14	0.07	0.99
One Florida Bank	1.00	0.11	0.07	0.85
Peoples Bank Of Graceville	1.17	0.37	0.11	3.85
Drummond Community Bank	1.77	0.13	0.13	1.66
Madison County Community Bank	1.89	0.31	0.14	2.89
Florida Capital Bank, National Association	0.98	0.59	0.49	0.82
Pnb Community Bank	0.94	1.08	0.73	9.54
Community State Bank	1.08	2.47	0.99	30.97
First Federal Bank	1.04	3.64	1.03	1.32
Beach Bank	1.13	0.04	1.50	10.49
Tiaa, Fsb	0.74	4.17	3.50	8.31

Select Peer Average	1.32	0.74	0.49	4.08
----------------------------	------	------	------	------

PEER GROUP COMPARISONS REPORT
North Florida Group

STATEMENT OF CONDITION (% OF ASSETS)
For the six months June 30, 2022

Institution name	Cash & Nointerest bearing Deps	Interest- bearing Bal	Fed Funds Sold & Repos	Held to Maturity Secs	Available for Sale Secs
Pnb Community Bank	3.93	1.57	7.33	0.00	16.96
Bank Of Pensacola	3.46	16.99	0.00	48.89	0.00
Community State Bank	2.47	29.87	0.13	0.00	23.52
Drummond Community Bank	2.38	1.34	0.00	0.48	35.31
Capital City Bank	2.10	13.88	0.00	12.15	13.66
Lafayette State Bank	1.95	4.14	0.69	0.00	20.87
The Warrington Bank	1.74	19.11	0.00	53.03	5.06
One Florida Bank	1.59	23.93	0.00	0.00	8.53
Prime Meridian Bank	1.48	12.19	1.92	1.02	15.50
Madison County Community Bank	1.39	8.50	0.00	0.00	39.55
Intracoastal Bank	1.10	15.12	0.00	0.00	25.13
Florida Capital Bank, National Association	1.05	8.52	0.00	0.00	3.54
Peoples Bank Of Graceville	0.96	6.96	0.00	0.00	61.23
First Federal Bank	0.88	2.25	0.00	0.00	57.85
First National Bank Northwest Florida	0.66	74.83	0.00	1.87	1.41
Beach Bank	0.56	6.28	0.00	0.00	3.47
Fnbt Bank	0.47	37.36	0.00	32.01	0.57
Tiaa, Fsb	0.10	2.27	0.00	0.12	11.24

Select Peer Average	1.57	15.84	0.56	8.31	19.08
----------------------------	-------------	--------------	-------------	-------------	--------------

PEER GROUP COMPARISONS REPORT
North Florida Group

STATEMENT OF CONDITION (% OF ASSETS)
For the six months June 30, 2022

Institution name	Net Loans & Leases	Premises & Fixed Assets	Total Real Estate Owned	Intangible Assets
Tiaa, Fsb	83.13	0.08	0.01	0.81
Beach Bank	77.29	2.57	1.47	0.07
Pnb Community Bank	67.01	1.96	0.00	0.00
Lafayette State Bank	65.93	3.04	0.00	0.00
One Florida Bank	64.24	0.78	0.00	0.00
Florida Capital Bank, National Association	62.91	0.43	0.00	0.05
Prime Meridian Bank	62.45	1.27	0.00	0.00
Intracoastal Bank	55.23	1.06	0.00	0.00
Drummond Community Bank	52.21	2.51	0.06	0.08
Capital City Bank	50.42	2.17	0.00	2.17
Madison County Community Bank	44.07	2.43	0.00	0.00
Community State Bank	39.23	1.82	0.01	0.17
Peoples Bank Of Graceville	29.74	0.09	0.00	0.00
Bank Of Pensacola	29.50	0.73	0.00	0.00
Fnbt Bank	26.32	2.03	0.00	0.00
First Federal Bank	25.93	1.16	0.00	5.52
First National Bank Northwest Florida	20.34	0.48	0.00	0.01
The Warrington Bank	19.96	0.61	0.00	0.00

Select Peer Average	48.66	1.40	0.09	0.49
----------------------------	-------	------	------	------

PEER GROUP COMPARISONS REPORT
North Florida Group

STATEMENT OF CONDITION (% OF TOTAL FUNDING SOURCES)
For the six months June 30, 2022

Institution name	Non Interest Bearing Deps	Interest Bearing Deps	Total Deps	Total Fed Funds & Repos	Other Borrowed Money
Drummond Community Bank	49.79	49.04	98.82	0.00	1.18
Bank Of Pensacola	45.98	54.02	100.00	0.00	0.00
Capital City Bank	45.90	52.76	98.66	0.10	1.25
Community State Bank	45.22	54.78	100.00	0.00	0.00
Lafayette State Bank	44.38	55.62	100.00	0.00	0.00
Florida Capital Bank, National Association	38.28	45.06	83.33	0.00	16.67
One Florida Bank	35.41	64.46	99.87	0.00	0.13
Pnb Community Bank	30.27	69.73	100.00	0.00	0.00
Intracoastal Bank	29.87	70.13	100.00	0.00	0.00
The Warrington Bank	28.97	71.03	100.00	0.00	0.00
First National Bank Northwest Florida	27.89	72.11	100.00	0.00	0.00
Beach Bank	26.93	65.67	92.60	0.00	7.40
Peoples Bank Of Graceville	26.91	73.09	100.00	0.00	0.00
Prime Meridian Bank	26.82	72.76	99.58	0.00	0.42
Madison County Community Bank	24.53	75.47	100.00	0.00	0.00
First Federal Bank	7.19	89.45	96.64	0.00	3.36
Fnbt Bank	3.48	96.52	100.00	0.00	0.00
Tiaa, Fsb	2.76	75.07	77.82	0.00	22.18

Select Peer Average	30.03	67.04	97.07	0.01	2.92
----------------------------	-------	-------	-------	------	------

PEER GROUP COMPARISONS REPORT
North Florida Group

YIELDS, COSTS & SPREADS - ASSET YIELDS
For the six months June 30, 2022

Institution name	Yield on Earning Assets	Cost of Funds	Net Interest Margin	Avg Earning Assets/AA
Drummond Community Bank	4.08	0.07	4.02	94.44
Pnb Community Bank	3.86	0.06	3.82	95.56
Lafayette State Bank	3.93	0.34	3.74	94.08
Intracoastal Bank	3.53	0.21	3.39	97.42
Beach Bank	3.62	0.52	3.25	89.60
Community State Bank	3.21	0.13	3.12	83.28
Prime Meridian Bank	3.20	0.30	3.00	96.88
Florida Capital Bank, National Association	3.22	0.56	2.96	95.91
One Florida Bank	3.13	0.35	2.90	96.45
First Federal Bank	2.90	0.21	2.74	91.29
Madison County Community Bank	3.10	0.51	2.71	96.37
Capital City Bank	2.77	0.07	2.71	91.79
Peoples Bank Of Graceville	2.98	0.51	2.63	98.67
Tiaa, Fsb	3.08	0.79	2.40	99.44
Fnbt Bank	2.45	0.18	2.27	86.23
First National Bank Northwest Florida	1.98	0.07	1.92	94.14
The Warrington Bank	1.73	0.09	1.68	97.76
Bank Of Pensacola	1.91	0.51	1.64	97.25
Select Peer Average	3.04	0.30	2.53	94.25