

# Bank Of Central Florida

Lakeland, FL

Established  
3/19/2007

## Florida Bank and Thrift Performance Report

### Table of Contents

<b>Title</b>	<b>Page</b>
PEER GROUP POSITION	1
EXECUTIVE SUMMARY	2
SELECTED FINANCIAL DATA	3
SECURITIES COMPOSITION	4
LOAN PORTFOLIO COMPOSITION	5
LOAN PORTFOLIO QUALITY	6
DEPOSIT BASE COMPOSITION	7
INTEREST INCOME COMPOSITION	8
INTEREST EXPENSE COMPOSITION	9
NONINTEREST INCOME COMPOSITION	10
NONINTEREST EXPENSE COMPOSITION	11
PEER GROUP COMPARISONS REPORT	12-22

---

#### FLORIDA BANKING TEAM

Robert Brink, Steve Kania, Ted Hacker, David Ajvazi, Michael Squitieri, Erica Hines, Sacha Widmaier, Kristin Moroso, Anthony Hagbartsen, Madeline Bogumil, Lauren Klindt, Phillip Berdeguer, Andrew Joyce, Dylan Frayne, Mai Tran, Meranda Joseph, Patricia Romero, Vanessa Hossler, Adam McCord, Michael Law, Joseph Fazio, Allyson Wiitala, Jacob Ingram, John Leonardi

Information contained herein was obtained from FIS is believed to be reliable however, accuracy is not guaranteed and all peer and state averages are simple averages.

**PEER GROUP POSITION**  
**For the**  
**Central Florida Group**

**For the three months ended March 31, 2023**

Institution name	Total Assets (\$'000's)
Southstate Bank, National Association	44,902,537
Citizens First Bank	3,742,550
Cogent Bank	1,538,946
Citizens Bank And Trust	1,329,359
<b>Bank Of Central Florida</b>	<b>1,074,023</b>
United Southern Bank	929,534
Wauchula State Bank	903,798
Mainstreet Community Bank Of Florida	765,869
Heartland National Bank	747,606
First Bank	732,456
Winter Park National Bank	717,750
Axiom Bank, National Association	673,161
Sunrise Bank	469,766
The First National Bank Of Mount Dora	389,434
First Colony Bank Of Florida	278,478
Crews Bank & Trust	222,161
Surety Bank	194,892
Commerce Bank & Trust	159,450
First National Bank Of Wauchula	88,168

Institution name	Return on Avg Assets (%)
Surety Bank	3.12
Wauchula State Bank	2.40
Crews Bank & Trust	1.91
First Colony Bank Of Florida	1.83
Heartland National Bank	1.75
Cogent Bank	1.43
Citizens First Bank	1.42
Southstate Bank, National Association	1.33
Winter Park National Bank	1.31
Sunrise Bank	1.27
The First National Bank Of Mount Dora	1.12
First National Bank Of Wauchula	1.03
United Southern Bank	1.02
First Bank	0.98
Mainstreet Community Bank Of Florida	0.88
<b>Commerce Bank &amp; Trust</b>	<b>0.87</b>
<b>Bank Of Central Florida</b>	<b>0.83</b>
Citizens Bank And Trust	0.82
Axiom Bank, National Association	(0.07)

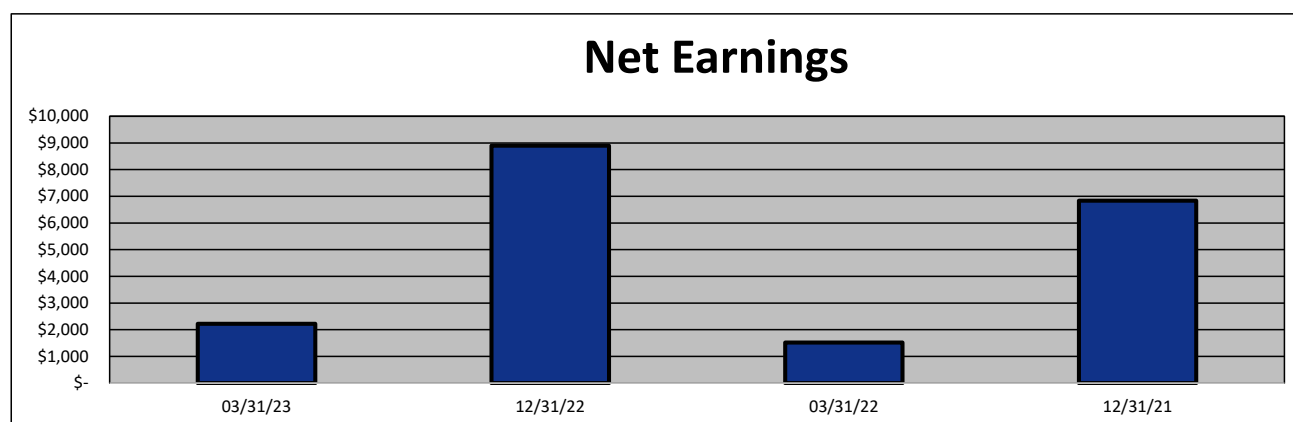
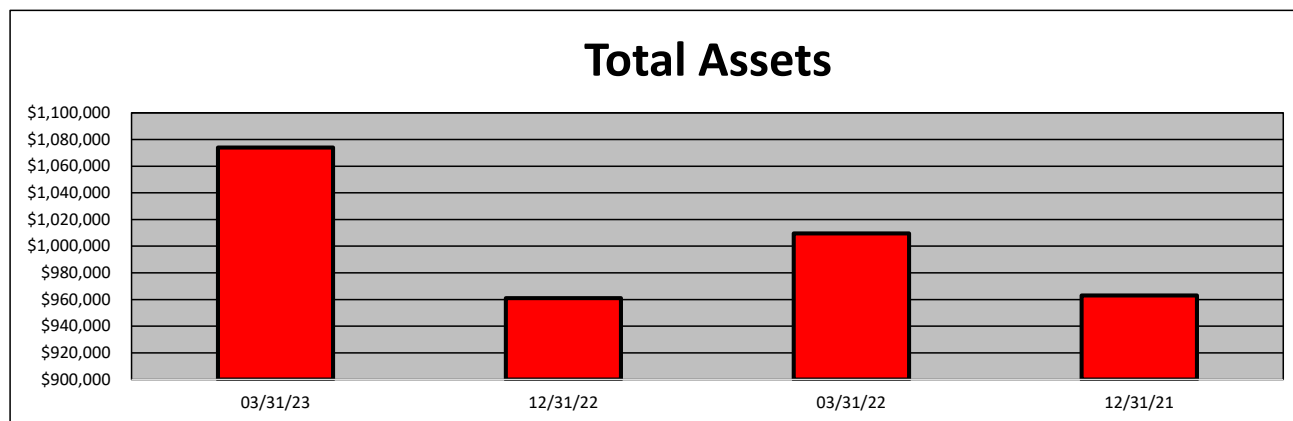
**EXECUTIVE SUMMARY - Bank of Central Florida**  
(Percentage)

Period Ending	03/31/23	12/31/22	03/31/22	12/31/21	State Avg.	Peer Avg.
<b>CAPITAL RATIOS</b>						
Equity/Assets	6.83	7.24	6.04	7.20	9.92	7.77
Leverage Ratio	8.41	8.39	7.27	7.52	11.01	9.45
Tier 1 Cap/Risk Based Assets	11.99	12.33	12.17	14.73	18.60	12.08
Risk Based Ratio	12.81	13.11	13.04	15.77	19.49	12.95
Common Equity Tier 1 Capital Ratio	11.99	12.33	12.17	14.73	18.60	12.08
<b>BALANCE SHEET RATIOS:</b>						
Loan/Deposit Ratio	64.22	70.29	52.25	51.22	60.06	62.33
Loans/Assets	59.34	64.35	48.92	47.31	49.99	55.19
Securities/Assets	22.90	29.59	21.66	16.35	20.52	28.58
<b>PROFITABILITY:</b>						
Return on Avg Assets	0.83	0.86	0.63	0.79	0.23	1.33
Return on Avg Equity	12.44	13.74	9.36	10.57	6.95	23.43
Nonint Income/Avg Assets	0.22	0.19	0.19	0.26	0.88	0.69
Net Overhead Ratio	1.61	1.54	1.52	1.43	2.15	1.75
Efficiency Ratio	58.79	59.29	67.30	64.98	136.11	59.09
Assets (per million) per Employee	11.55	10.33	12.16	11.89	10.18	8.67
<b>ASSET QUALITY:</b>						
Allowance/Loans	0.97	0.92	1.01	1.08	1.39	1.53
Nonperforming Loans/Total Loans	0.00	0.00	0.00	0.00	0.53	0.46
Nonperforming Assets/Total Assets	0.00	0.00	0.00	0.00	0.32	0.26
Adjusted Texas Ratio	0.00	0.00	0.00	0.00	2.37	2.69
<b>YIELDS &amp; COSTS:</b>						
Yield on earning assets	4.09	3.12	2.52	2.55	2.93	4.30
Cost of funds	1.92	0.54	0.17	0.24	0.30	1.28
Net interest margin	2.96	2.80	2.42	2.42	2.55	3.66
Avg Earning Assets/Avg Assets	97.15	97.06	96.96	96.82	91.48	95.47

**SELECTED FINANCIAL DATA - Bank of Central Florida**  
(Dollars in Thousands)

As of:	03/31/23	12/31/22	03/31/22	12/31/21	\$ Change 12 MTHS	% Change 12 MTHS
Total Assets	1,074,023	961,073	1,009,599	963,095	64,424	6.38
Cash and Equivalents	157,427	25,386	270,661	329,317	(113,234)	(41.84)
Securities	245,914	284,357	218,718	157,437	27,196	12.43
Loans, net	637,339	618,424	493,906	455,678	143,433	29.04
Deposit Accounts	992,408	879,796	945,212	889,716	47,196	4.99
Fed Funds & Repos	-	5,000	-	-	-	NA
Total Equity	73,336	69,618	60,985	69,297	12,351	20.25

Period Ending	03/31/23	12/31/22	03/31/22	12/31/21	\$ Change 12 MTHS	% Change 12 MTHS
Net Earnings	2,223	8,901	1,524	6,838	699	45.87
Interest Income	10,680	31,520	5,900	21,313	4,780	81.02
Interest Expense	2,951	3,183	229	1,102	2,722	1,188.65
Net Interest Income	7,729	28,337	5,671	20,211	2,058	36.29
Prov for Credit Losses	450	825	75	(800)	375	500.00
Noninterest income	594	1,982	456	2,232	138	30.26
Gain on Sale of Securities	(10)	-	-	-	(10)	NA
Noninterest Expense	4,913	18,016	4,132	14,623	781	18.90
Net Operating Income	2,960	11,478	1,920	8,620	1,040	54.17
Income Taxes	727	2,577	396	1,782	331	83.59

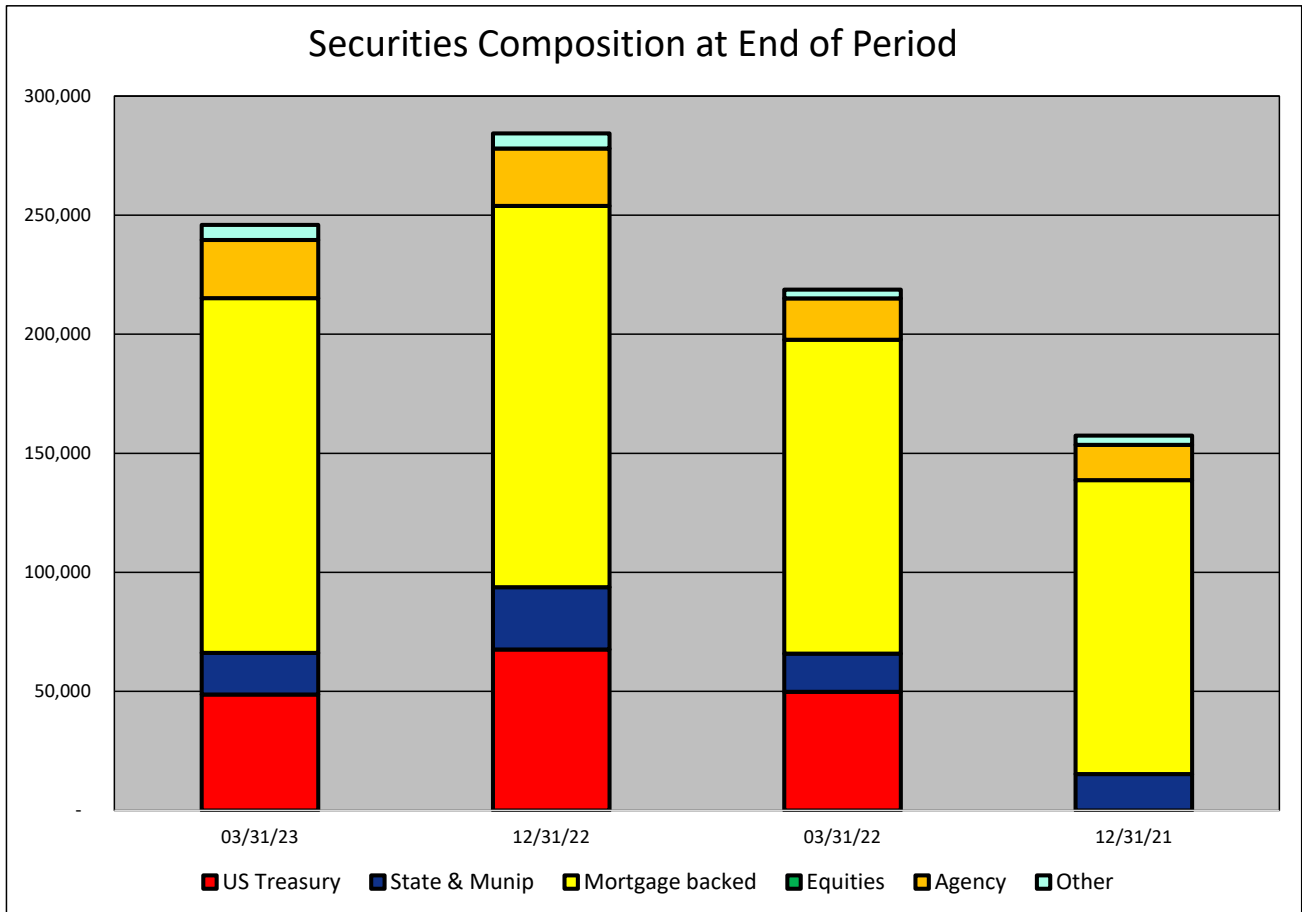


**SECURITIES COMPOSITION - Bank of Central Florida**  
(Dollars in Thousands)

As of:	03/31/23	12/31/22	03/31/22	12/31/21	\$ Change 12 MTHS	% Change 12 MTHS
--------	----------	----------	----------	----------	----------------------	---------------------

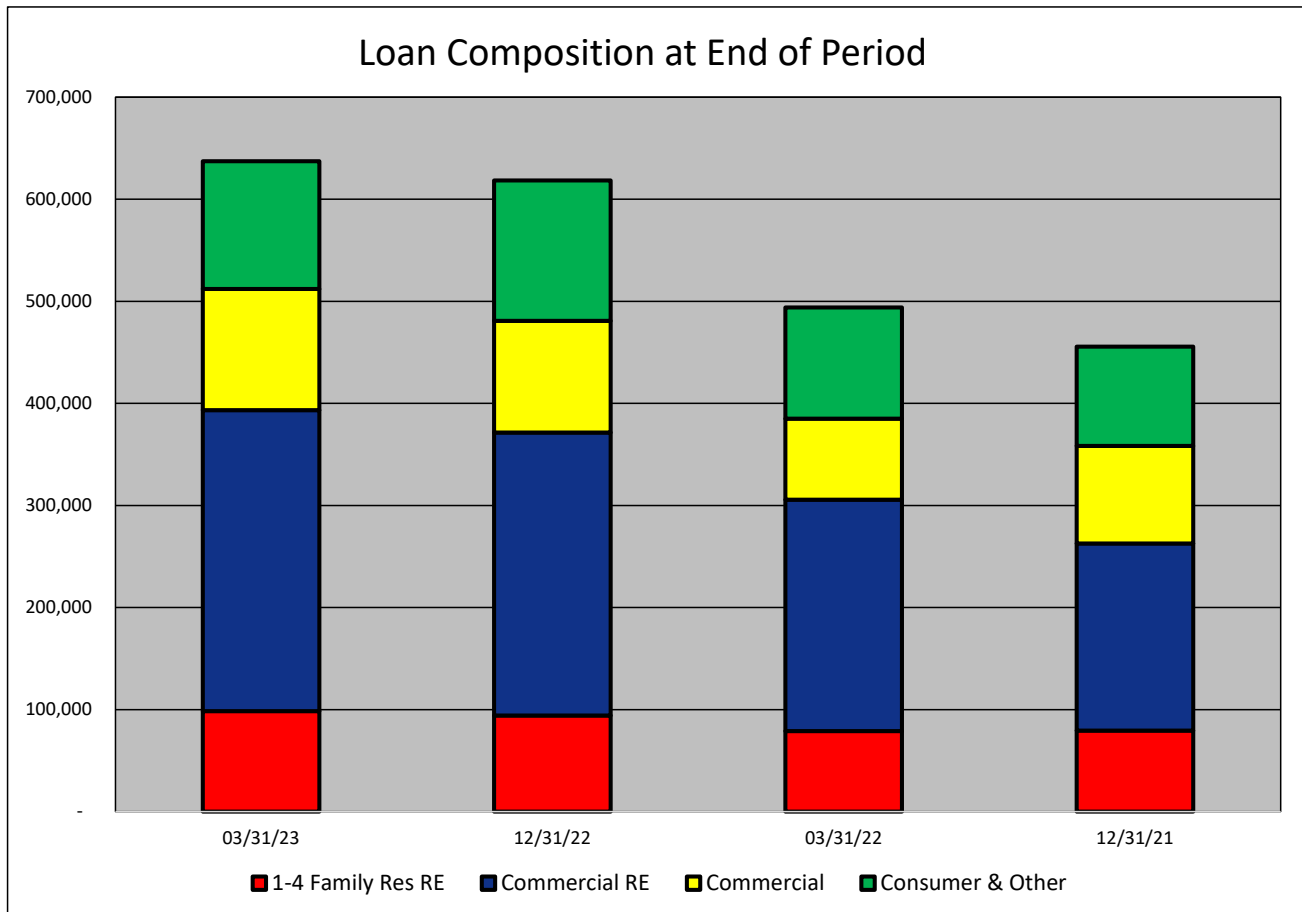
**SECURITIES CATEGORY:**

US Treasury	48,688	67,606	49,797	-	(1,109)	(2.23)
State & Munip	17,540	26,159	16,097	15,316	1,443	8.96
Mortgage backed	148,971	160,091	131,766	123,435	17,205	13.06
Equities	-	-	-	-	-	NA
Agency	24,386	24,109	17,439	14,754	6,947	39.84
Other	6,329	6,392	3,619	3,932	2,710	74.88
<b>Total Securities</b>	<b>245,914</b>	<b>284,357</b>	<b>218,718</b>	<b>157,437</b>	<b>27,196</b>	<b>12.43</b>



**LOAN PORTFOLIO COMPOSITION - Bank of Central Florida**  
(Dollars in Thousands)

As of:	03/31/23	12/31/22	03/31/22	12/31/21	\$ Change 12 MTHS	% Change 12 MTHS
<b>LOAN CATEGORY:</b>						
1-4 Family Res RE	98,364	94,222	78,927	79,483	19,437	24.63
Commercial RE	294,903	277,133	226,683	183,163	68,220	30.09
Commercial	118,753	109,462	79,400	95,571	39,353	49.56
Consumer & Other	125,319	137,607	108,896	97,461	16,423	15.08
Loans, Net	637,339	618,424	493,906	455,678	143,433	29.04



**LOAN PORTFOLIO QUALITY - Bank of Central Florida**  
(Dollars in Thousands)

As of:	03/31/23	12/31/22	03/31/22	12/31/21	\$ Change 12 MTHS	% Change 12 MTHS
--------	----------	----------	----------	----------	----------------------	---------------------

**ALLOWANCE FOR CREDIT LOSSES (LOANS):**

Beginning Balance	5,688	4,919	4,919	5,756	769	15.63
Total Recoveries	27	50	11	44	16	145.45
Total Charge-offs	-	106	-	81	-	NA
Provision Expense	450	825	75	(800)	375	500.00
Writedown Transfer Loans HFS	-	-	-	-	-	NA
Adjustments	-	-	-	-	-	NA
Ending Balance	6,165	5,688	5,005	4,919	1,160	23.18

**NON-PERFORMING ASSETS:**

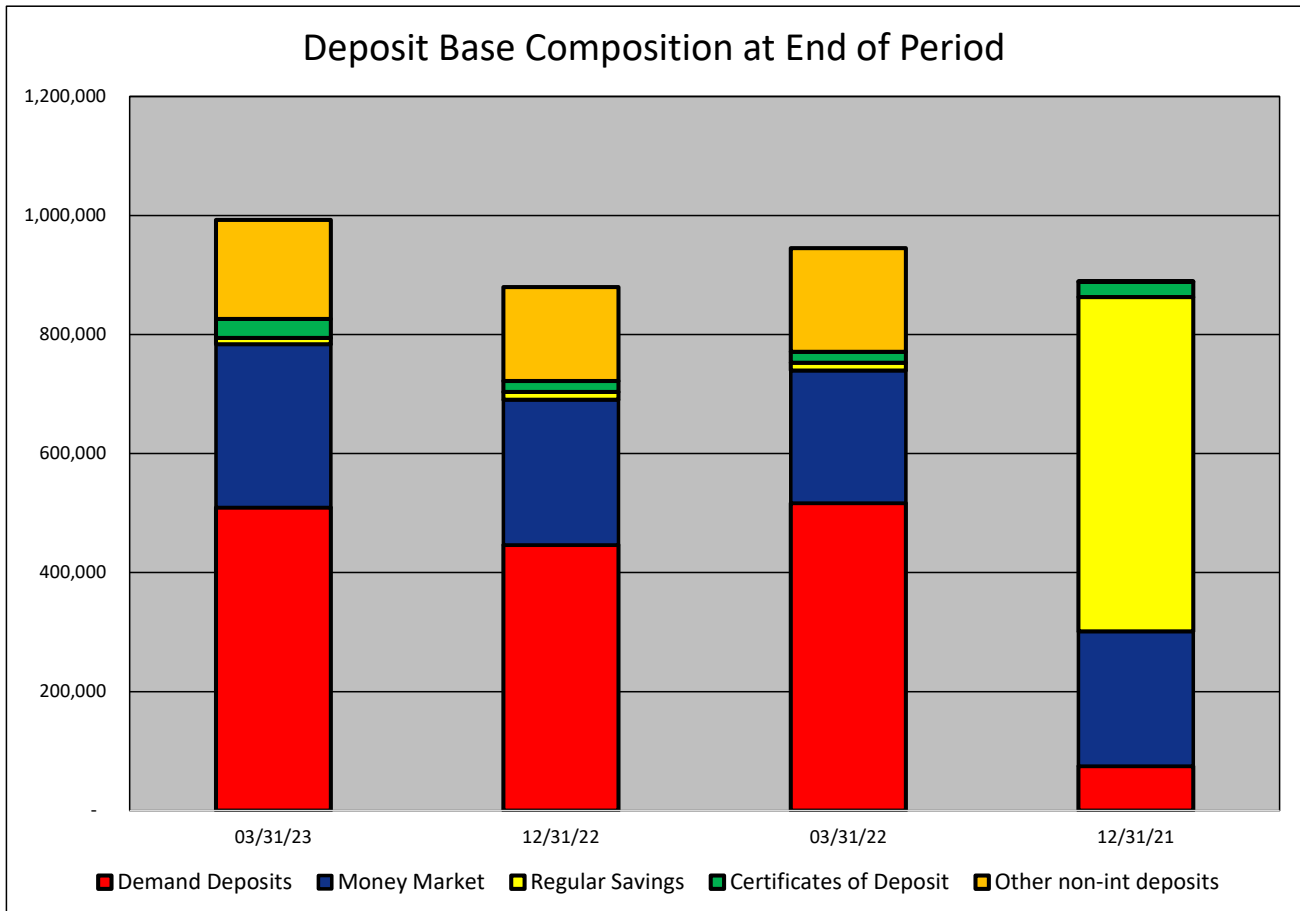
Total-90+ Days Past Due	-	-	-	-	-	NA
Total-Nonaccrual	-	-	-	-	-	NA
Foreclosed Real Estate	-	-	-	-	-	NA
Total Non-perf Assets	-	-	-	-	-	NA

**DEPOSIT BASE COMPOSITION - Bank of Central Florida**  
(Dollars in Thousands)

As of:	03/31/23	12/31/22	03/31/22	12/31/21	\$ Change 12 MTHS	% Change 12 MTHS
--------	----------	----------	----------	----------	----------------------	---------------------

**DEPOSIT BASE CATEGORY:**

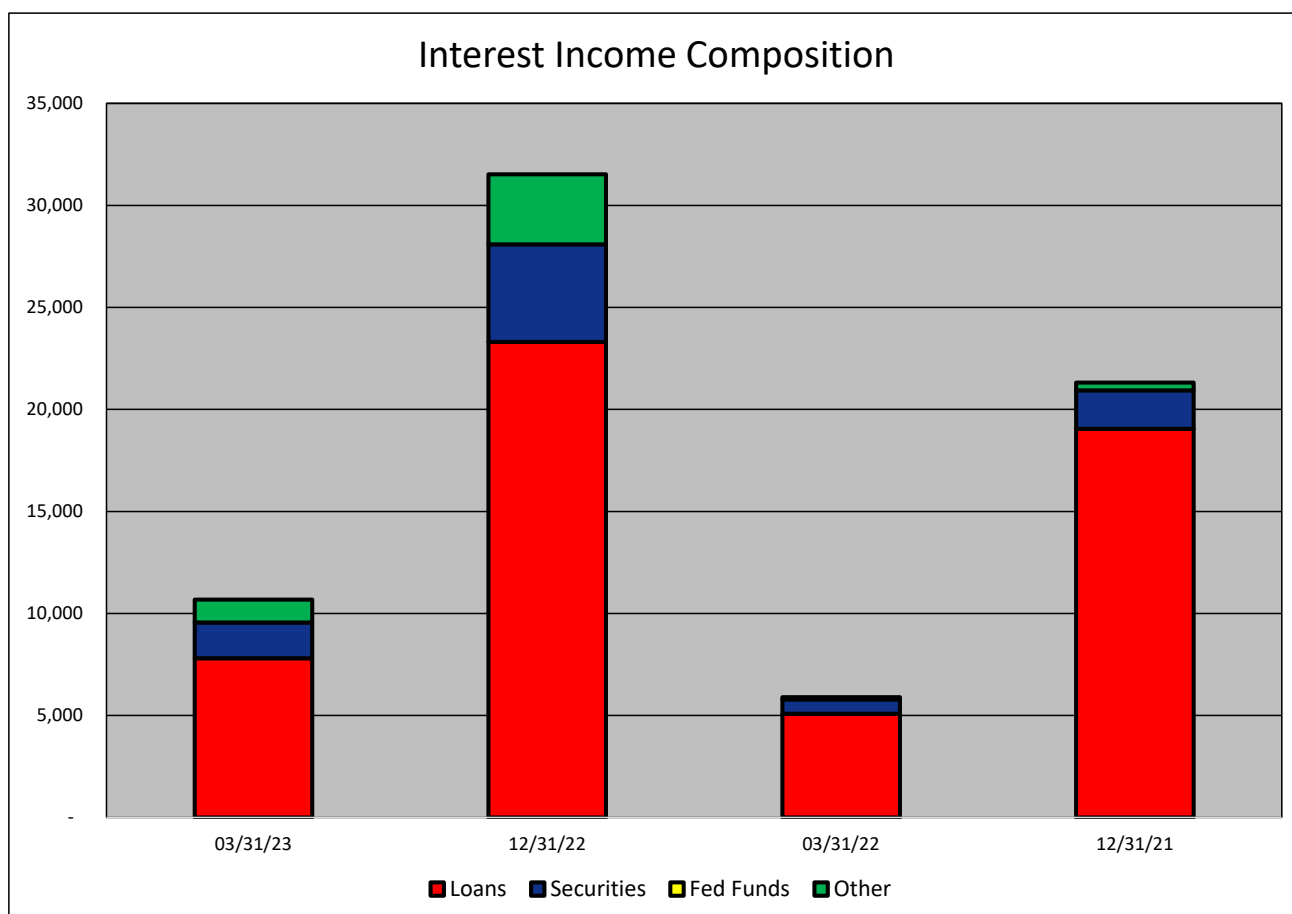
Demand Deposits	509,392	446,382	516,530	74,587	(7,138)	(1.38)
Money Market	274,302	243,888	222,857	226,645	51,445	23.08
Regular Savings	10,544	13,097	13,176	561,892	(2,632)	(19.98)
Certificates of Deposit	32,009	18,467	18,398	25,734	13,611	73.98
Other non-int deposits	166,161	157,962	174,251	858	(8,090)	(4.64)
<b>Total Deposits</b>	<b>992,408</b>	<b>879,796</b>	<b>945,212</b>	<b>889,716</b>	<b>47,196</b>	<b>4.99</b>





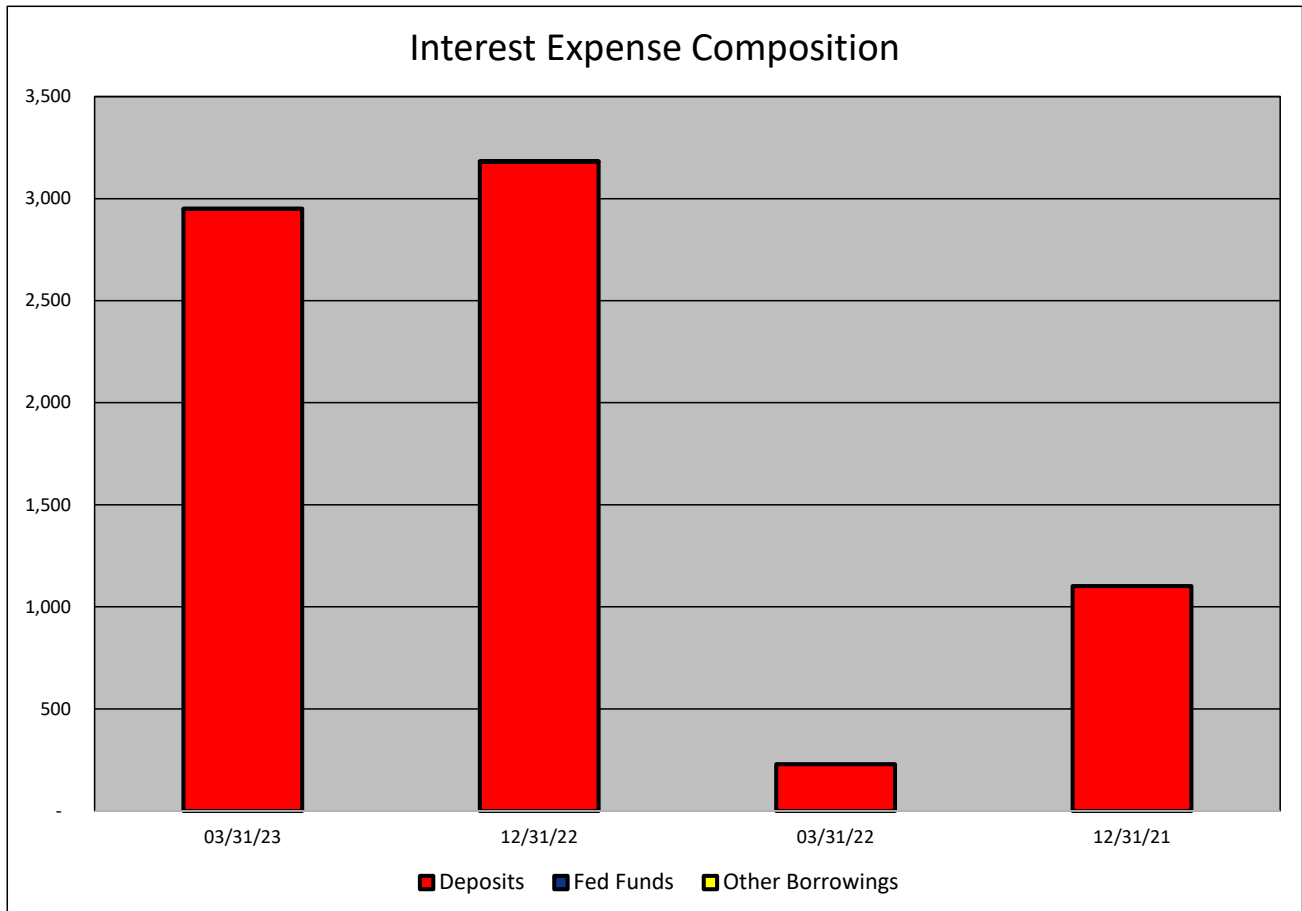
**INTEREST INCOME COMPOSITION- Bank of Central Florida**  
(Dollars in Thousands)

As of:	03/31/23	12/31/22	03/31/22	12/31/21	\$ Change 12 MTHS	% Change 12 MTHS
<b>INTEREST INCOME CATEGORY</b>						
Loans	7,803	23,313	5,090	19,044	2,713	53.30
Securities	1,754	4,779	701	1,896	1,053	150.21
Fed Funds	-	-	-	-	-	NA
Other	1,123	3,428	109	373	1,014	930.28
<b>Total Int Income</b>	<b>10,680</b>	<b>31,520</b>	<b>5,900</b>	<b>21,313</b>	<b>4,780</b>	<b>81.02</b>



**INTEREST EXPENSE COMPOSITION- Bank of Central Florida**  
(Dollars in Thousands)

As of:	03/31/23	12/31/22	03/31/22	12/31/21	\$ Change 12 MTHS	% Change 12 MTHS
<b>INTEREST EXPENSE CATEGORY</b>						
Deposits	2,949	3,182	229	1,102	2,720	1,187.77
Fed Funds	2	1	-	-	2	NA
Other Borrowings	-	-	-	-	-	NA
<b>Total Int Expense</b>	<b>2,951</b>	<b>3,183</b>	<b>229</b>	<b>1,102</b>	<b>2,722</b>	<b>1,188.65</b>

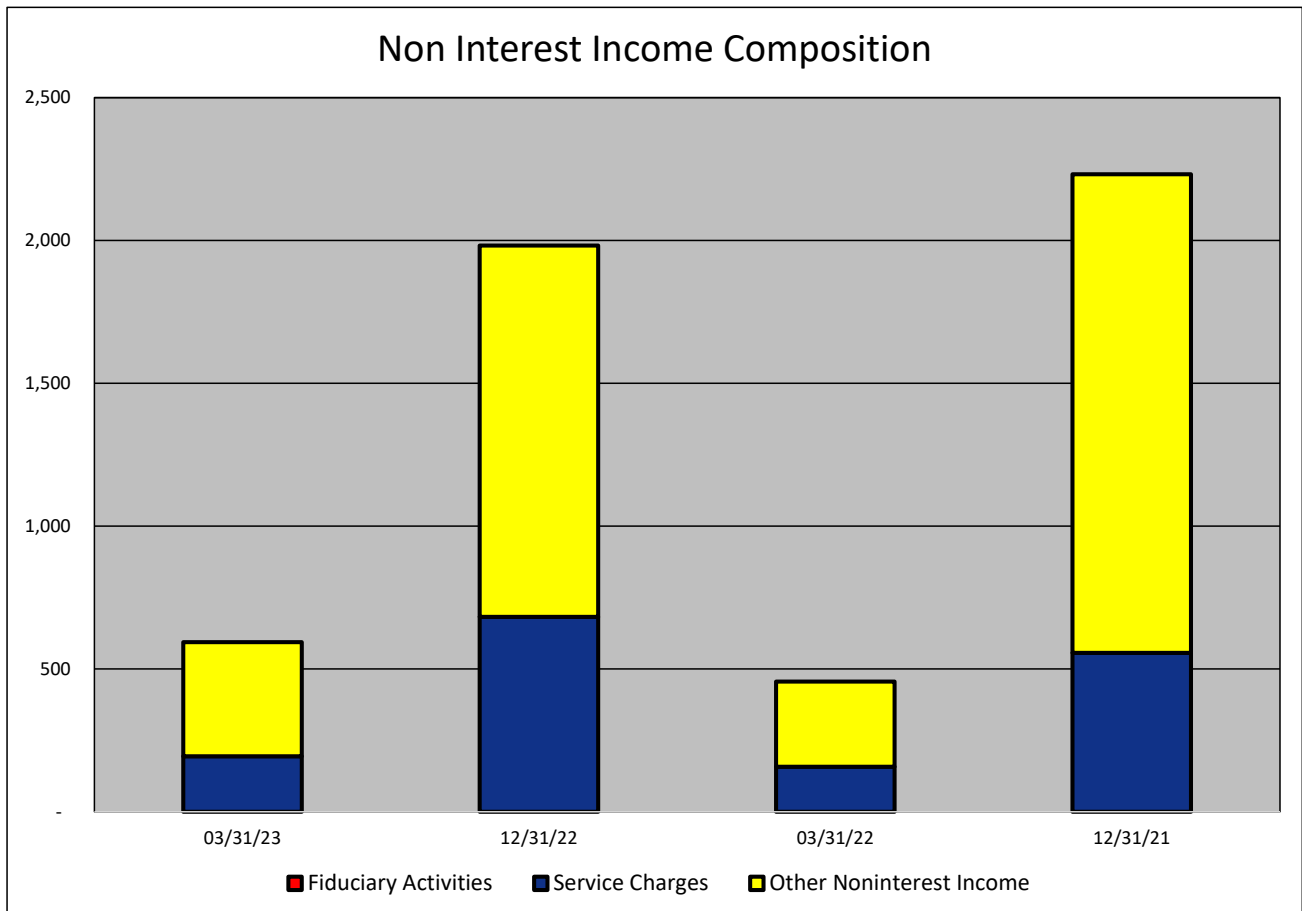


**NONINTEREST INCOME COMPOSITION- Bank of Central Florida**  
(Dollars in Thousands)

As of:	03/31/23	12/31/22	03/31/22	12/31/21	\$ Change 12 MTHS	% Change 12 MTHS
--------	----------	----------	----------	----------	----------------------	---------------------

**NONINTEREST INCOME CATEGORY**

Fiduciary Activities	-	-	-	-	-	NA
Service Charges	194	682	158	556	36	22.78
Other Noninterest Income	400	1,300	298	1,676	102	34.23
<b>Total Nonint. Income</b>	<b>594</b>	<b>1,982</b>	<b>456</b>	<b>2,232</b>	<b>138</b>	<b>30.26</b>

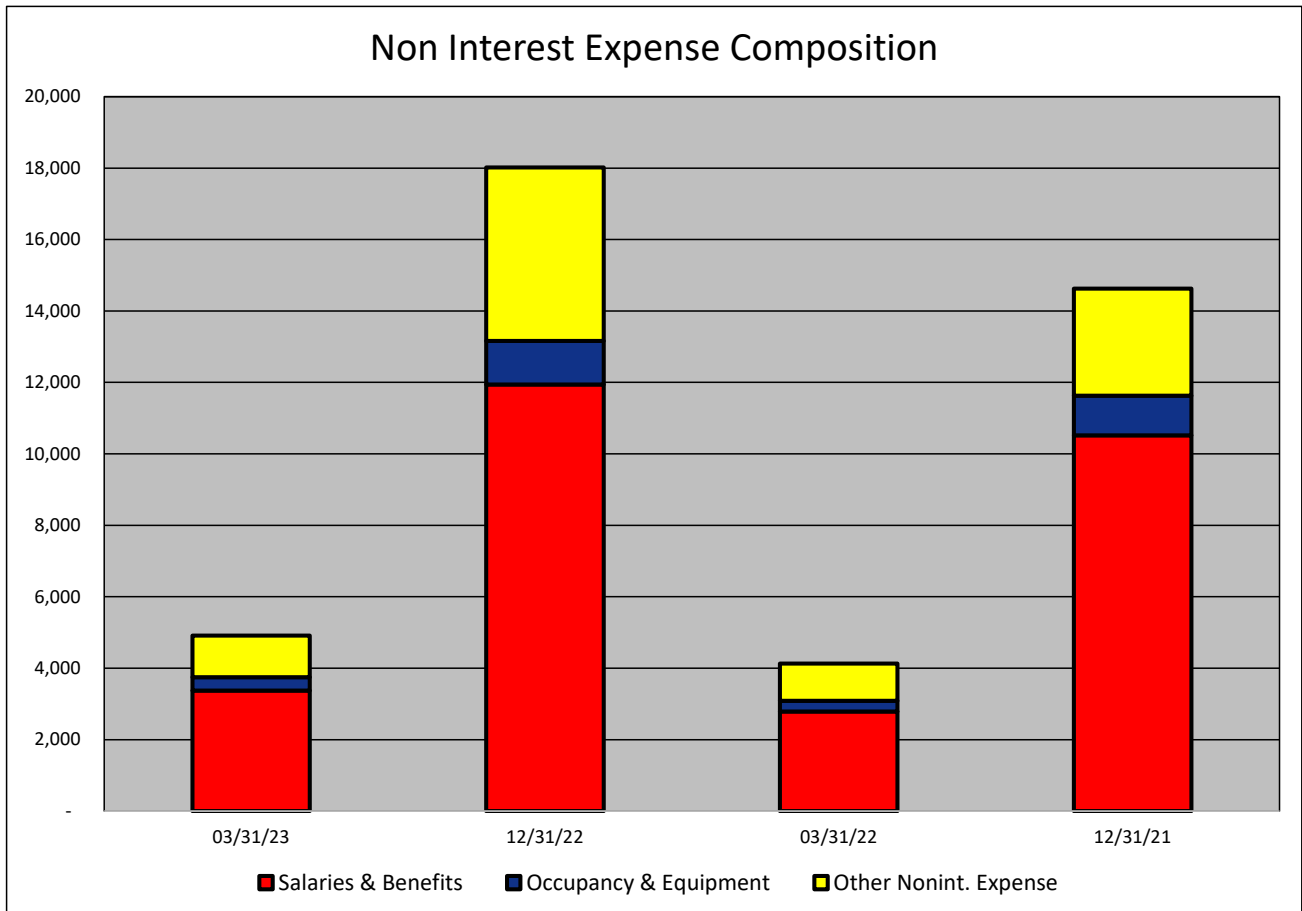


**NONINTEREST EXPENSE COMPOSITION- Bank of Central Florida**  
(Dollars in Thousands)

As of:	03/31/23	12/31/22	03/31/22	12/31/21	\$ Change 12 MTHS	% Change 12 MTHS
--------	----------	----------	----------	----------	----------------------	---------------------

**NONINTEREST EXPENSE CATEGORY**

Salaries & Benefits	3,372	11,941	2,788	10,521	584	20.95
Occupancy & Equipment	373	1,223	297	1,111	76	25.59
Other Nonint. Expense	1,168	4,852	1,047	2,991	121	11.56
<b>Total Nonint. Expense</b>	<b>4,913</b>	<b>18,016</b>	<b>4,132</b>	<b>14,623</b>	<b>781</b>	<b>18.90</b>



**PEER GROUP COMPARISONS REPORT**  
**Central Florida Group**

BALANCE SHEET

Institution name	Total Assets \$'000		% Change in Assets
	This Year	Last Year	
Cogent Bank	1,538,946	1,243,617	<b>23.75</b>
Sunrise Bank	469,766	407,599	<b>15.25</b>
First Bank	732,456	647,856	<b>13.06</b>
Heartland National Bank	747,606	674,869	<b>10.78</b>
United Southern Bank	929,534	840,015	<b>10.66</b>
<b>Bank Of Central Florida</b>	<b>1,074,023</b>	<b>1,009,599</b>	<b>6.38</b>
Axiom Bank, National Association	673,161	637,467	<b>5.60</b>
Citizens Bank And Trust	1,329,359	1,265,143	<b>5.08</b>
The First National Bank Of Mount Dora	389,434	382,657	<b>1.77</b>
Mainstreet Community Bank Of Florida	765,869	770,263	<b>(0.57)</b>
First National Bank Of Wauchula	88,168	89,224	<b>(1.18)</b>
Southstate Bank, National Association	44,902,537	46,182,119	<b>(2.77)</b>
Crews Bank & Trust	222,161	233,183	<b>(4.73)</b>
Surety Bank	194,892	204,905	<b>(4.89)</b>
Winter Park National Bank	717,750	759,789	<b>(5.53)</b>
First Colony Bank Of Florida	278,478	297,707	<b>(6.46)</b>
Wauchula State Bank	903,798	966,999	<b>(6.54)</b>
Citizens First Bank	3,742,550	4,013,670	<b>(6.75)</b>
Commerce Bank & Trust	159,450	178,053	<b>(10.45)</b>

<b>Select Peer Average</b>	<b>3,150,523</b>	<b>3,200,249</b>	<b>2.23</b>
----------------------------	------------------	------------------	-------------

**PEER GROUP COMPARISONS REPORT**  
**Central Florida Group**

BALANCE SHEET

Institution name	Total Loans \$000		% Change in Loans
	This Year	Last Year	
Cogent Bank	1,272,481	880,061	44.59
Sunrise Bank	370,928	261,403	41.90
Winter Park National Bank	394,592	295,385	33.59
Bank Of Central Florida	637,339	493,906	29.04
Citizens Bank And Trust	647,494	512,400	26.36
Commerce Bank & Trust	113,616	93,789	21.14
Southstate Bank, National Association	30,723,431	26,686,803	15.13
Axiom Bank, National Association	465,046	406,646	14.36
United Southern Bank	345,323	302,098	14.31
Crews Bank & Trust	94,840	83,391	13.73
The First National Bank Of Mount Dora	107,842	97,306	10.83
First Bank	390,000	354,896	9.89
Citizens First Bank	1,229,004	1,119,268	9.80
Mainstreet Community Bank Of Florida	486,019	444,996	9.22
Surety Bank	78,894	73,172	7.82
Wauchula State Bank	555,849	523,101	6.26
First National Bank Of Wauchula	65,968	64,938	1.59
Heartland National Bank	150,657	148,480	1.47
First Colony Bank Of Florida	170,284	181,013	(5.93)

<b>Select Peer Average</b>	2,015,769	1,738,055	16.06
----------------------------	-----------	-----------	-------

**PEER GROUP COMPARISONS REPORT**  
*Central Florida Group*

**CAPITAL RATIOS**  
For the three months ended March 31, 2023

Institution name	Equity/ Assets	Leverage Ratio	Tier 1 Risk- based Ratio	Risk based Capital Ratio	Common Equity Tier 1 Capital Ratio
Axiom Bank, National Association	12.88	<b>13.05</b>	16.20	17.45	16.20
Citizens First Bank	8.76	<b>11.58</b>	17.07	17.91	17.07
Surety Bank	8.59	<b>11.18</b>	22.57	23.57	22.57
The First National Bank Of Mount Dora	7.27	<b>10.74</b>	15.19	16.03	15.19
First National Bank Of Wauchula	9.43	<b>10.47</b>	0.00	0.00	0.00
Wauchula State Bank	10.67	<b>10.36</b>	0.00	0.00	0.00
Mainstreet Community Bank Of Florida	7.91	<b>9.84</b>	0.00	0.00	0.00
Commerce Bank & Trust	6.21	<b>9.79</b>	12.25	13.50	12.25
Southstate Bank, National Association	12.30	<b>9.70</b>	11.93	12.99	11.93
Sunrise Bank	8.17	<b>9.63</b>	0.00	0.00	0.00
Crews Bank & Trust	8.25	<b>8.83</b>	19.84	21.10	19.84
First Colony Bank Of Florida	8.43	<b>8.77</b>	13.22	14.47	13.22
Cogent Bank	8.14	<b>8.52</b>	10.28	11.52	10.28
First Bank	7.13	<b>8.44</b>	14.23	15.49	14.23
<b>Bank Of Central Florida</b>	<b>6.83</b>	<b>8.41</b>	<b>11.99</b>	<b>12.81</b>	<b>11.99</b>
United Southern Bank	2.96	<b>8.11</b>	15.52	16.78	15.52
Heartland National Bank	6.59	<b>7.88</b>	25.14	26.22	25.14
Citizens Bank And Trust	1.39	<b>7.17</b>	12.36	13.31	12.36
Winter Park National Bank	5.71	<b>7.02</b>	11.77	12.87	11.77

<b>Select Peer Average</b>	7.77	9.45	12.08	12.95	12.08
----------------------------	------	------	-------	-------	-------

**PEER GROUP COMPARISONS REPORT**  
*Central Florida Group*

**BALANCE SHEET RATIOS**  
For the three months ended March 31, 2023

Institution name	Loans/ Deposits	Gross Loans/ Assets	Securities/ Assets
Cogent Bank	<b>94.34</b>	82.69	13.96
Sunrise Bank	<b>89.97</b>	78.96	16.54
Axiom Bank, National Association	<b>87.91</b>	69.08	7.13
First National Bank Of Wauchula	<b>84.38</b>	74.82	7.03
Southstate Bank, National Association	<b>84.15</b>	68.42	17.36
Commerce Bank & Trust	<b>82.35</b>	71.25	19.74
Mainstreet Community Bank Of Florida	<b>69.42</b>	63.46	27.66
Wauchula State Bank	<b>69.30</b>	61.50	27.87
First Colony Bank Of Florida	<b>67.26</b>	61.15	19.66
<b>Bank Of Central Florida</b>	<b>64.22</b>	<b>59.34</b>	<b>22.90</b>
Winter Park National Bank	<b>58.50</b>	54.98	37.06
First Bank	<b>57.72</b>	53.25	23.64
Citizens Bank And Trust	<b>52.34</b>	48.71	43.96
Crews Bank & Trust	<b>46.67</b>	42.69	28.72
Surety Bank	<b>44.33</b>	40.48	16.05
United Southern Bank	<b>42.16</b>	37.15	44.68
Citizens First Bank	<b>37.22</b>	32.84	60.58
The First National Bank Of Mount Dora	<b>30.12</b>	27.69	64.78
Heartland National Bank	<b>21.84</b>	20.15	43.68

<b>Select Peer Average</b>	<b>62.33</b>	<b>55.19</b>	<b>28.58</b>
----------------------------	--------------	--------------	--------------



**PEER GROUP COMPARISONS REPORT**  
*Central Florida Group*

**PROFITABILITY RATIOS**  
For the three months ended March 31, 2023

Institution name	Avg Total Assets (\$000)	Return on Avg Assets	Return on Avg Equity
Surety Bank	198,752	<b>3.12</b>	38.47
Wauchula State Bank	951,041	<b>2.40</b>	24.45
Crews Bank & Trust	223,813	<b>1.91</b>	24.23
First Colony Bank Of Florida	292,364	<b>1.83</b>	22.90
Heartland National Bank	751,620	<b>1.75</b>	28.19
Cogent Bank	1,525,136	<b>1.43</b>	17.90
Citizens First Bank	3,907,881	<b>1.42</b>	18.09
Southstate Bank, National Association	44,937,452	<b>1.33</b>	10.97
Winter Park National Bank	741,288	<b>1.31</b>	24.11
Sunrise Bank	466,370	<b>1.27</b>	15.90
The First National Bank Of Mount Dora	389,566	<b>1.12</b>	16.43
First National Bank Of Wauchula	89,720	<b>1.03</b>	11.31
United Southern Bank	906,302	<b>1.02</b>	36.97
First Bank	703,578	<b>0.98</b>	13.71
Mainstreet Community Bank Of Florida	776,768	<b>0.88</b>	11.73
Commerce Bank & Trust	156,844	<b>0.87</b>	14.24
<b>Bank Of Central Florida</b>	<b>1,073,845</b>	<b>0.83</b>	<b>12.44</b>
Citizens Bank And Trust	1,381,020	<b>0.82</b>	103.72
Axiom Bank, National Association	661,998	<b>(0.07)</b>	(0.54)

<b>Select Peer Average</b>	3,165,019	1.33	23.43
----------------------------	-----------	------	-------

**PEER GROUP COMPARISONS REPORT**  
*Central Florida Group*

**PROFITABILITY RATIOS**  
For the three months ended March 31, 2023

Institution name	Noninterest Income/AA	Net Overhead Ratio	Efficiency Ratio	Assets (per million) per Employee
Heartland National Bank	0.26	1.04	<b>35.90</b>	12.67
Wauchula State Bank	0.50	1.45	<b>43.00</b>	3.70
Winter Park National Bank	0.07	1.05	<b>43.74</b>	25.63
First Colony Bank Of Florida	0.07	1.60	<b>44.96</b>	14.66
Citizens First Bank	0.57	1.00	<b>46.07</b>	9.20
Surety Bank	3.60	(0.29)	<b>50.59</b>	5.27
Southstate Bank, National Association	0.71	1.45	<b>51.67</b>	8.83
Crews Bank & Trust	0.55	1.82	<b>54.72</b>	9.26
Cogent Bank	0.35	2.25	<b>55.64</b>	8.10
<b>Bank Of Central Florida</b>	<b>0.22</b>	<b>1.61</b>	<b>58.79</b>	<b>11.55</b>
First Bank	1.09	1.25	<b>58.83</b>	7.18
United Southern Bank	0.59	1.51	<b>59.95</b>	6.20
Sunrise Bank	0.11	2.21	<b>61.42</b>	8.70
Mainstreet Community Bank Of Florida	0.33	1.90	<b>65.91</b>	7.51
The First National Bank Of Mount Dora	1.85	1.67	<b>70.72</b>	4.81
Commerce Bank & Trust	0.18	2.43	<b>72.54</b>	7.25
Citizens Bank And Trust	0.67	1.61	<b>72.74</b>	7.00
First National Bank Of Wauchula	0.34	3.56	<b>78.31</b>	3.15
Axiom Bank, National Association	1.03	4.06	<b>97.30</b>	4.16

<b>Select Peer Average</b>	0.69	1.75	59.09	8.67
----------------------------	------	------	-------	------

**PEER GROUP COMPARISONS REPORT**  
*Central Florida Group*

**ASSET QUALITY RATIOS**  
For the three months ended March 31, 2023

Institution name	Allowance/ Loans	Nonperf Loans/ Total Loans	Nonperf Assets/ Total Assets	Adjusted Texas Ratio
Commerce Bank & Trust	1.50	0.00	<b>0.00</b>	0.00
Bank Of Central Florida	0.97	0.00	<b>0.00</b>	0.00
First Colony Bank Of Florida	1.73	0.00	<b>0.00</b>	0.00
Mainstreet Community Bank Of Florida	1.22	0.00	<b>0.00</b>	0.00
Sunrise Bank	1.28	0.00	<b>0.00</b>	0.00
Winter Park National Bank	1.22	0.00	<b>0.00</b>	0.00
Crews Bank & Trust	2.65	0.02	<b>0.01</b>	0.09
Citizens First Bank	1.66	0.08	<b>0.04</b>	0.38
Citizens Bank And Trust	1.06	0.20	<b>0.10</b>	4.99
The First National Bank Of Mount Dora	1.73	0.36	<b>0.10</b>	1.30
United Southern Bank	2.68	0.37	<b>0.14</b>	3.44
Heartland National Bank	1.49	0.97	<b>0.20</b>	2.84
Cogent Bank	1.16	0.31	<b>0.25</b>	2.78
Southstate Bank, National Association	1.21	0.41	<b>0.29</b>	2.69
First Bank	1.69	0.60	<b>0.32</b>	3.65
Wauchula State Bank	2.02	0.66	<b>0.41</b>	3.43
Surety Bank	1.25	1.31	<b>0.53</b>	5.82
First National Bank Of Wauchula	1.39	0.96	<b>0.72</b>	6.88
Axiom Bank, National Association	1.23	2.52	<b>1.75</b>	12.76

<b>Select Peer Average</b>	1.53	0.46	0.26	2.69
----------------------------	------	------	------	------

**PEER GROUP COMPARISONS REPORT**  
*Central Florida Group*

**STATEMENT OF CONDITION (% OF ASSETS)**  
**For the three months ended March 31, 2023**

Institution name	Cash & Nointerest bearing Deps	Interest- bearing Bal	Fed Funds Sold & Repos	Held to Maturity Secs	Available for Sale Secs
Surety Bank	<b>26.01</b>	13.63	0.00	0.00	16.05
First National Bank Of Wauchula	<b>5.87</b>	8.01	0.00	0.00	7.03
Commerce Bank & Trust	<b>3.58</b>	2.19	0.00	0.00	19.74
Axiom Bank, National Association	<b>3.46</b>	14.58	0.00	0.00	7.13
First Bank	<b>2.56</b>	15.66	1.40	0.00	23.64
First Colony Bank Of Florida	<b>2.35</b>	16.70	0.00	11.08	8.59
Southstate Bank, National Association	<b>1.24</b>	2.96	0.24	5.87	11.49
Mainstreet Community Bank Of Florida	<b>1.18</b>	2.76	0.18	0.00	27.66
Heartland National Bank	<b>1.08</b>	32.67	0.00	0.00	43.68
Winter Park National Bank	<b>1.03</b>	5.15	0.00	22.24	14.82
Wauchula State Bank	<b>0.98</b>	9.24	0.00	21.76	6.11
Crews Bank & Trust	<b>0.95</b>	26.64	0.00	18.82	9.89
United Southern Bank	<b>0.79</b>	12.69	0.00	1.26	43.42
Citizens First Bank	<b>0.74</b>	0.19	2.18	0.00	60.58
Sunrise Bank	<b>0.64</b>	1.74	0.00	1.06	15.48
<b>Bank Of Central Florida</b>	<b>0.51</b>	<b>14.15</b>	<b>0.00</b>	<b>0.00</b>	<b>22.90</b>
The First National Bank Of Mount Dora	<b>0.43</b>	1.01	0.00	0.00	64.78
Citizens Bank And Trust	<b>0.35</b>	4.67	0.00	0.00	43.96
Cogent Bank	<b>0.13</b>	2.58	0.00	0.00	13.96

<b>Select Peer Average</b>	<b>2.84</b>	<b>9.85</b>	<b>0.21</b>	<b>4.32</b>	<b>24.26</b>
----------------------------	-------------	-------------	-------------	-------------	--------------

**PEER GROUP COMPARISONS REPORT**  
*Central Florida Group*

**STATEMENT OF CONDITION (% OF ASSETS)**  
**For the three months ended March 31, 2023**

Institution name	Net Loans & Leases	Premises & Fixed Assets	Total Real Estate Owned	Intangible Assets
Cogent Bank	<b>81.73</b>	0.38	0.00	0.08
Sunrise Bank	<b>77.95</b>	2.02	0.00	0.01
First National Bank Of Wauchula	<b>73.78</b>	1.41	0.00	0.00
Commerce Bank & Trust	<b>70.19</b>	0.56	0.00	0.00
Axiom Bank, National Association	<b>68.24</b>	2.72	0.01	0.19
Southstate Bank, National Association	<b>67.54</b>	1.19	0.01	4.72
Mainstreet Community Bank Of Florida	<b>62.65</b>	2.26	0.00	0.01
Wauchula State Bank	<b>60.26</b>	0.79	0.00	0.00
First Colony Bank Of Florida	<b>60.09</b>	0.55	0.00	0.00
<b>Bank Of Central Florida</b>	<b>58.77</b>	<b>1.43</b>	<b>0.00</b>	<b>0.02</b>
Winter Park National Bank	<b>54.31</b>	0.43	0.00	0.00
First Bank	<b>52.34</b>	1.98	0.00	0.00
Citizens Bank And Trust	<b>48.19</b>	1.23	0.00	0.00
Crews Bank & Trust	<b>41.56</b>	1.68	0.00	0.00
Surety Bank	<b>39.98</b>	1.02	0.00	0.00
United Southern Bank	<b>36.16</b>	1.11	0.00	0.00
Citizens First Bank	<b>31.90</b>	1.22	0.01	0.37
The First National Bank Of Mount Dora	<b>27.21</b>	1.26	0.00	0.00
Heartland National Bank	<b>19.80</b>	0.53	0.00	0.00

<b>Select Peer Average</b>	54.35	1.25	0.00	0.28
----------------------------	-------	------	------	------

**PEER GROUP COMPARISONS REPORT**  
*Central Florida Group*

**STATEMENT OF CONDITION (% OF TOTAL FUNDING SOURCES)**  
**For the three months ended March 31, 2023**

Institution name	Non Interest Bearing Deps	Interest Bearing Deps	Total Deps	Total Fed Funds & Repos	Other Borrowed Money
Surety Bank	<b>49.07</b>	50.93	100.00	0.00	0.00
Crews Bank & Trust	<b>46.91</b>	53.09	100.00	0.00	0.00
The First National Bank Of Mount Dora	<b>46.25</b>	53.75	100.00	0.00	0.00
First Colony Bank Of Florida	<b>41.37</b>	58.63	100.00	0.00	0.00
Citizens Bank And Trust	<b>37.83</b>	57.52	95.35	1.80	2.85
Wauchula State Bank	<b>37.79</b>	61.76	99.54	0.43	0.03
First Bank	<b>37.74</b>	62.26	100.00	0.00	0.00
Mainstreet Community Bank Of Florida	<b>37.74</b>	62.26	100.00	0.00	0.00
<b>Bank Of Central Florida</b>	<b>36.73</b>	<b>63.27</b>	<b>100.00</b>	<b>0.00</b>	<b>0.00</b>
Sunrise Bank	<b>35.22</b>	61.49	96.72	0.00	3.28
First National Bank Of Wauchula	<b>33.90</b>	66.10	100.00	0.00	0.00
Cogent Bank	<b>33.24</b>	62.98	96.22	0.00	3.78
Southstate Bank, National Association	<b>33.02</b>	63.17	96.19	1.43	2.38
Winter Park National Bank	<b>31.80</b>	68.20	100.00	0.00	0.00
Commerce Bank & Trust	<b>31.27</b>	62.15	93.42	1.17	5.42
United Southern Bank	<b>28.46</b>	63.16	91.61	0.00	8.39
Heartland National Bank	<b>27.31</b>	72.24	99.55	0.45	0.00
Axiom Bank, National Association	<b>23.81</b>	67.56	91.36	0.00	8.64
Citizens First Bank	<b>20.89</b>	76.63	97.52	2.48	0.00

<b>Select Peer Average</b>	35.28	62.48	97.76	0.41	1.83
----------------------------	-------	-------	-------	------	------

**PEER GROUP COMPARISONS REPORT**  
*Central Florida Group*

**YIELDS, COSTS & SPREADS - ASSET YIELDS**  
For the three months ended March 31, 2023

Institution name	Yield on Earning Assets	Cost of Funds	Net Interest Margin	Avg Earning Assets/AA
First National Bank Of Wauchula	5.51	0.67	<b>5.08</b>	91.27
Axiom Bank, National Association	5.88	1.96	<b>4.53</b>	92.82
Cogent Bank	5.65	2.57	<b>4.19</b>	101.97
Surety Bank	4.88	1.13	<b>4.06</b>	69.68
Wauchula State Bank	4.19	0.27	<b>4.04</b>	98.60
Southstate Bank, National Association	4.45	1.01	<b>3.82</b>	90.13
Crews Bank & Trust	3.83	0.10	<b>3.78</b>	98.88
Sunrise Bank	5.07	2.26	<b>3.75</b>	97.76
First Colony Bank Of Florida	4.22	0.76	<b>3.55</b>	98.83
Heartland National Bank	4.27	1.17	<b>3.46</b>	96.93
Commerce Bank & Trust	4.33	1.85	<b>3.39</b>	99.07
Mainstreet Community Bank Of Florida	4.03	1.37	<b>3.24</b>	94.42
First Bank	3.98	1.62	<b>2.99</b>	95.80
<b>Bank Of Central Florida</b>	<b>4.09</b>	<b>1.92</b>	<b>2.96</b>	<b>97.15</b>
The First National Bank Of Mount Dora	3.32	0.71	<b>2.92</b>	98.62
United Southern Bank	3.37	0.78	<b>2.85</b>	101.76
Citizens First Bank	3.42	0.85	<b>2.79</b>	97.40
Citizens Bank And Trust	3.40	1.42	<b>2.56</b>	95.36
Winter Park National Bank	3.83	1.94	<b>2.55</b>	97.50

<b>Select Peer Average</b>	4.30	1.28	3.66	95.47
----------------------------	------	------	------	-------