

# Bank Of Central Florida

Lakeland, FL

Established  
3/19/2007

## Florida Bank and Thrift Performance Report

### Table of Contents

<b>Title</b>	<b>Page</b>
PEER GROUP POSITION	1
EXECUTIVE SUMMARY	2
SELECTED FINANCIAL DATA	3
SECURITIES COMPOSITION	4
LOAN PORTFOLIO COMPOSITION	5
LOAN PORTFOLIO QUALITY	6
DEPOSIT BASE COMPOSITION	7
INTEREST INCOME COMPOSITION	8
INTEREST EXPENSE COMPOSITION	9
NONINTEREST INCOME COMPOSITION	10
NONINTEREST EXPENSE COMPOSITION	11
PEER GROUP COMPARISONS REPORT	12-22

#### **FLORIDA BANKING TEAM**

Ed Hacker, Robert Brink, Steve Kania, Ted Hacker, David Ajvazi, Michael Squitieri, Erica Hines, Sacha Widmaier, Kristin Moroso, Anthony Hagbartsen, Madeline Bogumil, Natalie Filippone, Lauren Klindt, Phillip Berdeguer, Andrew Joyce, Dylan Frayne, Mai Tran, Dylan Frayne, Meranda Joseph, Patricia Romero, Vanessa Hossler, Adam McCord, Michael Law, Benley Fleureme-Pierre, Joseph Fazio, Allyson Wiitala

Information contained herein was obtained from FIS is believed to be reliable however, accuracy is not guaranteed and all peer and state averages are simple averages.

**PEER GROUP POSITION**  
**For the**  
**Central Florida Group**

**For the year ended December 31, 2022**

Institution name	Total Assets (\$000's)
Southstate Bank, National Association	43,900,126
Citizens First Bank	3,828,547
Cogent Bank	1,476,523
Citizens Bank And Trust	1,324,883
Wauchula State Bank	972,344
<b>Bank Of Central Florida</b>	<b>961,073</b>
United Southern Bank	892,197
Mainstreet Community Bank Of Florida	747,614
Heartland National Bank	738,123
Winter Park National Bank	713,985
First Bank	691,261
Axiom Bank, National Association	661,535
Sunrise Bank	447,727
The First National Bank Of Mount Dora	387,221
First Colony Bank Of Florida	295,933
Crews Bank & Trust	226,132
Surety Bank	216,989
Commerce Bank & Trust	151,773
First National Bank Of Wauchula	89,713

Institution name	Return on Avg Assets (%)
Surety Bank	3.13
First Colony Bank Of Florida	1.84
Wauchula State Bank	1.53
Winter Park National Bank	1.39
Citizens First Bank	1.24
Cogent Bank	1.24
Sunrise Bank	1.22
The First National Bank Of Mount Dora	1.16
Southstate Bank, National Association	1.15
United Southern Bank	1.10
Heartland National Bank	1.07
Crews Bank & Trust	1.06
First Bank	1.05
Mainstreet Community Bank Of Florida	1.03
Citizens Bank And Trust	0.89
<b>Bank Of Central Florida</b>	<b>0.86</b>
Commerce Bank & Trust	0.69
First National Bank Of Wauchula	0.68
Axiom Bank, National Association	0.08

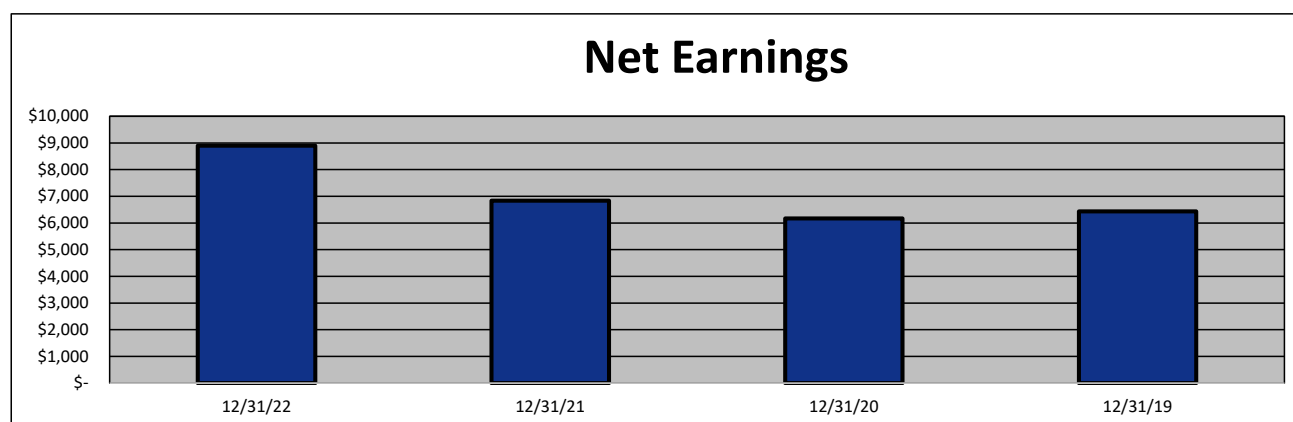
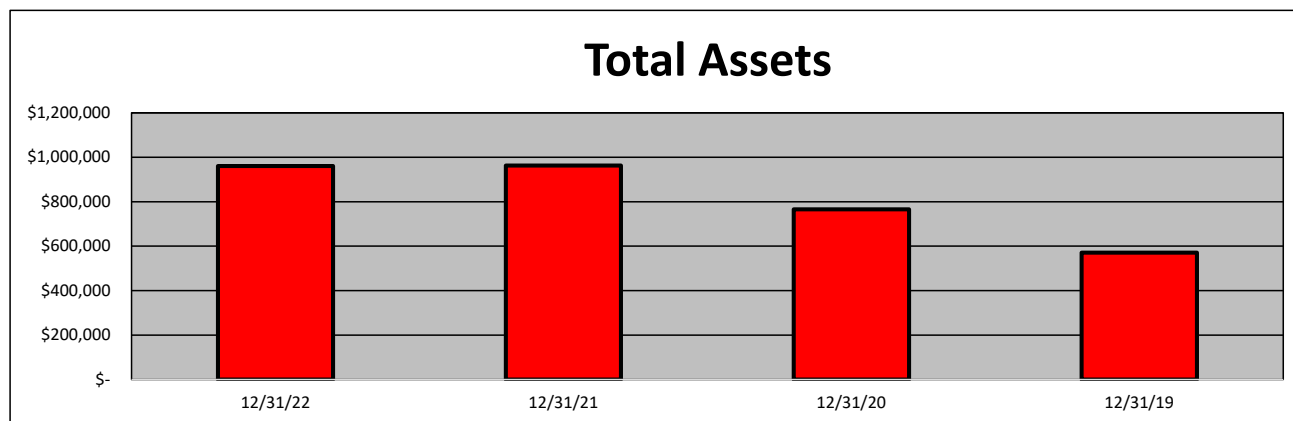
**EXECUTIVE SUMMARY - Bank of Central Florida**  
(Percentage)

Period Ending	12/31/22	12/31/21	12/31/20	12/31/19	State Avg.	Peer Avg.
<b>CAPITAL RATIOS</b>						
Equity/Assets	7.24	7.20	7.63	8.42	10.13	7.28
Leverage Ratio	8.39	7.52	7.38	9.11	10.24	9.23
Tier 1 Cap/Risk Based Assets	12.33	14.73	14.62	12.05	18.48	11.91
Risk Based Ratio	13.11	15.77	15.88	12.91	19.34	12.73
Common Equity Tier 1 Capital Ratio	12.33	14.73	14.62	12.05	18.48	11.91
<b>BALANCE SHEET RATIOS:</b>						
Loan/Deposit Ratio	70.29	51.22	63.41	74.09	60.26	61.29
Loans/Assets	64.35	47.31	58.38	67.56	50.83	54.64
Securities/Assets	29.59	16.35	10.48	15.99	18.73	29.47
<b>PROFITABILITY:</b>						
Return on Avg Assets	0.86	0.79	0.90	1.23	0.61	1.18
Return on Avg Equity	13.74	10.57	11.71	14.08	8.77	17.62
Nonint Income/Avg Assets	0.19	0.26	0.17	0.19	1.30	0.67
Net Overhead Ratio	1.54	1.43	1.59	1.85	1.97	1.66
Efficiency Ratio	59.29	64.98	55.88	57.90	162.15	60.89
Assets (per million) per Employee	10.33	11.89	10.95	8.05	9.87	8.76
<b>ASSET QUALITY:</b>						
Reserves/Loans	0.92	1.08	1.29	0.89	1.37	1.58
Nonperforming Loans/Total Loans	0.00	0.00	0.02	0.03	0.54	0.36
Nonperforming Assets/Total Assets	0.00	0.00	0.01	0.02	0.34	0.17
Adjusted Texas Ratio	0.00	0.00	0.14	0.23	2.40	2.60
<b>YIELDS &amp; COSTS:</b>						
Yield on earning assets	3.12	2.55	3.28	3.94	3.11	3.50
Cost of funds	0.54	0.24	0.37	0.91	0.38	0.42
Net interest margin	2.80	2.42	3.07	3.39	2.58	3.22
Avg Earning Assets/Avg Assets	97.06	96.82	96.53	98.08	90.84	95.25

**SELECTED FINANCIAL DATA - Bank of Central Florida**  
(Dollars in Thousands)

<b>As of:</b>	<b>12/31/22</b>	<b>12/31/21</b>	<b>12/31/20</b>	<b>12/31/19</b>	<b>\$ Change 12 MTHS</b>	<b>% Change 12 MTHS</b>
Total Assets	961,073	963,095	766,215	571,425	(2,022)	(0.21)
Cash and Equivalents	25,386	329,317	219,437	73,254	(303,931)	(92.29)
Securities	284,357	157,437	80,286	91,391	126,920	80.62
Loans, net	618,424	455,678	447,293	386,072	162,746	35.72
Deposit Accounts	879,796	889,716	705,366	521,070	(9,920)	(1.11)
Fed Funds & Repos	5,000	-	-	-	5,000	NA
Total Equity	69,618	69,297	58,489	48,099	321	0.46

<b>Period Ending</b>	<b>12/31/22</b>	<b>12/31/21</b>	<b>12/31/20</b>	<b>12/31/19</b>	<b>\$ Change 12 MTHS</b>	<b>% Change 12 MTHS</b>
Net Earnings	8,901	6,838	6,173	6,432	2,063	30.17
Interest Income	31,520	21,313	21,821	20,270	10,207	47.89
Interest Expense	3,183	1,102	1,392	2,834	2,081	188.84
Net Interest Income	28,337	20,211	20,429	17,436	8,126	40.21
Prov for Loan Loss	825	(800)	2,271	375	1,625	(203.13)
Noninterest income	1,982	2,232	1,182	1,008	(250)	(11.20)
Gain on Sale of Securities	-	-	496	869	-	NA
Noninterest Expense	18,016	14,623	12,109	10,710	3,393	23.20
Net Operating Income	11,478	8,620	7,231	7,359	2,858	33.16
Income Taxes	2,577	1,782	1,554	1,796	795	44.61

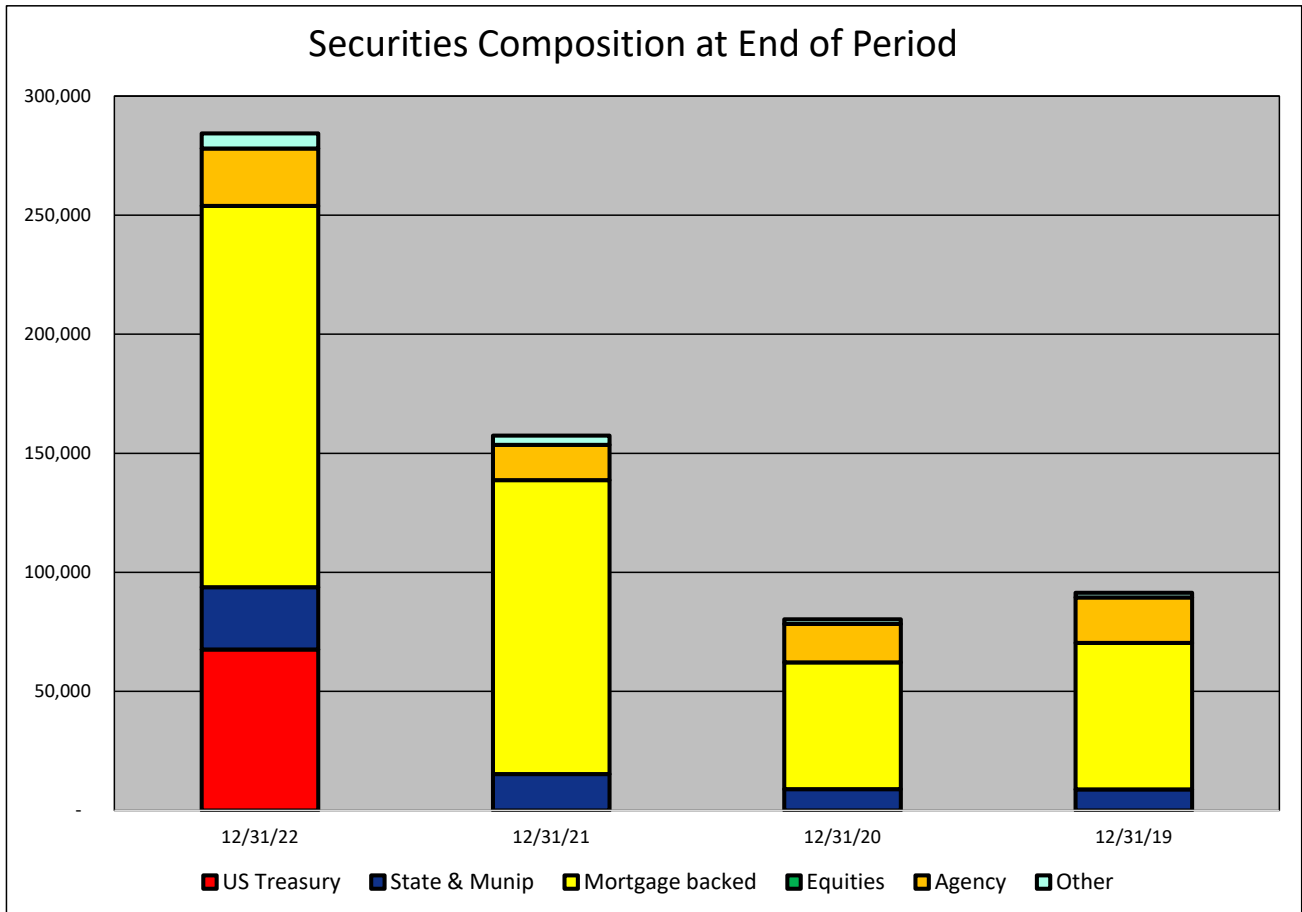


**SECURITIES COMPOSITION - Bank of Central Florida**  
(Dollars in Thousands)

As of:	12/31/22	12/31/21	12/31/20	12/31/19	\$ Change 12 MTHS	% Change 12 MTHS
--------	----------	----------	----------	----------	----------------------	---------------------

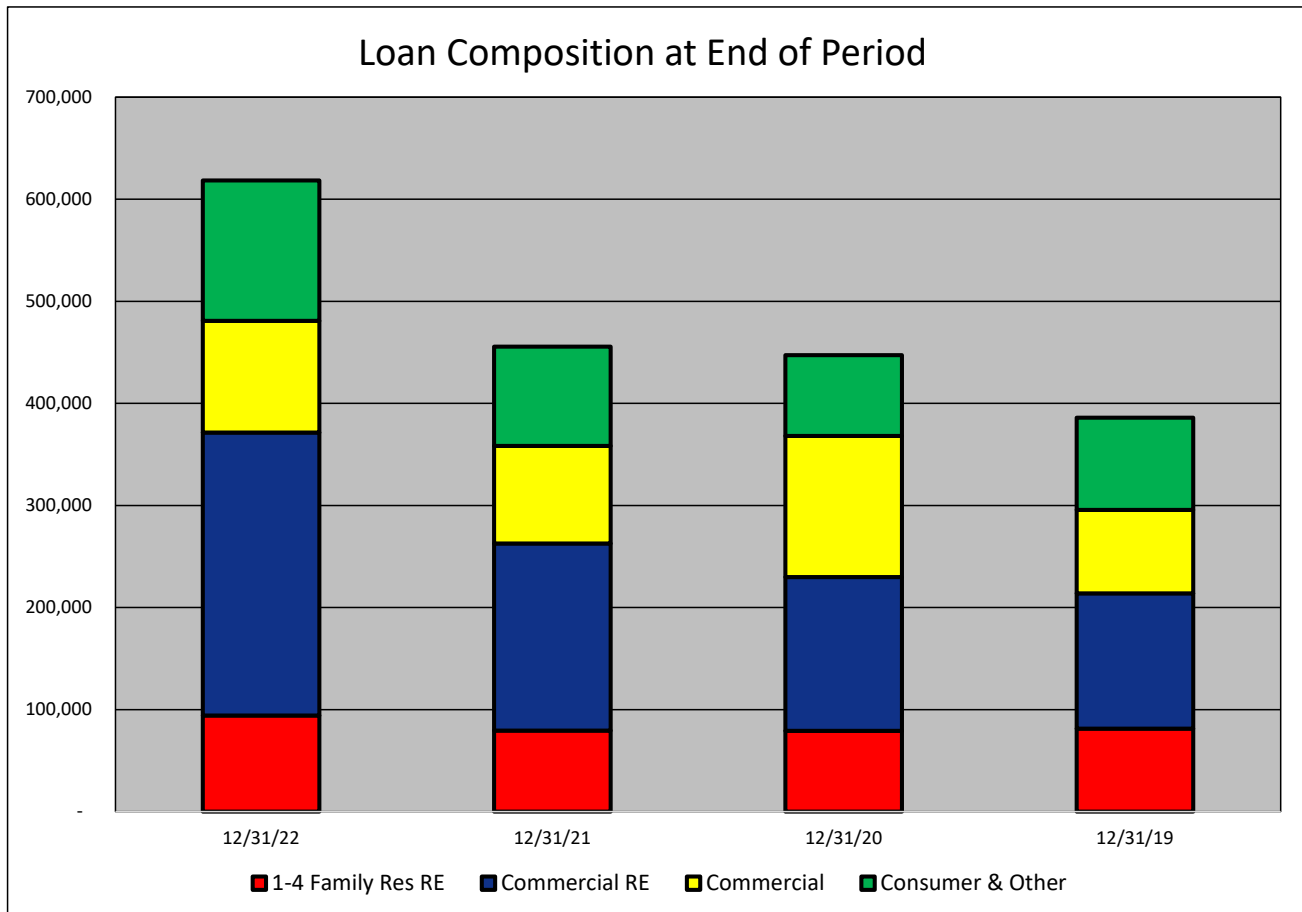
**SECURITIES CATEGORY:**

US Treasury	67,606	-	-	-	67,606	NA
State & Munip	26,159	15,316	8,917	8,851	10,843	70.80
Mortgage backed	160,091	123,435	53,263	61,512	36,656	29.70
Equities	-	-	-	-	-	NA
Agency	24,109	14,754	16,161	19,096	9,355	63.41
Other	6,392	3,932	1,945	1,932	2,460	62.56
<b>Total Securities</b>	<b>284,357</b>	<b>157,437</b>	<b>80,286</b>	<b>91,391</b>	<b>126,920</b>	<b>80.62</b>



**LOAN PORTFOLIO COMPOSITION - Bank of Central Florida**  
(Dollars in Thousands)

As of:	12/31/22	12/31/21	12/31/20	12/31/19	\$ Change 12 MTHS	% Change 12 MTHS
<b>LOAN CATEGORY:</b>						
1-4 Family Res RE	94,222	79,483	79,206	81,357	14,739	18.54
Commercial RE	277,133	183,163	150,621	132,431	93,970	51.30
Commercial	109,462	95,571	138,356	81,809	13,891	14.53
Consumer & Other	137,607	97,461	79,110	90,475	40,146	41.19
<b>Loans, Net</b>	<b>618,424</b>	<b>455,678</b>	<b>447,293</b>	<b>386,072</b>	<b>162,746</b>	<b>35.72</b>



**LOAN PORTFOLIO QUALITY - Bank of Central Florida**  
(Dollars in Thousands)

As of:	12/31/22	12/31/21	12/31/20	12/31/19	\$ Change 12 MTHS	% Change 12 MTHS
--------	----------	----------	----------	----------	----------------------	---------------------

**LOAN LOSS RESERVE ACTIVITY:**

Beginning Balance	4,919	5,756	3,435	3,301	(837)	(14.54)
Total Recoveries	50	44	50	107	6	13.64
Total Charge-offs	106	81	-	348	25	30.86
Provision Expense	825	(800)	2,271	375	1,625	(203.13)
Writedown Transfer Loans HFS	-	-	-	-	-	NA
Adjustments	-	-	-	-	-	NA
Ending Balance	<u>5,688</u>	<u>4,919</u>	<u>5,756</u>	<u>3,435</u>	<u>769</u>	<u>15.63</u>

**NON-PERFORMING ASSETS:**

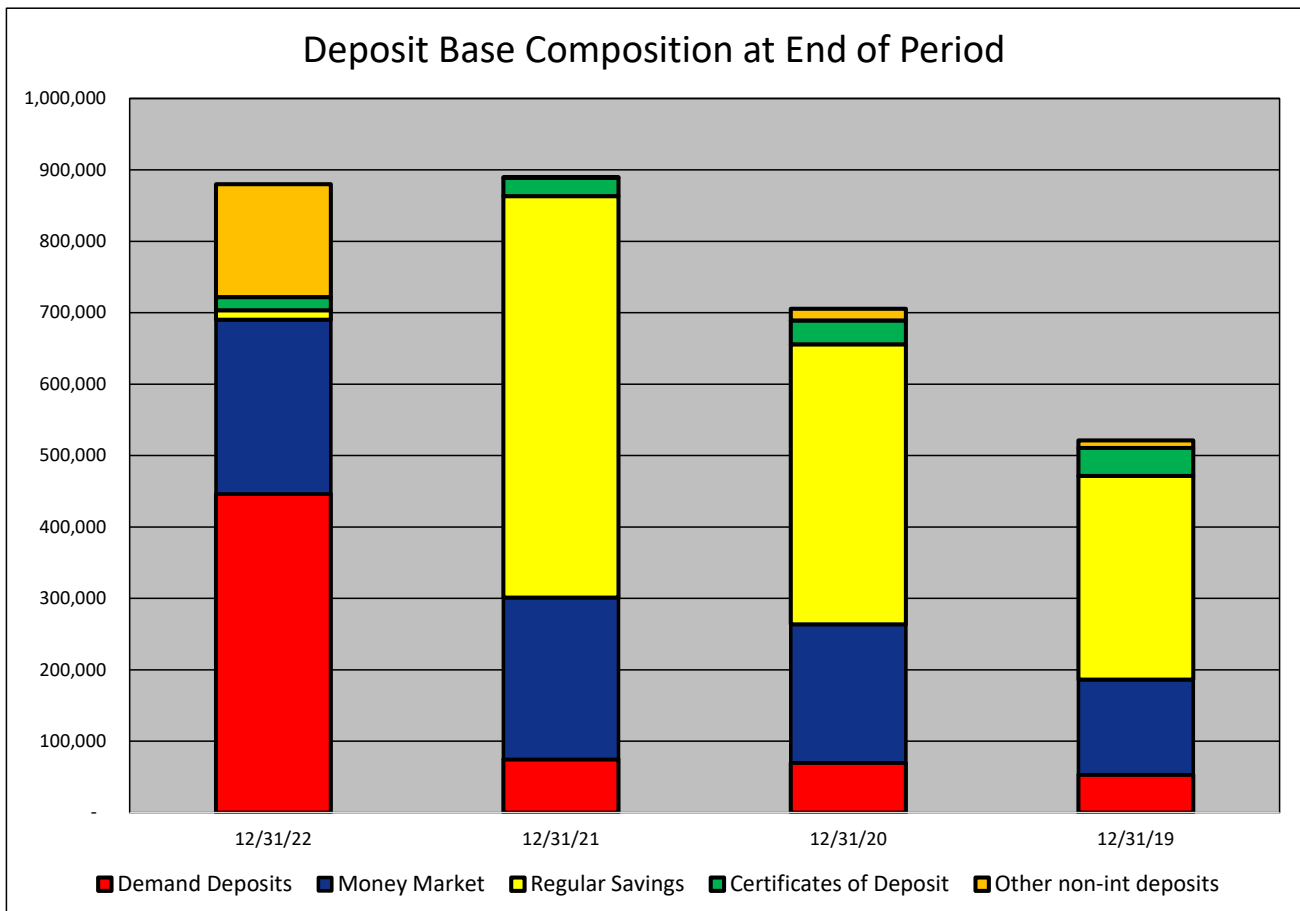
Total-90+ Days Past Due	-	-	-	-	-	NA
Total-Nonaccrual	-	-	89	116	-	NA
Foreclosed Real Estate	-	-	-	-	-	NA
Total Non-perf Assets	<u>-</u>	<u>-</u>	<u>89</u>	<u>116</u>	<u>-</u>	<u>NA</u>

**DEPOSIT BASE COMPOSITION - Bank of Central Florida**  
(Dollars in Thousands)

As of:	12/31/22	12/31/21	12/31/20	12/31/19	\$ Change 12 MTHS	% Change 12 MTHS
--------	----------	----------	----------	----------	----------------------	---------------------

**DEPOSIT BASE CATEGORY:**

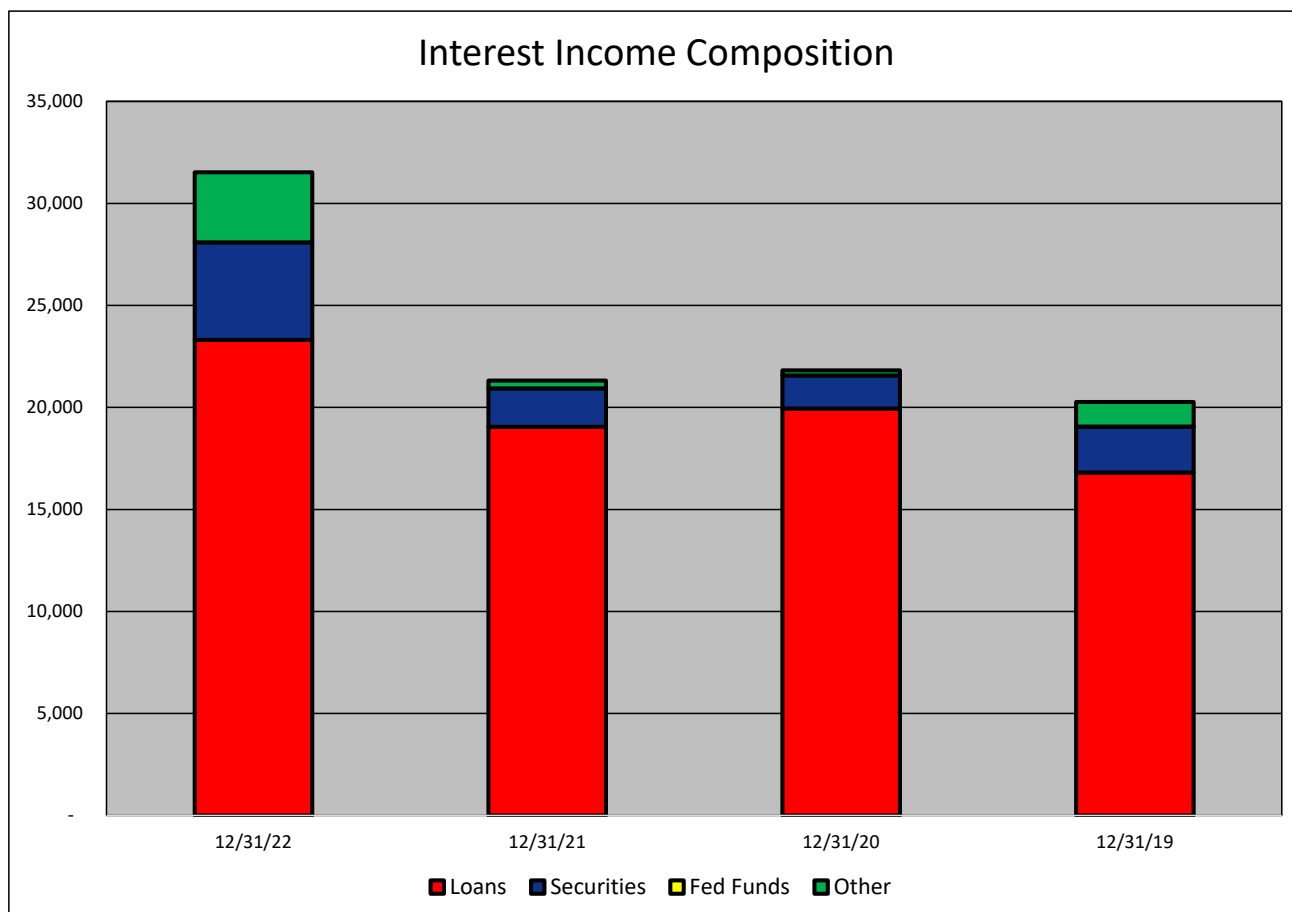
Demand Deposits	446,382	74,587	69,841	53,129	371,795	498.47
Money Market	243,888	226,645	193,748	133,312	17,243	7.61
Regular Savings	13,097	561,892	392,138	285,139	(548,795)	(97.67)
Certificates of Deposit	18,467	25,734	33,437	38,921	(7,267)	(28.24)
Other non-int deposits	157,962	858	16,202	10,569	157,104	18,310.49
<b>Total Deposits</b>	<b>879,796</b>	<b>889,716</b>	<b>705,366</b>	<b>521,070</b>	<b>(9,920)</b>	<b>(1.11)</b>





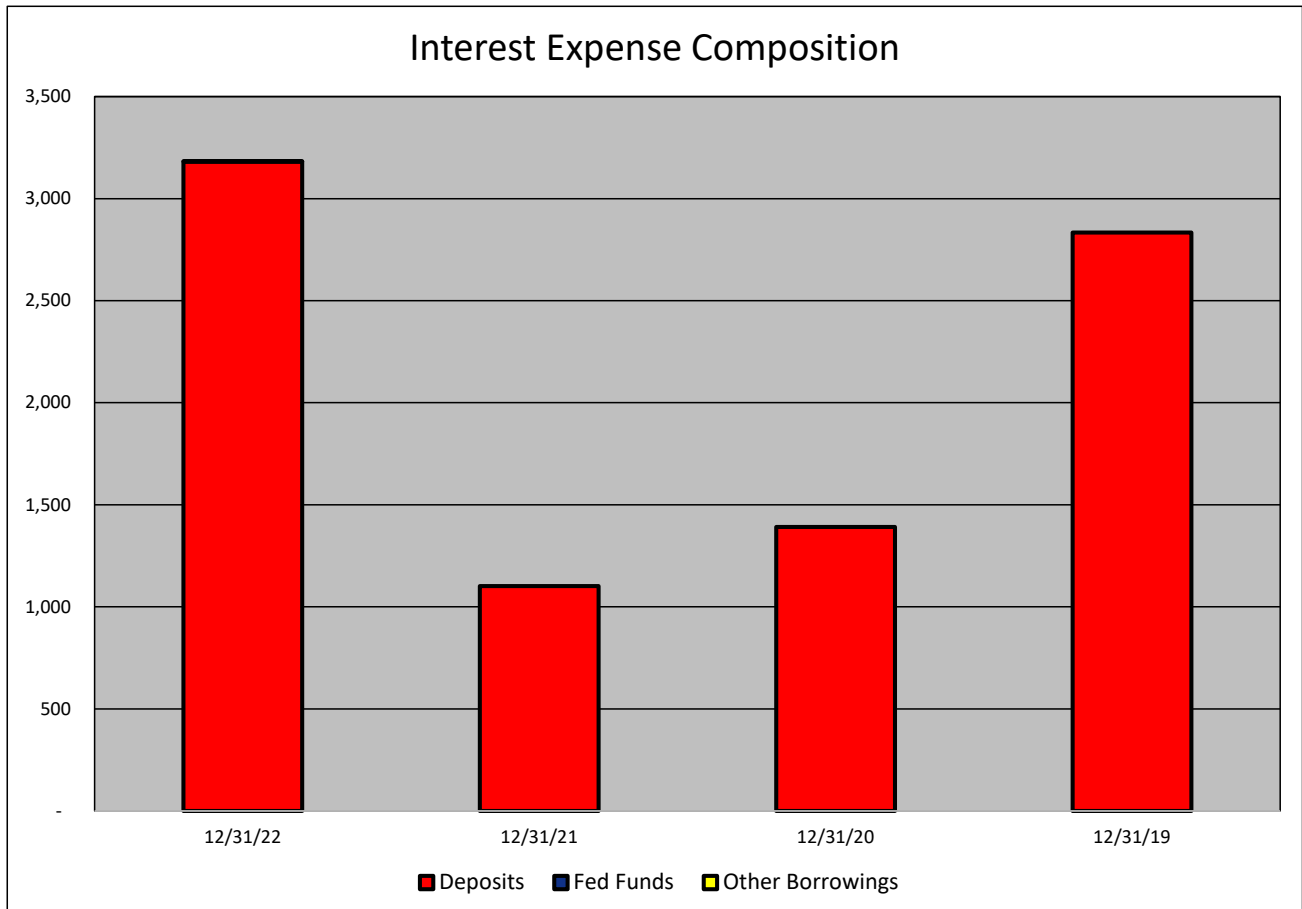
**INTEREST INCOME COMPOSITION- Bank of Central Florida**  
(Dollars in Thousands)

As of:	12/31/22	12/31/21	12/31/20	12/31/19	\$ Change 12 MTHS	% Change 12 MTHS
<b>INTEREST INCOME CATEGORY</b>						
Loans	23,313	19,044	19,944	16,812	4,269	22.42
Securities	4,779	1,896	1,628	2,249	2,883	152.06
Fed Funds	-	-	-	3	-	NA
Other	3,428	373	249	1,206	3,055	819.03
<b>Total Int Income</b>	<b>31,520</b>	<b>21,313</b>	<b>21,821</b>	<b>20,270</b>	<b>10,207</b>	<b>47.89</b>



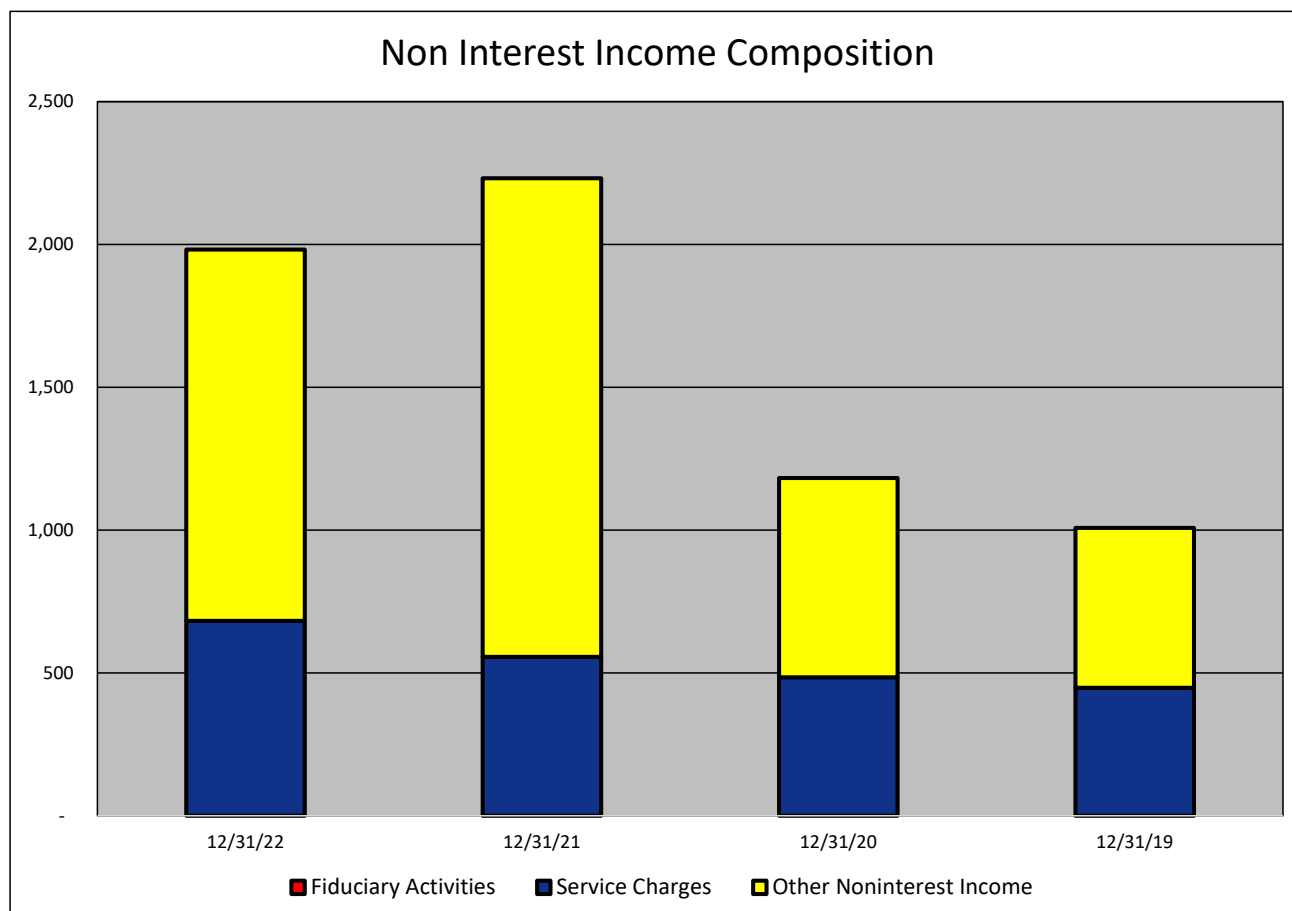
**INTEREST EXPENSE COMPOSITION- Bank of Central Florida**  
(Dollars in Thousands)

As of:	12/31/22	12/31/21	12/31/20	12/31/19	\$ Change 12 MTHS	% Change 12 MTHS
<b>INTEREST EXPENSE CATEGORY</b>						
Deposits	3,182	1,102	1,392	2,834	2,080	188.75
Fed Funds	1	-	-	-	1	NA
Other Borrowings	-	-	-	-	-	NA
<b>Total Int Expense</b>	<b>3,183</b>	<b>1,102</b>	<b>1,392</b>	<b>2,834</b>	<b>2,081</b>	<b>188.84</b>



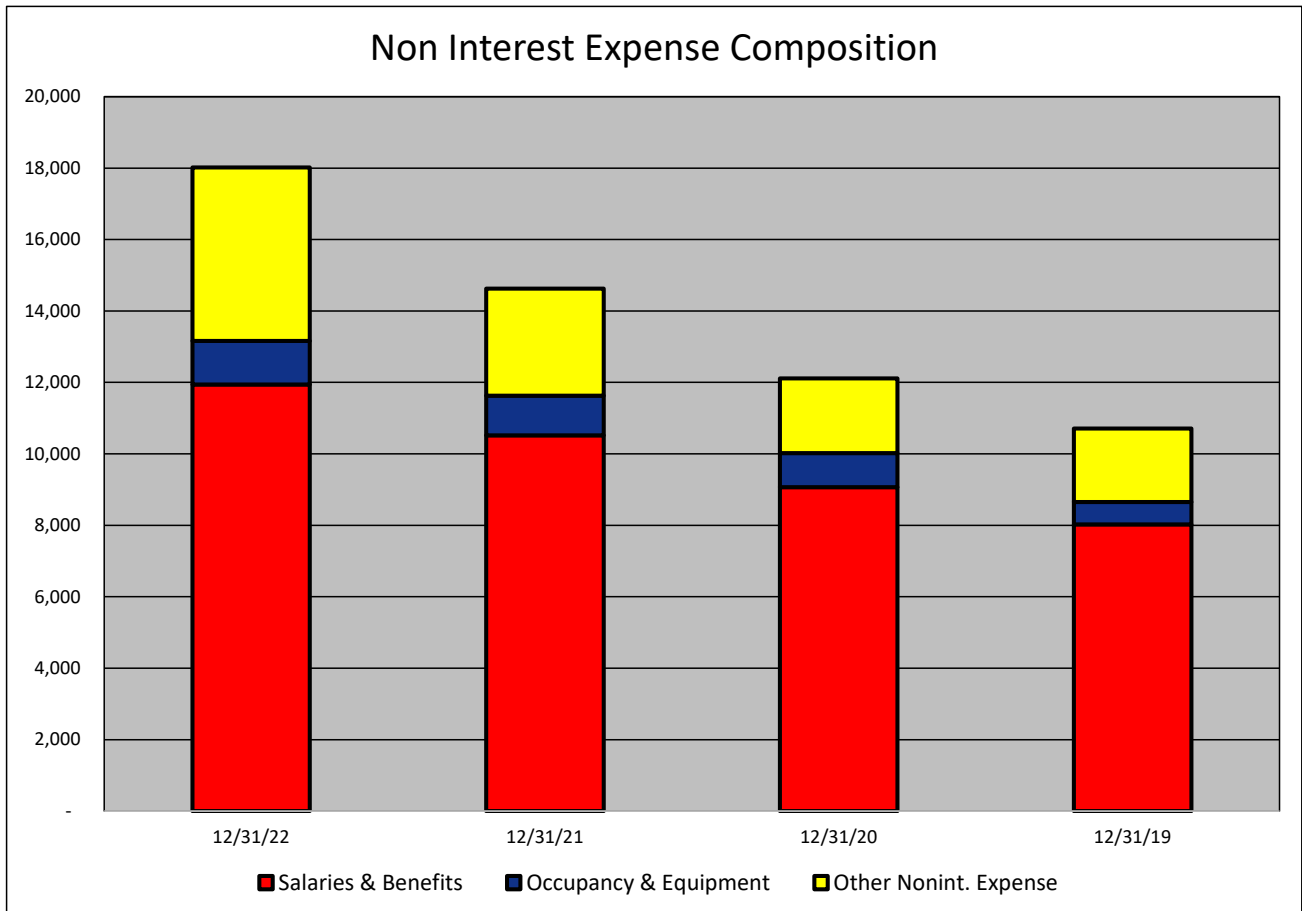
**NONINTEREST INCOME COMPOSITION- Bank of Central Florida**  
(Dollars in Thousands)

As of:	12/31/22	12/31/21	12/31/20	12/31/19	\$ Change 12 MTHS	% Change 12 MTHS
<b>NONINTEREST INCOME CATEGORY</b>						
Fiduciary Activities	-	-	-	-	-	NA
Service Charges	682	556	485	448	126	22.66
Other Noninterest Income	1,300	1,676	697	560	(376)	(22.43)
<b>Total Nonint. Income</b>	<b>1,982</b>	<b>2,232</b>	<b>1,182</b>	<b>1,008</b>	<b>(250)</b>	<b>(11.20)</b>



**NONINTEREST EXPENSE COMPOSITION- Bank of Central Florida**  
(Dollars in Thousands)

As of:	12/31/22	12/31/21	12/31/20	12/31/19	\$ Change 12 MTHS	% Change 12 MTHS
<b>NONINTEREST EXPENSE CATEGORY</b>						
Salaries & Benefits	11,941	10,521	9,067	8,023	1,420	13.50
Occupancy & Equipment	1,223	1,111	954	632	112	10.08
Other Nonint. Expense	4,852	2,991	2,088	2,055	1,861	62.22
<b>Total Nonint. Expense</b>	<b>18,016</b>	<b>14,623</b>	<b>12,109</b>	<b>10,710</b>	<b>3,393</b>	<b>23.20</b>



**PEER GROUP COMPARISONS REPORT**  
**Central Florida Group**

BALANCE SHEET

Institution name	Total Assets \$000		% Change in Assets
	This Year	Last Year	
Cogent Bank	1,476,523	1,076,177	<b>37.20</b>
Sunrise Bank	447,727	373,745	<b>19.79</b>
First Bank	691,261	596,226	<b>15.94</b>
Heartland National Bank	738,123	658,568	<b>12.08</b>
Citizens Bank And Trust	1,324,883	1,214,010	<b>9.13</b>
Surety Bank	216,989	199,684	<b>8.67</b>
United Southern Bank	892,197	847,789	<b>5.24</b>
First National Bank Of Wauchula	89,713	85,600	<b>4.80</b>
Southstate Bank, National Association	43,900,126	41,943,825	<b>4.66</b>
The First National Bank Of Mount Dora	387,221	373,897	<b>3.56</b>
Wauchula State Bank	972,344	944,582	<b>2.94</b>
Axiom Bank, National Association	661,535	651,305	<b>1.57</b>
Crews Bank & Trust	226,132	224,249	<b>0.84</b>
<b>Bank Of Central Florida</b>	<b>961,073</b>	<b>963,095</b>	<b>(0.21)</b>
Mainstreet Community Bank Of Florida	747,614	769,519	<b>(2.85)</b>
Citizens First Bank	3,828,547	3,978,260	<b>(3.76)</b>
Commerce Bank & Trust	151,773	159,803	<b>(5.02)</b>
First Colony Bank Of Florida	295,933	314,151	<b>(5.80)</b>
Winter Park National Bank	713,985	797,240	<b>(10.44)</b>

<b>Select Peer Average</b>	<b>3,090,721</b>	<b>2,956,407</b>	<b>5.18</b>
----------------------------	------------------	------------------	-------------

**PEER GROUP COMPARISONS REPORT**  
**Central Florida Group**

BALANCE SHEET

Institution name	Total Loans \$000		% Change in Loans
	This Year	Last Year	
Cogent Bank	1,225,265	824,167	48.67
Sunrise Bank	358,036	250,312	43.04
<b>Bank Of Central Florida</b>	<b>618,424</b>	<b>455,678</b>	<b>35.72</b>
Citizens Bank And Trust	626,902	498,028	25.88
Winter Park National Bank	381,884	303,797	25.70
Southstate Bank, National Association	30,206,830	24,119,889	25.24
Commerce Bank & Trust	110,921	91,503	21.22
Citizens First Bank	1,222,148	1,085,570	12.58
United Southern Bank	340,304	304,829	11.64
Crews Bank & Trust	90,650	83,406	8.69
The First National Bank Of Mount Dora	105,453	97,322	8.35
First Bank	396,949	370,003	7.28
Mainstreet Community Bank Of Florida	466,970	443,952	5.18
First National Bank Of Wauchula	65,345	62,695	4.23
Heartland National Bank	155,056	149,267	3.88
Wauchula State Bank	549,915	533,661	3.05
Axiom Bank, National Association	443,053	444,502	(0.33)
First Colony Bank Of Florida	171,382	177,898	(3.66)
Surety Bank	77,233	80,567	(4.14)

<b>Select Peer Average</b>	1,979,617	1,598,792	14.85
----------------------------	-----------	-----------	-------

**PEER GROUP COMPARISONS REPORT**  
*Central Florida Group*

**CAPITAL RATIOS**  
For the year ended December 31, 2022

Institution name	Equity/ Assets	Leverage Ratio	Tier 1 Risk- based Ratio	Risk based Capital Ratio	Common Equity Tier 1 Capital Ratio
Axiom Bank, National Association	13.32	<b>13.19</b>	17.63	18.47	17.63
Citizens First Bank	7.41	<b>10.95</b>	16.35	17.16	16.35
Surety Bank	7.12	<b>10.77</b>	22.35	23.35	22.35
The First National Bank Of Mount Dora	6.39	<b>10.62</b>	14.67	15.50	14.67
First National Bank Of Wauchula	8.95	<b>10.43</b>	0.00	0.00	0.00
Wauchula State Bank	9.30	<b>9.63</b>	0.00	0.00	0.00
Mainstreet Community Bank Of Florida	7.42	<b>9.45</b>	0.00	0.00	0.00
Sunrise Bank	8.12	<b>9.44</b>	0.00	0.00	0.00
Southstate Bank, National Association	12.21	<b>9.39</b>	11.80	12.69	11.80
Commerce Bank & Trust	6.10	<b>9.16</b>	12.56	13.81	12.56
Cogent Bank	8.05	<b>8.93</b>	10.19	11.42	10.19
First Colony Bank Of Florida	7.89	<b>8.51</b>	13.17	14.42	13.17
First Bank	7.00	<b>8.48</b>	13.85	15.10	13.85
Crews Bank & Trust	7.52	<b>8.46</b>	19.45	20.72	19.45
<b>Bank Of Central Florida</b>	<b>7.24</b>	<b>8.39</b>	<b>12.33</b>	<b>13.11</b>	<b>12.33</b>
United Southern Bank	2.51	<b>8.35</b>	15.04	16.30	15.04
Heartland National Bank	5.94	<b>7.39</b>	23.89	24.99	23.89
Citizens Bank And Trust	0.24	<b>7.07</b>	12.28	13.12	12.28
Winter Park National Bank	5.53	<b>6.76</b>	10.82	11.77	10.82

<b>Select Peer Average</b>	7.28	9.23	11.91	12.73	11.91
----------------------------	------	------	-------	-------	-------

**PEER GROUP COMPARISONS REPORT**  
*Central Florida Group*

**BALANCE SHEET RATIOS**  
For the year ended December 31, 2022

Institution name	Loans/ Deposits	Gross Loans/ Assets	Securities/ Assets
Cogent Bank	97.07	82.98	13.24
Sunrise Bank	88.99	79.97	15.82
Southstate Bank, National Association	82.88	68.81	18.25
First National Bank Of Wauchula	81.65	72.84	7.02
Commerce Bank & Trust	80.83	73.08	21.33
Axiom Bank, National Association	78.62	66.97	10.20
Bank Of Central Florida	70.29	64.35	29.59
Mainstreet Community Bank Of Florida	67.90	62.46	29.09
Wauchula State Bank	63.95	56.56	26.01
First Colony Bank Of Florida	63.27	57.91	18.57
First Bank	62.08	57.42	23.04
Winter Park National Bank	57.20	53.49	37.77
Citizens Bank And Trust	51.81	47.32	48.82
Crews Bank & Trust	43.48	40.09	29.50
United Southern Bank	41.89	38.14	47.14
Surety Bank	40.80	35.59	14.31
Citizens First Bank	37.66	31.92	62.79
The First National Bank Of Mount Dora	31.59	27.23	64.99
Heartland National Bank	22.49	21.01	42.41

<b>Select Peer Average</b>	61.29	54.64	29.47
----------------------------	-------	-------	-------



**PEER GROUP COMPARISONS REPORT**  
*Central Florida Group*

**PROFITABILITY RATIOS**  
**For the year ended December 31, 2022**

Institution name	Avg Total Assets (\$000)	Return on Avg Assets	Return on Avg Equity
Surety Bank	207,413	<b>3.13</b>	40.83
First Colony Bank Of Florida	304,543	<b>1.84</b>	24.03
Wauchula State Bank	968,592	<b>1.53</b>	15.99
Winter Park National Bank	755,148	<b>1.39</b>	24.94
Citizens First Bank	4,041,376	<b>1.24</b>	16.28
Cogent Bank	1,280,206	<b>1.24</b>	14.73
Sunrise Bank	435,141	<b>1.22</b>	15.03
The First National Bank Of Mount Dora	388,896	<b>1.16</b>	15.52
Southstate Bank, National Association	45,184,001	<b>1.15</b>	9.83
United Southern Bank	855,805	<b>1.10</b>	30.30
Heartland National Bank	718,814	<b>1.07</b>	17.30
Crews Bank & Trust	223,091	<b>1.06</b>	13.38
First Bank	658,618	<b>1.05</b>	14.53
Mainstreet Community Bank Of Florida	784,194	<b>1.03</b>	14.29
Citizens Bank And Trust	1,340,721	<b>0.89</b>	34.48
<b>Bank Of Central Florida</b>	<b>1,040,914</b>	<b>0.86</b>	<b>13.74</b>
Commerce Bank & Trust	177,230	<b>0.69</b>	11.56
First National Bank Of Wauchula	88,300	<b>0.68</b>	7.54
Axiom Bank, National Association	652,981	<b>0.08</b>	0.57

<b>Select Peer Average</b>	<b>3,163,473</b>	<b>1.18</b>	<b>17.62</b>
----------------------------	------------------	-------------	--------------

**PEER GROUP COMPARISONS REPORT**  
*Central Florida Group*

**PROFITABILITY RATIOS**  
**For the year ended December 31, 2022**

Institution name	Noninterest Income/AA	Net Overhead Ratio	Efficiency Ratio	Assets (per million) per Employee
Winter Park National Bank	0.07	0.96	<b>39.69</b>	25.50
First Colony Bank Of Florida	0.14	1.46	<b>44.28</b>	16.44
Citizens First Bank	0.67	0.72	<b>45.97</b>	9.55
Heartland National Bank	0.27	0.99	<b>47.14</b>	13.18
Surety Bank	3.35	(0.41)	<b>47.67</b>	5.71
Wauchula State Bank	0.50	1.47	<b>50.40</b>	4.21
Southstate Bank, National Association	0.75	1.35	<b>55.67</b>	8.73
Cogent Bank	0.53	2.15	<b>56.53</b>	8.39
Sunrise Bank	0.10	1.99	<b>56.85</b>	7.85
<b>Bank Of Central Florida</b>	<b>0.19</b>	<b>1.54</b>	<b>59.29</b>	<b>10.33</b>
United Southern Bank	0.59	1.50	<b>59.29</b>	5.95
Mainstreet Community Bank Of Florida	0.34	1.77	<b>59.57</b>	7.26
First Bank	0.64	1.62	<b>60.99</b>	6.91
Crews Bank & Trust	0.52	1.79	<b>67.63</b>	9.83
Citizens Bank And Trust	0.69	1.52	<b>67.77</b>	6.94
The First National Bank Of Mount Dora	1.92	1.50	<b>69.47</b>	4.96
Commerce Bank & Trust	0.23	2.18	<b>75.34</b>	6.90
First National Bank Of Wauchula	0.35	3.59	<b>84.08</b>	3.32
Axiom Bank, National Association	0.95	3.93	<b>109.28</b>	4.38

<b>Select Peer Average</b>	0.67	1.66	60.89	8.76
----------------------------	------	------	-------	------

**PEER GROUP COMPARISONS REPORT**  
*Central Florida Group*

**ASSET QUALITY RATIOS**  
For the year ended December 31, 2022

Institution name	Reserves/ Loans	Nonperf Loans/ Total Loans	Nonperf Assets/ Total Assets	Adjusted Texas Ratio
Bank Of Central Florida	0.92	0.00	<b>0.00</b>	0.00
Commerce Bank & Trust	1.51	0.00	<b>0.00</b>	0.00
First Colony Bank Of Florida	1.68	0.00	<b>0.00</b>	0.00
Mainstreet Community Bank Of Florida	1.44	0.01	<b>0.00</b>	0.06
Sunrise Bank	1.26	0.00	<b>0.00</b>	0.00
Winter Park National Bank	1.19	0.00	<b>0.00</b>	0.00
Crews Bank & Trust	2.78	0.03	<b>0.01</b>	0.12
Citizens First Bank	1.77	0.12	<b>0.04</b>	0.43
Citizens Bank And Trust	1.08	0.21	<b>0.10</b>	13.13
The First National Bank Of Mount Dora	2.20	0.42	<b>0.12</b>	1.65
United Southern Bank	2.85	0.37	<b>0.14</b>	3.95
First National Bank Of Wauchula	1.30	0.21	<b>0.15</b>	1.54
Heartland National Bank	1.62	0.97	<b>0.21</b>	3.28
Southstate Bank, National Association	1.18	0.36	<b>0.25</b>	2.31
Cogent Bank	1.22	0.35	<b>0.29</b>	3.22
First Bank	1.77	0.66	<b>0.38</b>	4.35
Wauchula State Bank	2.00	0.80	<b>0.45</b>	4.31
Surety Bank	1.27	1.44	<b>0.51</b>	6.75
Axiom Bank, National Association	0.90	0.83	<b>0.58</b>	4.23

<b>Select Peer Average</b>	1.58	0.36	0.17	2.60
----------------------------	------	------	------	------

**PEER GROUP COMPARISONS REPORT**  
*Central Florida Group*

**STATEMENT OF CONDITION (% OF ASSETS)**  
**For the year ended December 31, 2022**

Institution name	Cash & Nointerest bearing Deps	Interest- bearing Bal	Fed Funds Sold & Repos	Held to Maturity Secs	Available for Sale Secs
Surety Bank	<b>27.78</b>	18.83	0.00	0.00	14.31
First National Bank Of Wauchula	<b>6.76</b>	9.08	0.00	0.00	7.02
Axiom Bank, National Association	<b>3.57</b>	13.63	0.00	0.00	10.20
First Bank	<b>2.24</b>	12.46	1.45	0.00	23.04
Wauchula State Bank	<b>1.51</b>	15.67	0.00	19.87	6.13
Commerce Bank & Trust	<b>1.37</b>	1.05	0.00	0.00	21.33
Southstate Bank, National Association	<b>1.25</b>	1.45	0.29	6.11	12.13
Mainstreet Community Bank Of Florida	<b>1.19</b>	2.04	0.32	0.00	29.09
Heartland National Bank	<b>0.90</b>	33.23	0.00	0.00	42.41
United Southern Bank	<b>0.84</b>	9.09	0.00	1.35	45.79
Crews Bank & Trust	<b>0.74</b>	28.72	0.00	18.65	10.85
Citizens First Bank	<b>0.71</b>	0.59	0.02	0.00	62.79
Sunrise Bank	<b>0.67</b>	1.69	0.00	1.12	14.70
First Colony Bank Of Florida	<b>0.60</b>	22.77	0.00	10.42	8.15
Winter Park National Bank	<b>0.58</b>	6.19	0.00	22.67	15.10
The First National Bank Of Mount Dora	<b>0.56</b>	0.63	0.00	0.00	64.99
<b>Bank Of Central Florida</b>	<b>0.48</b>	<b>2.16</b>	<b>0.00</b>	<b>0.00</b>	<b>29.59</b>
Citizens Bank And Trust	<b>0.32</b>	1.06	0.00	0.00	48.82
Cogent Bank	<b>0.23</b>	2.83	0.00	0.00	13.24

<b>Select Peer Average</b>	<b>2.75</b>	<b>9.64</b>	<b>0.11</b>	<b>4.22</b>	<b>25.25</b>
----------------------------	-------------	-------------	-------------	-------------	--------------

**PEER GROUP COMPARISONS REPORT**  
*Central Florida Group*

**STATEMENT OF CONDITION (% OF ASSETS)**  
**For the year ended December 31, 2022**

Institution name	Net Loans & Leases	Premises & Fixed Assets	Total Real Estate Owned	Intangible Assets
Cogent Bank	<b>81.97</b>	0.42	0.00	0.07
Sunrise Bank	<b>78.96</b>	1.97	0.00	0.01
Commerce Bank & Trust	<b>71.98</b>	0.12	0.00	0.00
First National Bank Of Wauchula	<b>71.89</b>	1.42	0.00	0.00
Southstate Bank, National Association	<b>67.93</b>	1.23	0.00	4.84
Axiom Bank, National Association	<b>66.37</b>	2.75	0.03	0.20
<b>Bank Of Central Florida</b>	<b>63.76</b>	<b>1.36</b>	<b>0.00</b>	<b>0.02</b>
Mainstreet Community Bank Of Florida	<b>61.45</b>	2.33	0.00	0.01
First Colony Bank Of Florida	<b>56.94</b>	0.53	0.00	0.00
First Bank	<b>56.41</b>	2.12	0.00	0.00
Wauchula State Bank	<b>55.42</b>	0.74	0.00	0.00
Winter Park National Bank	<b>52.85</b>	0.45	0.00	0.00
Citizens Bank And Trust	<b>46.80</b>	1.24	0.00	0.00
Crews Bank & Trust	<b>38.97</b>	1.67	0.00	0.00
United Southern Bank	<b>37.06</b>	1.14	0.00	0.00
Surety Bank	<b>35.14</b>	0.93	0.00	0.00
Citizens First Bank	<b>31.09</b>	1.20	0.00	0.35
The First National Bank Of Mount Dora	<b>26.64</b>	1.33	0.00	0.00
Heartland National Bank	<b>20.65</b>	0.53	0.00	0.00

<b>Select Peer Average</b>	53.80	1.24	0.00	0.29
----------------------------	-------	------	------	------

**PEER GROUP COMPARISONS REPORT**  
*Central Florida Group*

**STATEMENT OF CONDITION (% OF TOTAL FUNDING SOURCES)**  
**For the year ended December 31, 2022**

Institution name	Non Interest Bearing Deps	Interest Bearing Deps	Total Deps	Total Fed Funds & Repos	Other Borrowed Money
Crews Bank & Trust	<b>46.14</b>	53.86	100.00	0.00	0.00
<b>Bank Of Central Florida</b>	<b>42.42</b>	57.02	99.43	0.57	0.00
Mainstreet Community Bank Of Florida	<b>41.06</b>	58.94	100.00	0.00	0.00
First Colony Bank Of Florida	<b>40.43</b>	59.57	100.00	0.00	0.00
Sunrise Bank	<b>38.49</b>	60.53	99.02	0.00	0.98
The First National Bank Of Mount Dora	<b>37.85</b>	54.83	92.68	0.00	7.32
Surety Bank	<b>37.72</b>	56.32	94.04	0.00	5.96
Citizens Bank And Trust	<b>37.65</b>	57.73	95.38	2.26	2.36
Wauchula State Bank	<b>37.47</b>	61.34	98.81	1.17	0.03
Southstate Bank, National Association	<b>35.85</b>	62.64	98.49	1.50	0.01
First Bank	<b>35.53</b>	64.47	100.00	0.00	0.00
Cogent Bank	<b>35.52</b>	58.17	93.69	0.00	6.31
Commerce Bank & Trust	<b>33.68</b>	63.87	97.55	2.45	0.00
First National Bank Of Wauchula	<b>33.19</b>	66.81	100.00	0.00	0.00
Winter Park National Bank	<b>30.48</b>	68.79	99.27	0.73	0.00
United Southern Bank	<b>29.02</b>	65.18	94.20	0.00	5.80
Heartland National Bank	<b>26.32</b>	73.68	100.00	0.00	0.00
Axiom Bank, National Association	<b>24.84</b>	75.16	100.00	0.00	0.00
Citizens First Bank	<b>17.55</b>	74.67	92.22	3.35	4.43

<b>Select Peer Average</b>	34.80	62.82	97.62	0.63	1.75
----------------------------	-------	-------	-------	------	------

**PEER GROUP COMPARISONS REPORT**  
*Central Florida Group*

**YIELDS, COSTS & SPREADS - ASSET YIELDS**  
For the year ended December 31, 2022

Institution name	Yield on Earning Assets	Cost of Funds	Net Interest Margin	Avg Earning Assets/AA
First National Bank Of Wauchula	5.11	0.36	<b>4.86</b>	88.98
Cogent Bank	4.66	0.84	<b>4.19</b>	100.07
Surety Bank	4.15	0.40	<b>3.84</b>	70.75
Axiom Bank, National Association	4.38	0.87	<b>3.75</b>	93.82
Sunrise Bank	4.11	0.83	<b>3.65</b>	97.90
First Colony Bank Of Florida	3.64	0.23	<b>3.43</b>	98.67
Wauchula State Bank	3.48	0.14	<b>3.40</b>	98.45
Southstate Bank, National Association	3.43	0.16	<b>3.33</b>	90.16
Mainstreet Community Bank Of Florida	3.38	0.16	<b>3.29</b>	97.22
First Bank	3.55	0.52	<b>3.24</b>	94.11
Commerce Bank & Trust	3.40	0.61	<b>3.02</b>	96.99
Crews Bank & Trust	2.97	0.10	<b>2.91</b>	97.87
United Southern Bank	3.01	0.16	<b>2.91</b>	100.39
<b>Bank Of Central Florida</b>	<b>3.12</b>	<b>0.54</b>	<b>2.80</b>	<b>97.06</b>
The First National Bank Of Mount Dora	2.92	0.22	<b>2.80</b>	98.91
Citizens Bank And Trust	2.91	0.52	<b>2.60</b>	96.82
Winter Park National Bank	3.07	0.73	<b>2.58</b>	96.91
Heartland National Bank	2.64	0.27	<b>2.46</b>	97.37
Citizens First Bank	2.50	0.29	<b>2.29</b>	97.39
<b>Select Peer Average</b>	<b>3.50</b>	<b>0.42</b>	<b>3.22</b>	<b>95.25</b>