

# Bank Of Central Florida

Lakeland, FL

Established  
3/19/2007

## Florida Bank and Thrift Performance Report

### Table of Contents

<b>Title</b>	<b>Page</b>
PEER GROUP POSITION	1
EXECUTIVE SUMMARY	2
SELECTED FINANCIAL DATA	3
SECURITIES COMPOSITION	4
LOAN PORTFOLIO COMPOSITION	5
LOAN PORTFOLIO QUALITY	6
DEPOSIT BASE COMPOSITION	7
INTEREST INCOME COMPOSITION	8
INTEREST EXPENSE COMPOSITION	9
NONINTEREST INCOME COMPOSITION	10
NONINTEREST EXPENSE COMPOSITION	11
PEER GROUP COMPARISONS REPORT	12-22

---

#### FLORIDA BANKING TEAM

Ted Hacker, Robert Brink, Steve Kania, David Ajvazi, Michael Squitieri, Erica Hines, Sacha Widmaier, Anthony Hagbartsen, Madeline Bogumil, Lauren Klindt, Phillip Berdeguer, Andrew Joyce, Dylan Frayne, Mai Tran, Meranda Joseph, Patricia Romero, Vanessa Hossler, Adam McCord, Allyson Wiitala, Jacob Ingram, Rachel Jean, Brendan Yosko, Martha Zubia, Stephanie Flores, Krishna Reddy

Information contained herein was obtained from FIS is believed to be reliable however, accuracy is not guaranteed and all peer and state averages are simple averages.

**PEER GROUP POSITION**

For the  
*Central Florida Group*

**For the three months ended March 31, 2024**

Institution name	Total Assets (\$'000's)
Southstate Bank, National Association	45,127,613
Citizens First Bank	3,828,464
Crews Bank & Trust	2,189,810
Cogent Bank	1,861,049
Citizens Bank And Trust	1,313,139
<b>Bank Of Central Florida</b>	<b>1,087,312</b>
United Southern Bank	880,436
Axiom Bank, National Association	873,749
Winter Park National Bank	827,920
Mainstreet Community Bank Of Florida	788,555
First Bank	721,527
Heartland National Bank	715,955
Sunrise Bank	521,738
The First National Bank Of Mount Dora	397,544
First Colony Bank Of Florida	322,108
Surety Bank	204,609
Commerce Bank & Trust	177,758
First National Bank Of Wauchula	91,225

Institution name	Return on Avg Assets (%)
Surety Bank	2.75
Crews Bank & Trust	1.69
Heartland National Bank	1.54
First Colony Bank Of Florida	1.48
The First National Bank Of Mount Dora	1.36
Cogent Bank	1.24
First Bank	1.08
Southstate Bank, National Association	1.06
<b>Bank Of Central Florida</b>	<b>1.05</b>
Winter Park National Bank	0.95
Sunrise Bank	0.84
Citizens First Bank	0.72
Mainstreet Community Bank Of Florida	0.68
United Southern Bank	0.67
Citizens Bank And Trust	0.61
Commerce Bank & Trust	0.55
First National Bank Of Wauchula	0.45
Axiom Bank, National Association	0.30

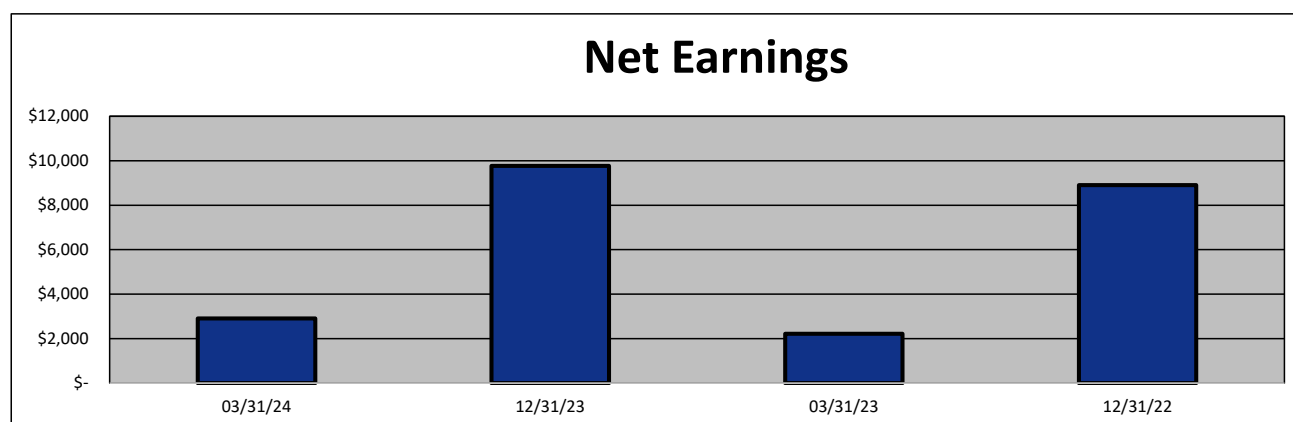
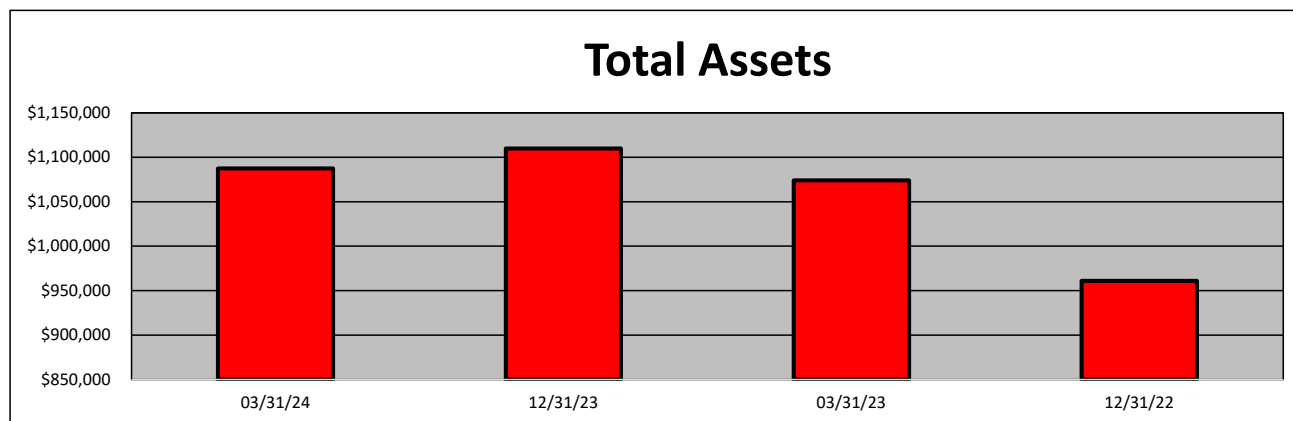
**EXECUTIVE SUMMARY - Bank of Central Florida  
(Percentage)**

Period Ending	03/31/24	12/31/23	03/31/23	12/31/22	State Avg.	Peer Avg.
<b>CAPITAL RATIOS</b>						
Equity/Assets	6.42	6.42	6.83	7.24	9.56	7.62
Leverage Ratio	7.96	8.11	8.41	8.39	10.76	9.43
Tier 1 Cap/Risk Based Assets	11.32	11.68	11.99	12.33	12.94	11.56
Risk Based Ratio	12.22	12.58	12.81	13.11	13.79	12.43
Common Equity Tier 1 Capital Ratio	11.32	11.68	11.99	12.33	12.90	11.56
<b>BALANCE SHEET RATIOS:</b>						
Loan/Deposit Ratio	74.09	70.07	64.22	70.29	73.91	64.20
Loans/Assets	68.70	64.96	59.34	64.35	62.12	57.04
Securities/Assets	18.65	21.92	22.90	29.59	20.01	26.74
<b>PROFITABILITY:</b>						
Return on Avg Assets	1.05	0.91	0.83	0.86	0.74	1.06
Return on Avg Equity	16.47	13.65	12.44	13.74	10.88	16.38
Nonint Income/Avg Assets	0.23	0.19	0.22	0.19	0.79	0.80
Net Overhead Ratio	1.74	1.73	1.61	1.54	2.13	1.68
Efficiency Ratio	57.50	61.44	58.79	59.29	73.35	63.99
Assets (per million) per Employee	10.98	11.21	11.55	10.33	10.38	9.34
<b>ASSET QUALITY:</b>						
Allowance/Loans	0.93	0.95	0.97	0.92	1.31	1.46
Nonperforming Loans/Total Loans	0.02	0.00	0.00	0.00	0.50	0.41
Nonperforming Assets/Total Assets	0.01	0.00	0.00	0.00	0.32	0.23
Adjusted Texas Ratio	0.20	0.00	0.00	0.00	3.59	5.01
<b>YIELDS &amp; COSTS:</b>						
Yield on earning assets	4.91	4.38	4.09	3.12	5.37	5.00
Cost of funds	2.57	2.27	1.92	0.54	3.00	2.67
Net interest margin	3.28	3.01	2.96	2.80	2.82	3.26
Avg Earning Assets/Avg Assets	97.19	97.18	97.15	97.06	95.76	95.10

**SELECTED FINANCIAL DATA - Bank of Central Florida**  
(Dollars in Thousands)

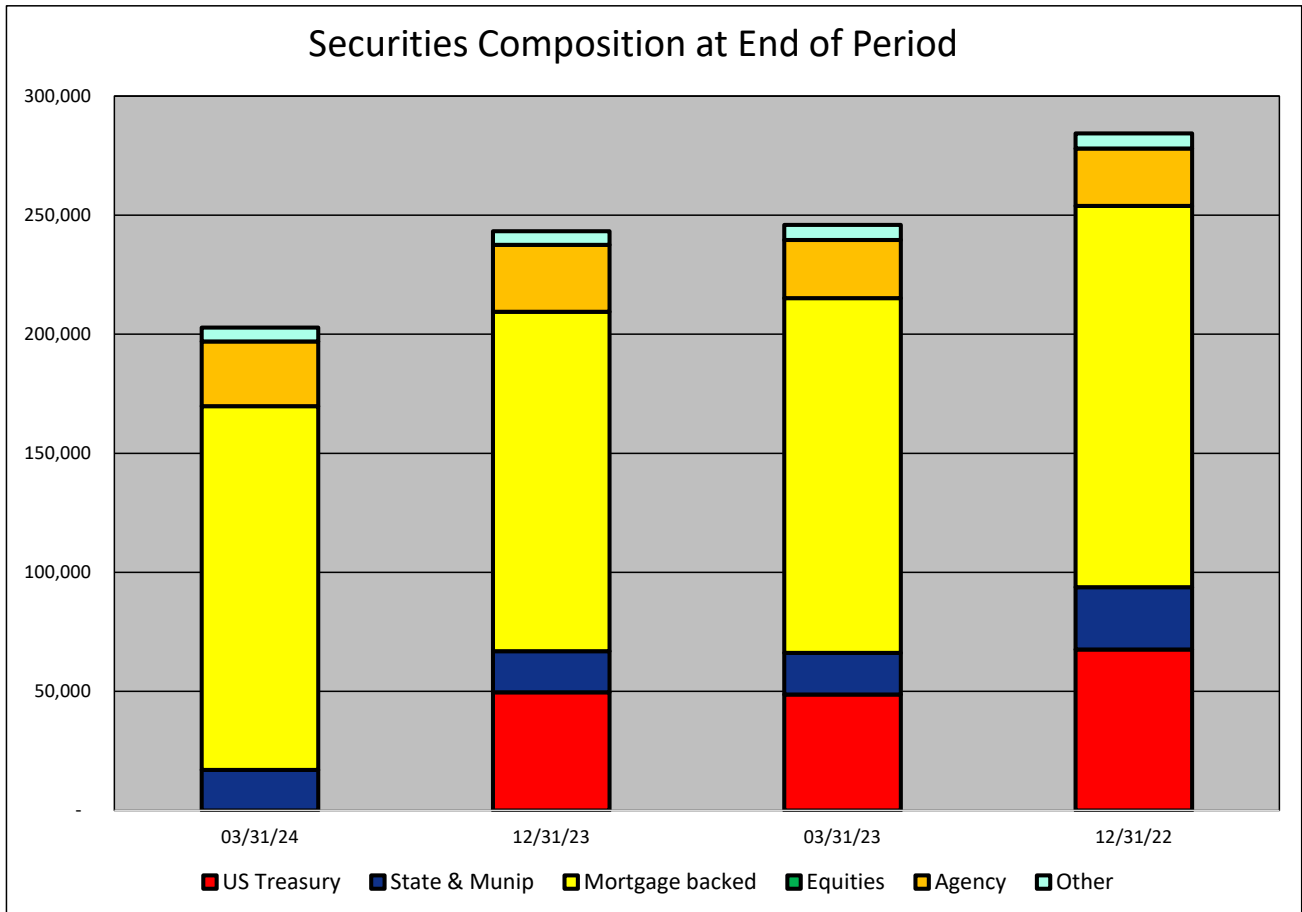
<b>As of:</b>	<b>03/31/24</b>	<b>12/31/23</b>	<b>03/31/23</b>	<b>12/31/22</b>	<b>\$ Change 12 MTHS</b>	<b>% Change 12 MTHS</b>
Total Assets	1,087,312	1,109,820	1,074,023	961,073	13,289	1.24
Cash and Equivalents	102,840	112,571	157,427	25,386	(54,587)	(34.67)
Securities	202,822	243,297	245,914	284,357	(43,092)	(17.52)
Loans, net	746,939	720,926	637,339	618,424	109,600	17.20
Deposit Accounts	1,008,125	1,028,887	992,408	879,796	15,717	1.58
Fed Funds & Repos	-	-	-	5,000	-	NA
Total Equity	69,848	71,247	73,336	69,618	(3,488)	(4.76)

<b>Period Ending</b>	<b>03/31/24</b>	<b>12/31/23</b>	<b>03/31/23</b>	<b>12/31/22</b>	<b>\$ Change 12 MTHS</b>	<b>% Change 12 MTHS</b>
Net Earnings	2,905	9,769	2,223	8,901	682	30.68
Interest Income	13,255	45,841	10,680	31,520	2,575	24.11
Interest Expense	4,392	14,315	2,951	3,183	1,441	48.83
Net Interest Income	8,863	31,526	7,729	28,337	1,134	14.67
Prov for Credit Losses	200	1,070	450	825	(250)	(55.56)
Noninterest income	626	2,037	594	1,982	32	5.39
Gain on Sale of Securities	-	(10)	(10)	-	10	(100.00)
Noninterest Expense	5,462	20,661	4,913	18,016	549	11.17
Net Operating Income	3,827	11,832	2,960	11,478	867	29.29
Income Taxes	922	2,053	727	2,577	195	26.82



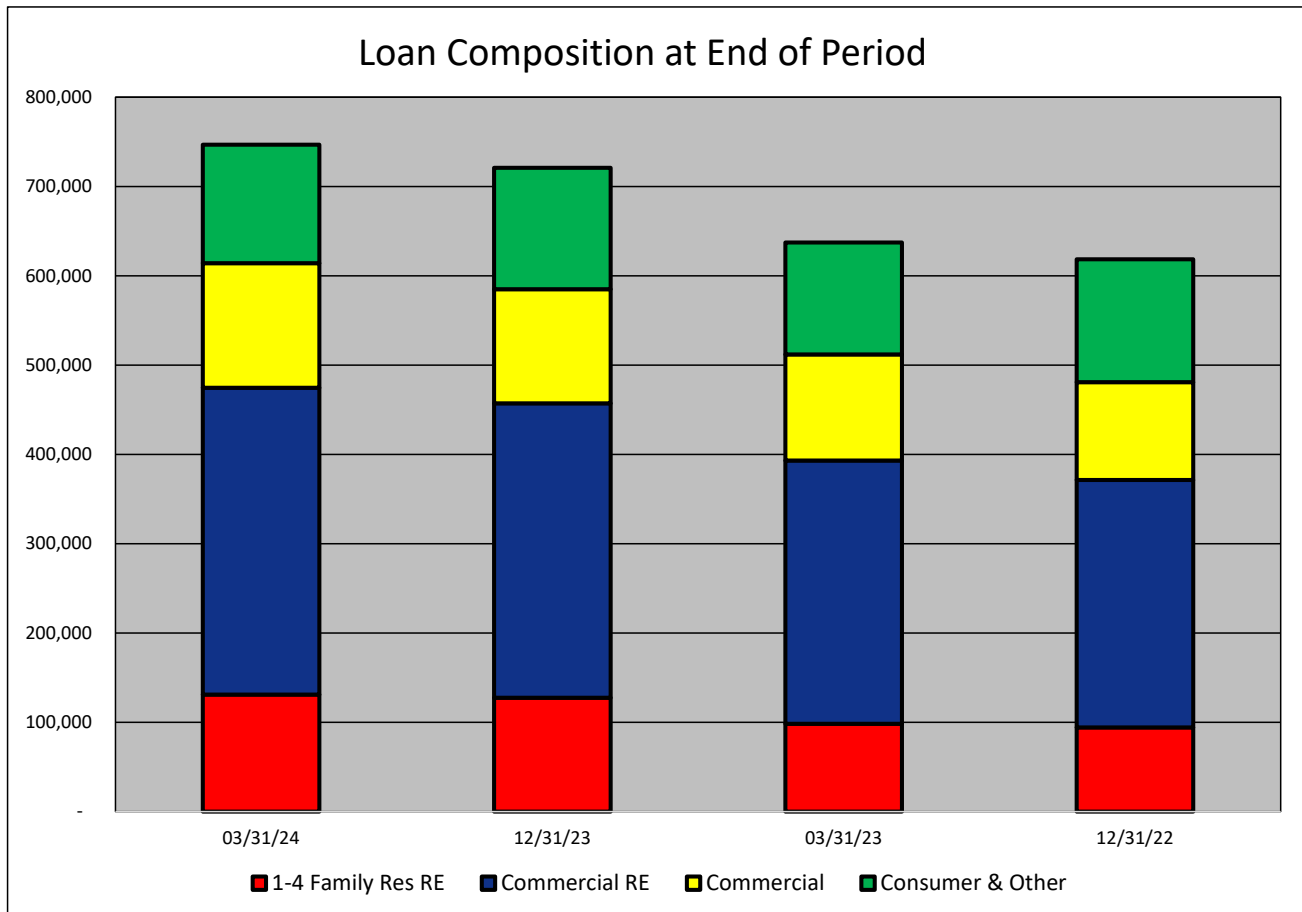
**SECURITIES COMPOSITION - Bank of Central Florida**  
(Dollars in Thousands)

As of:	03/31/24	12/31/23	03/31/23	12/31/22	\$ Change 12 MTHS	% Change 12 MTHS
<b>SECURITIES CATEGORY:</b>						
US Treasury	-	49,633	48,688	67,606	(48,688)	(100.00)
State & Munip	17,073	17,230	17,540	26,159	(467)	(2.66)
Mortgage backed	152,722	142,566	148,971	160,091	3,751	2.52
Equities	-	-	-	-	-	NA
Agency	27,196	28,098	24,386	24,109	2,810	11.52
Other	5,831	5,770	6,329	6,392	(498)	(7.87)
<b>Total Securities</b>	<b>202,822</b>	<b>243,297</b>	<b>245,914</b>	<b>284,357</b>	<b>(43,092)</b>	<b>(17.52)</b>



**LOAN PORTFOLIO COMPOSITION - Bank of Central Florida**  
(Dollars in Thousands)

As of:	03/31/24	12/31/23	03/31/23	12/31/22	\$ Change 12 MTHS	% Change 12 MTHS
<b>LOAN CATEGORY:</b>						
1-4 Family Res RE	130,946	127,526	98,364	94,222	32,582	33.12
Commercial RE	343,623	329,789	294,903	277,133	48,720	16.52
Commercial	139,515	127,583	118,753	109,462	20,762	17.48
Consumer & Other	132,855	136,028	125,319	137,607	7,536	6.01
Loans, Net	746,939	720,926	637,339	618,424	109,600	17.20



**LOAN PORTFOLIO QUALITY - Bank of Central Florida**  
(Dollars in Thousands)

As of:	03/31/24	12/31/23	03/31/23	12/31/22	\$ Change 12 MTHS	% Change 12 MTHS
--------	----------	----------	----------	----------	----------------------	---------------------

**ALLOWANCE FOR CREDIT LOSSES (LOANS):**

Beginning Balance	6,813	5,688	5,688	4,919	1,125	19.78
Total Recoveries	8	79	27	50	(19)	(70.37)
Total Charge-offs	-	24	-	106	-	NA
Provision Expense	200	1,070	450	825	(250)	(55.56)
Writedown Transfer Loans HFS	-	-	-	-	-	NA
Adjustments	(49)	-	-	-	(49)	NA
Ending Balance	6,972	6,813	6,165	5,688	807	13.09

**NON-PERFORMING ASSETS:**

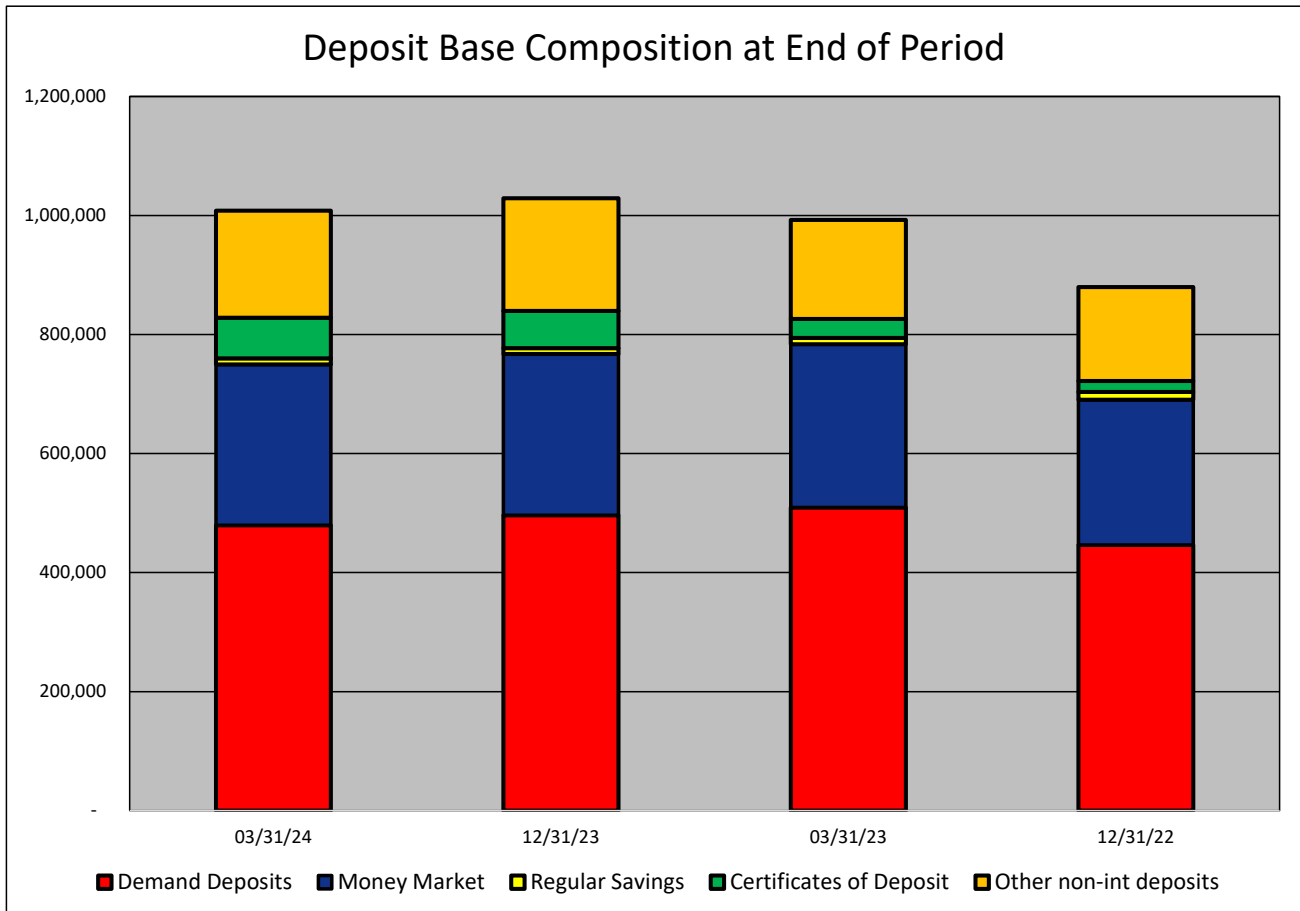
Total-90+ Days Past Due	-	-	-	-	-	NA
Total-Nonaccrual	150	-	-	-	150	NA
Foreclosed Real Estate	-	-	-	-	-	NA
Total Non-perf Assets	150	-	-	-	150	NA

**DEPOSIT BASE COMPOSITION - Bank of Central Florida**  
(Dollars in Thousands)

As of:	03/31/24	12/31/23	03/31/23	12/31/22	\$ Change 12 MTHS	% Change 12 MTHS
--------	----------	----------	----------	----------	----------------------	---------------------

**DEPOSIT BASE CATEGORY:**

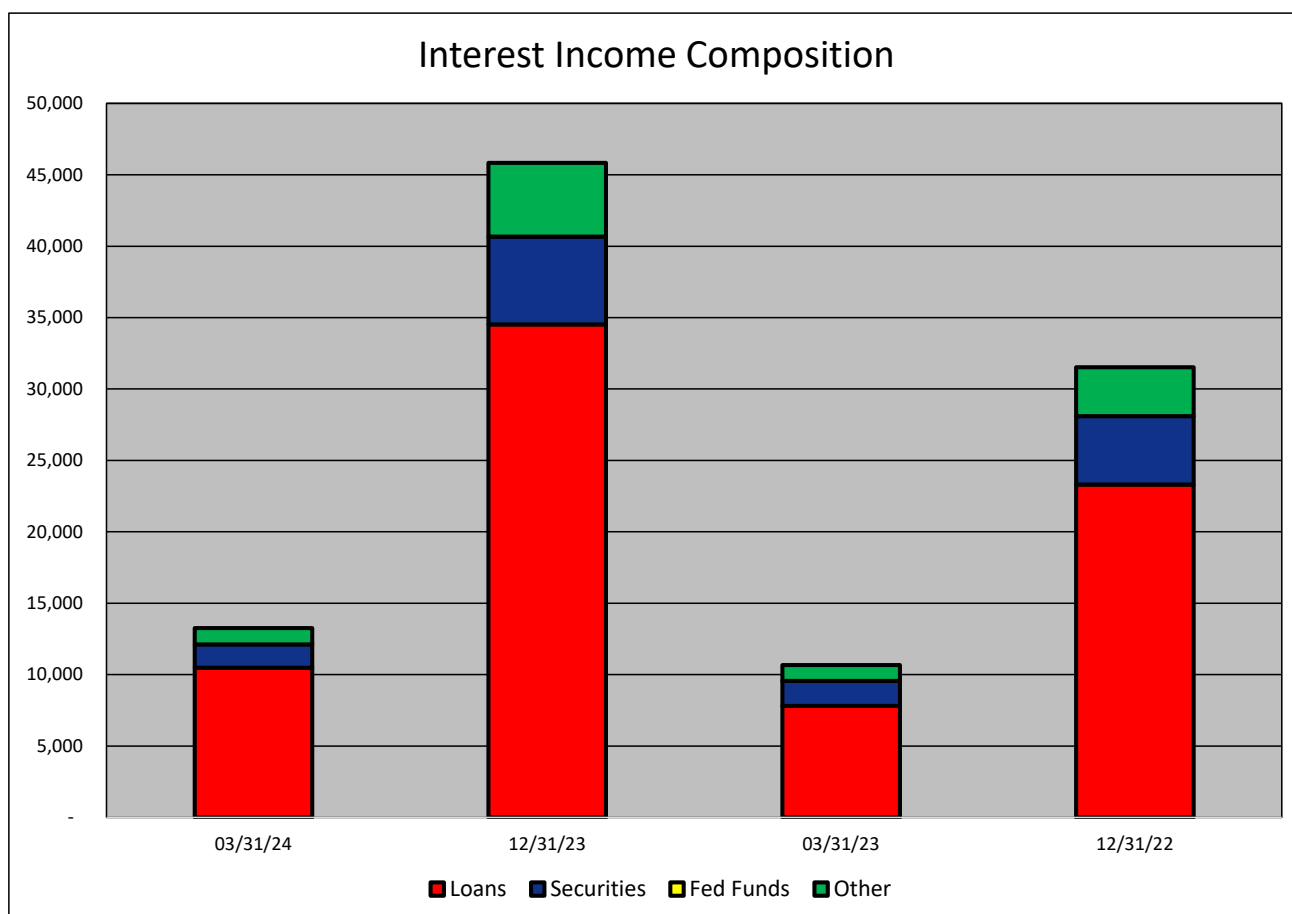
Demand Deposits	479,568	496,162	509,392	446,382	(29,824)	(5.85)
Money Market	270,217	271,163	274,302	243,888	(4,085)	(1.49)
Regular Savings	10,064	9,775	10,544	13,097	(480)	(4.55)
Certificates of Deposit	68,554	62,407	32,009	18,467	36,545	114.17
Other non-int deposits	179,722	189,380	166,161	157,962	13,561	8.16
<b>Total Deposits</b>	<b>1,008,125</b>	<b>1,028,887</b>	<b>992,408</b>	<b>879,796</b>	<b>15,717</b>	<b>1.58</b>





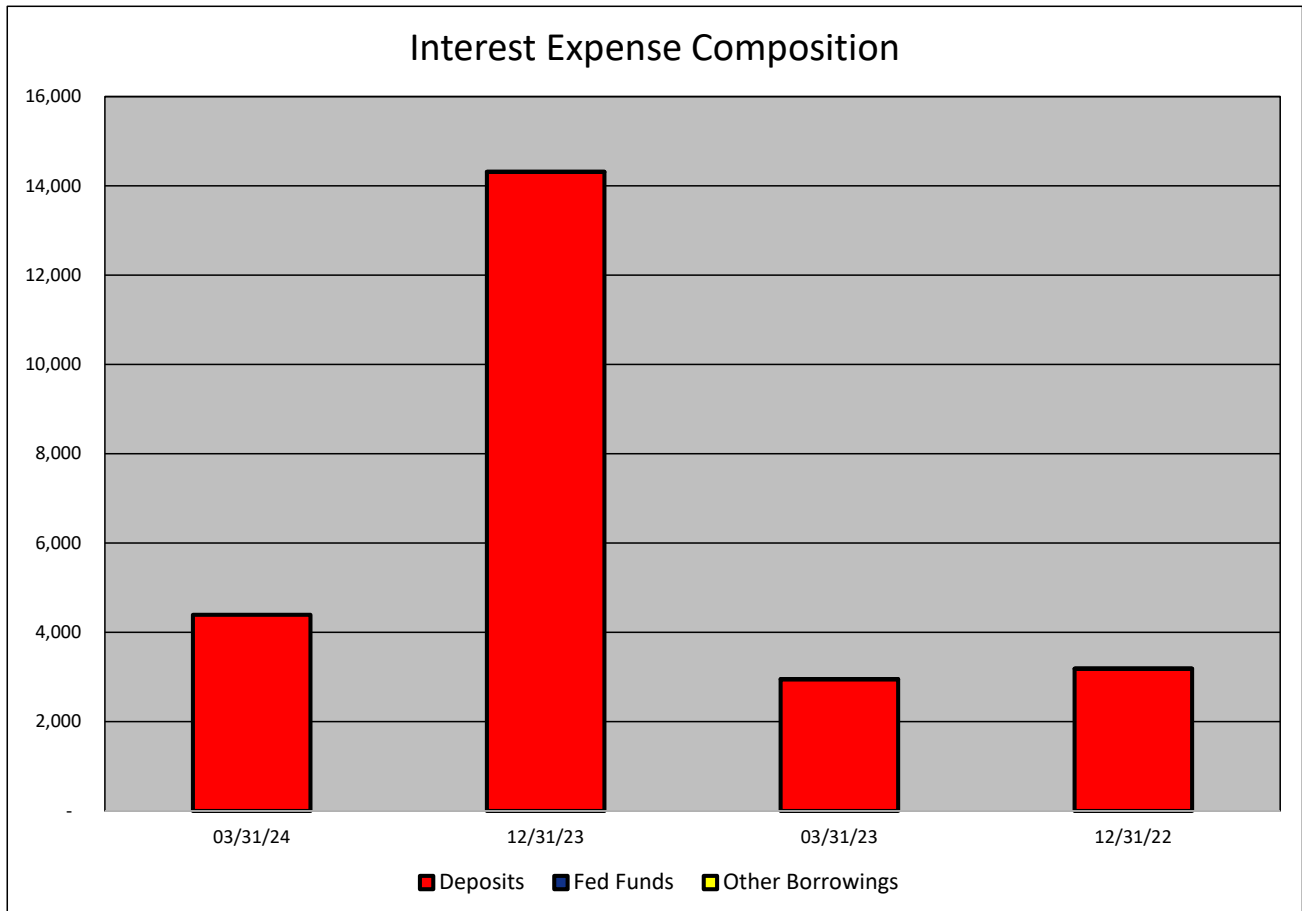
**INTEREST INCOME COMPOSITION- Bank of Central Florida**  
(Dollars in Thousands)

As of:	03/31/24	12/31/23	03/31/23	12/31/22	\$ Change 12 MTHS	% Change 12 MTHS
<b>INTEREST INCOME CATEGORY</b>						
Loans	10,492	34,521	7,803	23,313	2,689	34.46
Securities	1,632	6,150	1,754	4,779	(122)	(6.96)
Fed Funds	-	-	-	-	-	NA
Other	1,131	5,170	1,123	3,428	8	0.71
<b>Total Int Income</b>	<b>13,255</b>	<b>45,841</b>	<b>10,680</b>	<b>31,520</b>	<b>2,575</b>	<b>24.11</b>



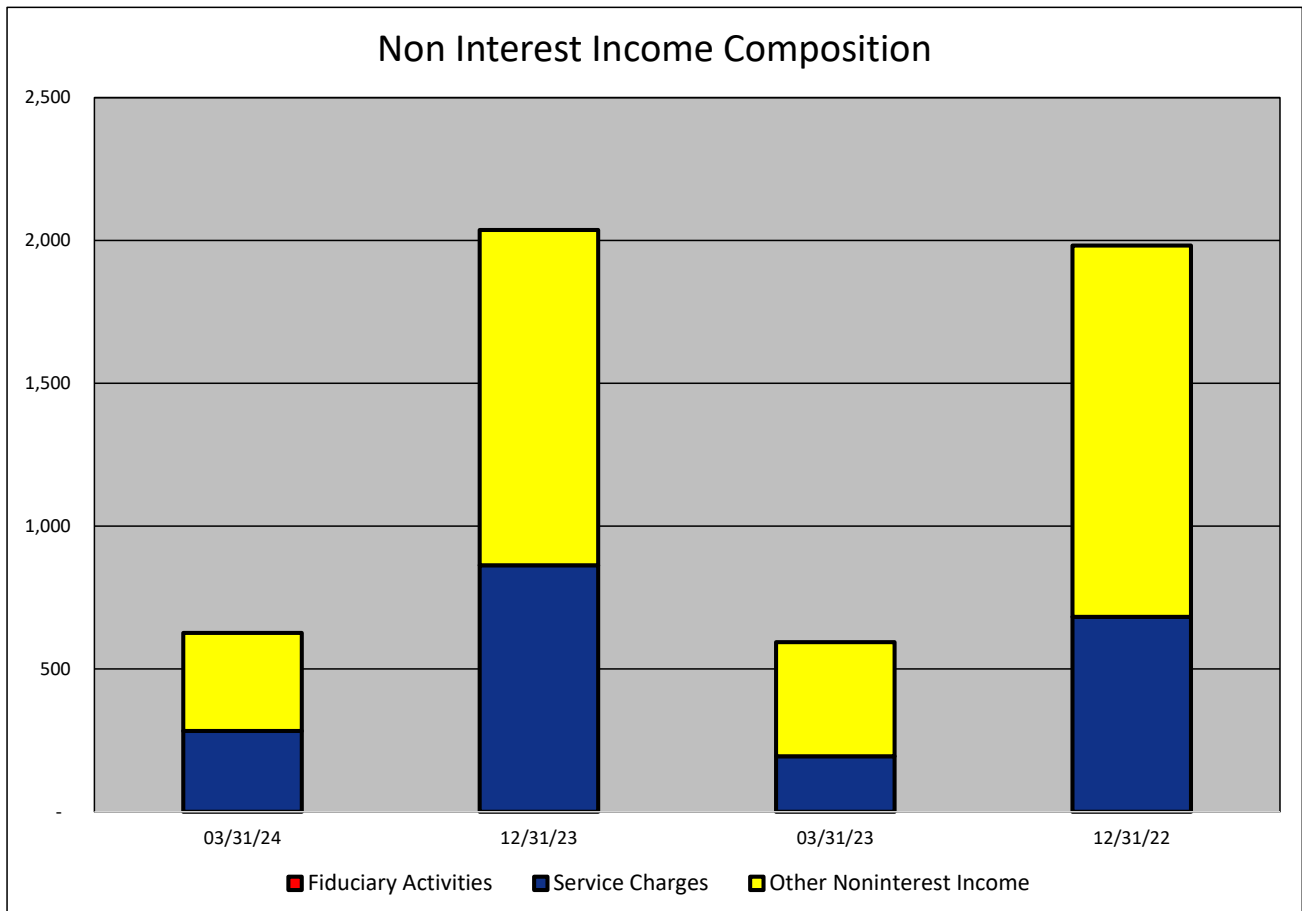
**INTEREST EXPENSE COMPOSITION- Bank of Central Florida**  
(Dollars in Thousands)

As of:	03/31/24	12/31/23	03/31/23	12/31/22	\$ Change 12 MTHS	% Change 12 MTHS
<b>INTEREST EXPENSE CATEGORY</b>						
Deposits	4,392	14,313	2,949	3,182	1,443	48.93
Fed Funds	-	2	2	1	(2)	(100.00)
Other Borrowings	-	-	-	-	-	NA
<b>Total Int Expense</b>	<b>4,392</b>	<b>14,315</b>	<b>2,951</b>	<b>3,183</b>	<b>1,441</b>	<b>48.83</b>



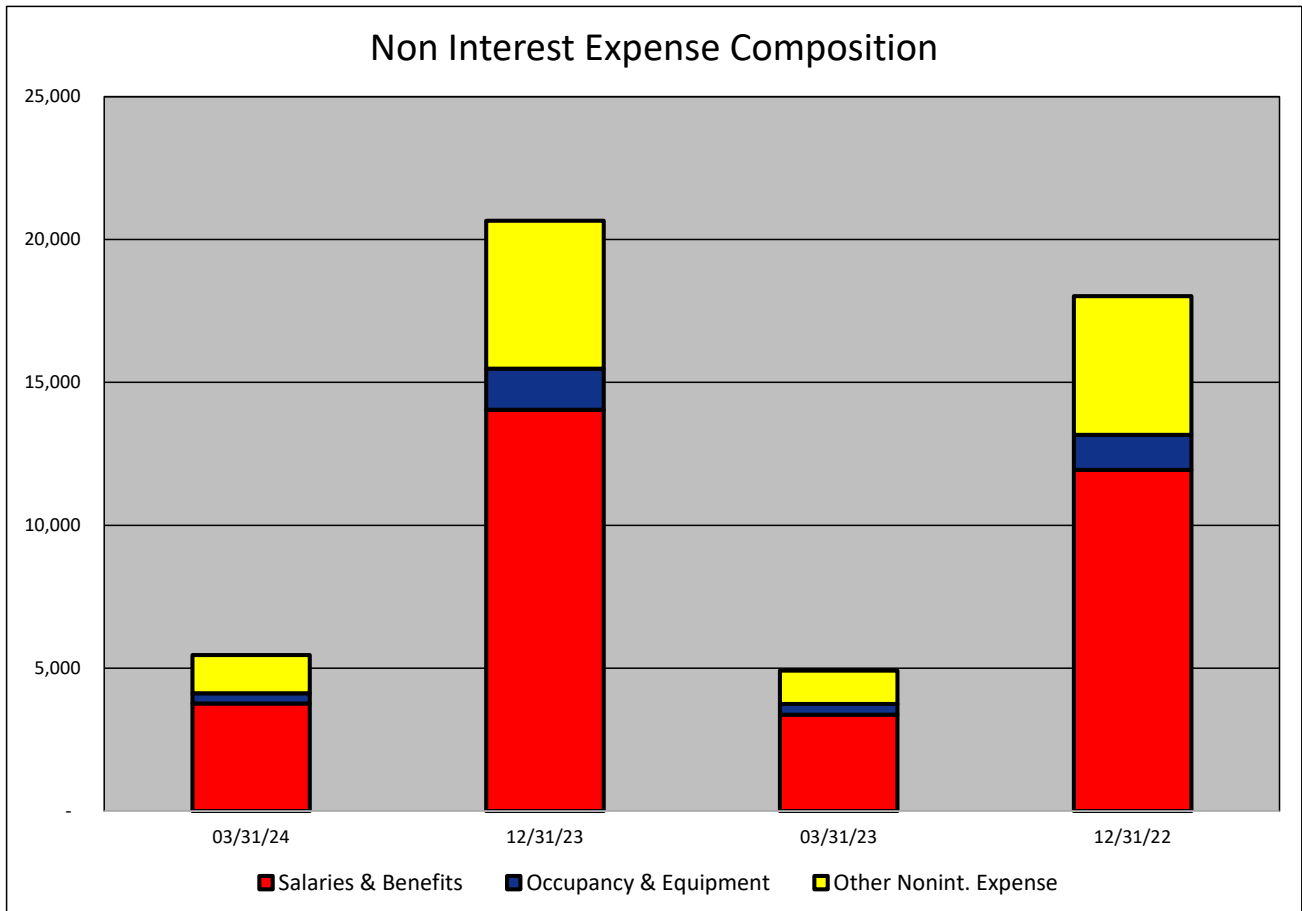
**NONINTEREST INCOME COMPOSITION- Bank of Central Florida**  
(Dollars in Thousands)

As of:	03/31/24	12/31/23	03/31/23	12/31/22	\$ Change 12 MTHS	% Change 12 MTHS
<b>NONINTEREST INCOME CATEGORY</b>						
Fiduciary Activities	-	-	-	-	-	NA
Service Charges	283	863	194	682	89	45.88
Other Noninterest Income	343	1,174	400	1,300	(57)	(14.25)
<b>Total Nonint. Income</b>	<b>626</b>	<b>2,037</b>	<b>594</b>	<b>1,982</b>	<b>32</b>	<b>5.39</b>



**NONINTEREST EXPENSE COMPOSITION- Bank of Central Florida**  
(Dollars in Thousands)

As of:	03/31/24	12/31/23	03/31/23	12/31/22	\$ Change 12 MTHS	% Change 12 MTHS
<b>NONINTEREST EXPENSE CATEGORY</b>						
Salaries & Benefits	3,764	14,045	3,372	11,941	392	11.63
Occupancy & Equipment	355	1,440	373	1,223	(18)	(4.83)
Other Nonint. Expense	1,343	5,176	1,168	4,852	175	14.98
<b>Total Nonint. Expense</b>	<b>5,462</b>	<b>20,661</b>	<b>4,913</b>	<b>18,016</b>	<b>549</b>	<b>11.17</b>



**PEER GROUP COMPARISONS REPORT**  
**Central Florida Group**

BALANCE SHEET

Institution name	Total Assets \$000		% Change in Assets
	This Year	Last Year	
Crews Bank & Trust	2,189,810	903,798	<b>142.29</b>
Axiom Bank, National Association	873,749	673,161	<b>29.80</b>
Cogent Bank	1,861,049	1,538,946	<b>20.93</b>
First Colony Bank Of Florida	322,108	278,478	<b>15.67</b>
Winter Park National Bank	827,920	717,750	<b>15.35</b>
Commerce Bank & Trust	177,758	159,450	<b>11.48</b>
Sunrise Bank	521,738	469,766	<b>11.06</b>
Surety Bank	204,609	194,892	<b>4.99</b>
First National Bank Of Wauchula	91,225	88,168	<b>3.47</b>
Mainstreet Community Bank Of Florida	788,555	765,869	<b>2.96</b>
Citizens First Bank	3,828,464	3,742,550	<b>2.30</b>
The First National Bank Of Mount Dora	397,544	389,434	<b>2.08</b>
<b>Bank Of Central Florida</b>	<b>1,087,312</b>	<b>1,074,023</b>	<b>1.24</b>
Southstate Bank, National Association	45,127,613	44,902,537	<b>0.50</b>
Citizens Bank And Trust	1,313,139	1,329,359	<b>(1.22)</b>
First Bank	721,527	732,456	<b>(1.49)</b>
Heartland National Bank	715,955	747,606	<b>(4.23)</b>
United Southern Bank	880,436	929,534	<b>(5.28)</b>

<b>Select Peer Average</b>	<b>3,440,584</b>	<b>3,313,210</b>	<b>13.99</b>
----------------------------	------------------	------------------	--------------

**PEER GROUP COMPARISONS REPORT**  
**Central Florida Group**

BALANCE SHEET

Institution name	Total Loans \$000		% Change in Loans
	This Year	Last Year	
Crews Bank & Trust	1,174,657	555,849	<b>111.33</b>
Axiom Bank, National Association	582,764	465,046	<b>25.31</b>
Cogent Bank	1,524,626	1,272,481	<b>19.82</b>
Bank Of Central Florida	746,939	637,339	<b>17.20</b>
The First National Bank Of Mount Dora	121,460	107,842	<b>12.63</b>
Sunrise Bank	413,784	370,928	<b>11.55</b>
Winter Park National Bank	440,034	394,592	<b>11.52</b>
Commerce Bank & Trust	126,295	113,616	<b>11.16</b>
Citizens Bank And Trust	719,387	647,494	<b>11.10</b>
First Bank	428,567	390,000	<b>9.89</b>
United Southern Bank	377,041	345,323	<b>9.19</b>
Mainstreet Community Bank Of Florida	524,216	486,019	<b>7.86</b>
Southstate Bank, National Association	32,723,863	30,723,431	<b>6.51</b>
Citizens First Bank	1,293,951	1,229,004	<b>5.28</b>
First Colony Bank Of Florida	178,616	170,284	<b>4.89</b>
Surety Bank	82,653	78,894	<b>4.76</b>
Heartland National Bank	156,965	150,657	<b>4.19</b>
First National Bank Of Wauchula	67,668	65,968	<b>2.58</b>

<b>Select Peer Average</b>	2,315,749	2,122,487	15.93
----------------------------	-----------	-----------	-------

**PEER GROUP COMPARISONS REPORT**  
*Central Florida Group*

**CAPITAL RATIOS**  
For the three months ended March 31, 2024

Institution name	Equity/ Assets	Leverage Ratio	Tier 1 Risk- based Ratio	Risk based Capital Ratio	Common Equity Tier 1 Capital Ratio
Citizens First Bank	9.75	<b>12.68</b>	18.44	19.35	18.44
Surety Bank	9.23	<b>11.76</b>	23.88	24.93	23.88
The First National Bank Of Mount Dora	7.78	<b>11.37</b>	16.17	17.06	16.17
First National Bank Of Wauchula	9.23	<b>10.62</b>	0.00	0.00	0.00
Axiom Bank, National Association	10.22	<b>10.58</b>	13.57	14.83	13.57
Crews Bank & Trust	10.22	<b>10.44</b>	0.00	0.00	0.00
Southstate Bank, National Association	12.83	<b>10.14</b>	12.66	13.99	12.66
Mainstreet Community Bank Of Florida	7.15	<b>9.13</b>	0.00	0.00	0.00
Sunrise Bank	7.53	<b>9.12</b>	0.00	0.00	0.00
First Bank	8.18	<b>9.09</b>	14.44	15.70	14.44
Commerce Bank & Trust	5.56	<b>8.98</b>	12.47	13.72	12.47
Heartland National Bank	7.78	<b>8.76</b>	24.40	25.45	24.40
First Colony Bank Of Florida	7.43	<b>8.73</b>	12.61	13.87	12.61
United Southern Bank	3.92	<b>8.44</b>	15.97	17.22	15.97
Cogent Bank	7.83	<b>8.05</b>	9.56	10.68	9.56
<b>Bank Of Central Florida</b>	<b>6.42</b>	<b>7.96</b>	<b>11.32</b>	<b>12.22</b>	<b>11.32</b>
Citizens Bank And Trust	1.05	<b>7.34</b>	12.24	13.14	12.24
Winter Park National Bank	5.06	<b>6.49</b>	10.42	11.61	10.42

<b>Select Peer Average</b>	7.62	9.43	11.56	12.43	11.56
----------------------------	------	------	-------	-------	-------

**PEER GROUP COMPARISONS REPORT**  
*Central Florida Group*

**BALANCE SHEET RATIOS**  
For the three months ended March 31, 2024

Institution name	Loans/ Deposits	Gross Loans/ Assets	Securities/ Assets
Cogent Bank	91.01	81.92	14.79
Sunrise Bank	89.89	79.31	15.47
Southstate Bank, National Association	87.70	72.51	15.61
First National Bank Of Wauchula	85.63	74.18	6.23
Commerce Bank & Trust	79.47	71.05	16.24
Axiom Bank, National Association	77.45	66.70	6.64
<b>Bank Of Central Florida</b>	<b>74.09</b>	<b>68.70</b>	<b>18.65</b>
Mainstreet Community Bank Of Florida	73.80	66.48	23.89
First Bank	65.20	59.40	26.41
Winter Park National Bank	64.98	53.15	29.15
First Colony Bank Of Florida	60.26	55.45	16.14
Crews Bank & Trust	60.15	53.64	28.53
Citizens Bank And Trust	56.50	54.78	41.40
United Southern Bank	47.89	42.82	42.33
Surety Bank	44.56	40.40	15.91
Citizens First Bank	39.08	33.80	58.29
The First National Bank Of Mount Dora	33.46	30.55	54.66
Heartland National Bank	24.53	21.92	50.97

<b>Select Peer Average</b>	64.20	57.04	26.74
----------------------------	-------	-------	-------



**PEER GROUP COMPARISONS REPORT**  
*Central Florida Group*

**PROFITABILITY RATIOS**  
For the three months ended March 31, 2024

Institution name	Avg Total Assets (\$000)	Return on Avg Assets	Return on Avg Equity
Surety Bank	205,292	<b>2.75</b>	30.00
Crews Bank & Trust	2,149,192	<b>1.69</b>	16.57
Heartland National Bank	718,614	<b>1.54</b>	20.46
First Colony Bank Of Florida	299,549	<b>1.48</b>	18.36
The First National Bank Of Mount Dora	370,759	<b>1.36</b>	16.37
Cogent Bank	1,831,928	<b>1.24</b>	15.99
First Bank	721,760	<b>1.08</b>	13.27
Southstate Bank, National Association	45,814,943	<b>1.06</b>	8.39
<b>Bank Of Central Florida</b>	<b>1,110,765</b>	<b>1.05</b>	<b>16.47</b>
Winter Park National Bank	818,680	<b>0.95</b>	18.49
Sunrise Bank	514,531	<b>0.84</b>	11.12
Citizens First Bank	3,857,280	<b>0.72</b>	7.43
Mainstreet Community Bank Of Florida	788,695	<b>0.68</b>	9.55
United Southern Bank	946,411	<b>0.67</b>	18.06
Citizens Bank And Trust	1,416,382	<b>0.61</b>	57.25
Commerce Bank & Trust	170,944	<b>0.55</b>	9.45
First National Bank Of Wauchula	90,060	<b>0.45</b>	4.84
Axiom Bank, National Association	839,916	<b>0.30</b>	2.81

<b>Select Peer Average</b>	<b>3,481,428</b>	<b>1.06</b>	<b>16.38</b>
----------------------------	------------------	-------------	--------------

**PEER GROUP COMPARISONS REPORT**  
*Central Florida Group*

**PROFITABILITY RATIOS**  
For the three months ended March 31, 2024

Institution name	Noninterest Income/AA	Net Overhead Ratio	Efficiency Ratio	Assets (per million) per Employee
Heartland National Bank	0.24	1.20	<b>41.24</b>	13.02
Winter Park National Bank	0.07	1.00	<b>44.95</b>	28.55
First Colony Bank Of Florida	0.10	1.63	<b>52.02</b>	16.95
Surety Bank	3.46	(0.08)	<b>54.04</b>	5.38
Citizens First Bank	0.61	1.03	<b>54.94</b>	9.84
<b>Bank Of Central Florida</b>	<b>0.23</b>	<b>1.74</b>	<b>57.50</b>	<b>10.98</b>
Cogent Bank	0.74	1.94	<b>58.10</b>	8.62
Crews Bank & Trust	0.86	1.75	<b>58.56</b>	6.07
Southstate Bank, National Association	0.69	1.53	<b>58.90</b>	8.71
First Bank	0.87	1.65	<b>62.96</b>	7.01
The First National Bank Of Mount Dora	3.18	0.68	<b>67.79</b>	5.03
Sunrise Bank	0.07	2.11	<b>69.63</b>	8.84
United Southern Bank	0.56	1.68	<b>70.67</b>	5.64
Mainstreet Community Bank Of Florida	0.33	2.07	<b>73.71</b>	7.81
Commerce Bank & Trust	0.18	1.82	<b>76.69</b>	9.36
Axiom Bank, National Association	1.18	3.06	<b>79.80</b>	6.24
Citizens Bank And Trust	0.69	1.67	<b>80.42</b>	6.73
First National Bank Of Wauchula	0.37	3.70	<b>89.83</b>	3.38

<b>Select Peer Average</b>	0.80	1.68	63.99	9.34
----------------------------	------	------	-------	------

**PEER GROUP COMPARISONS REPORT**  
*Central Florida Group*

**ASSET QUALITY RATIOS**  
For the three months ended March 31, 2024

Institution name	Allowance/ Loans	Nonperf Loans/ Total Loans	Nonperf Assets/ Total Assets	Adjusted Texas Ratio
Commerce Bank & Trust	1.41	0.00	<b>0.00</b>	0.00
First Colony Bank Of Florida	1.72	0.00	<b>0.00</b>	0.00
Mainstreet Community Bank Of Florida	1.15	0.00	<b>0.00</b>	0.00
Sunrise Bank	1.24	0.00	<b>0.00</b>	0.00
<b>Bank Of Central Florida</b>	<b>0.93</b>	<b>0.02</b>	<b>0.01</b>	<b>0.20</b>
Crews Bank & Trust	1.72	0.03	<b>0.02</b>	0.16
Citizens First Bank	1.62	0.13	<b>0.04</b>	0.40
First Bank	1.64	0.13	<b>0.07</b>	0.51
The First National Bank Of Mount Dora	1.68	0.27	<b>0.08</b>	1.01
Surety Bank	1.28	0.45	<b>0.18</b>	1.89
Heartland National Bank	1.55	0.87	<b>0.19</b>	2.34
United Southern Bank	2.52	0.46	<b>0.20</b>	3.92
Southstate Bank, National Association	1.44	0.53	<b>0.39</b>	2.69
Axiom Bank, National Association	1.41	0.63	<b>0.45</b>	4.07
Winter Park National Bank	1.34	0.85	<b>0.45</b>	7.78
First National Bank Of Wauchula	1.48	0.75	<b>0.56</b>	5.40
Cogent Bank	1.09	0.70	<b>0.57</b>	6.59
Citizens Bank And Trust	1.01	1.56	<b>0.85</b>	53.27
<b>Select Peer Average</b>	<b>1.46</b>	<b>0.41</b>	<b>0.23</b>	<b>5.01</b>

**PEER GROUP COMPARISONS REPORT**  
*Central Florida Group*

**STATEMENT OF CONDITION (% OF ASSETS)**  
**For the three months ended March 31, 2024**

Institution name	Cash & Nointerest bearing Deps	Interest- bearing Bal	Fed Funds Sold & Repos	Held to Maturity Secs	Available for Sale Secs
Surety Bank	<b>27.58</b>	12.25	0.00	0.00	15.91
First National Bank Of Wauchula	<b>5.21</b>	10.06	0.00	0.00	6.23
First Bank	<b>2.42</b>	6.53	1.53	0.00	26.41
Commerce Bank & Trust	<b>1.54</b>	8.46	0.00	0.00	16.24
Winter Park National Bank	<b>1.26</b>	14.93	0.00	18.42	10.73
Southstate Bank, National Association	<b>1.06</b>	1.62	0.00	5.42	10.19
United Southern Bank	<b>1.00</b>	8.97	0.00	1.13	41.20
Mainstreet Community Bank Of Florida	<b>0.99</b>	3.67	0.05	0.00	23.89
Axiom Bank, National Association	<b>0.92</b>	22.35	0.00	0.00	6.64
First Colony Bank Of Florida	<b>0.73</b>	27.57	0.00	9.57	6.57
Crews Bank & Trust	<b>0.70</b>	16.18	0.00	21.40	7.13
Heartland National Bank	<b>0.68</b>	23.94	0.00	0.00	50.97
Citizens First Bank	<b>0.62</b>	0.17	3.85	0.00	58.29
The First National Bank Of Mount Dora	<b>0.53</b>	8.49	0.00	0.00	54.66
<b>Bank Of Central Florida</b>	<b>0.47</b>	<b>8.98</b>	<b>0.00</b>	<b>0.00</b>	<b>18.65</b>
Sunrise Bank	<b>0.46</b>	2.90	0.00	0.96	14.52
Citizens Bank And Trust	<b>0.33</b>	0.85	0.00	0.00	41.40
Cogent Bank	<b>0.17</b>	2.52	0.00	0.00	14.79

<b>Select Peer Average</b>	<b>2.59</b>	<b>10.02</b>	<b>0.30</b>	<b>3.16</b>	<b>23.58</b>
----------------------------	-------------	--------------	-------------	-------------	--------------

**PEER GROUP COMPARISONS REPORT**  
*Central Florida Group*

**STATEMENT OF CONDITION (% OF ASSETS)**  
**For the three months ended March 31, 2024**

Institution name	Net Loans & Leases	Premises & Fixed Assets	Total Real Estate Owned	Intangible Assets
Cogent Bank	<b>80.97</b>	0.27	0.00	0.09
Sunrise Bank	<b>78.33</b>	1.77	0.00	0.00
First National Bank Of Wauchula	<b>73.08</b>	1.33	0.00	0.00
Southstate Bank, National Association	<b>71.35</b>	1.16	0.00	4.64
Commerce Bank & Trust	<b>70.04</b>	0.25	0.00	0.00
<b>Bank Of Central Florida</b>	<b>68.05</b>	<b>1.46</b>	<b>0.00</b>	<b>0.02</b>
Axiom Bank, National Association	<b>65.76</b>	1.29	0.01	0.13
Mainstreet Community Bank Of Florida	<b>65.64</b>	2.14	0.00	0.01
First Bank	<b>58.42</b>	1.99	0.00	0.00
First Colony Bank Of Florida	<b>54.50</b>	0.40	0.00	0.00
Citizens Bank And Trust	<b>54.23</b>	1.41	0.00	0.00
Crews Bank & Trust	<b>52.72</b>	1.25	0.00	0.00
Winter Park National Bank	<b>52.44</b>	0.34	0.00	0.00
United Southern Bank	<b>41.75</b>	1.19	0.00	0.00
Surety Bank	<b>39.88</b>	0.93	0.00	0.00
Citizens First Bank	<b>32.85</b>	1.41	0.00	0.43
The First National Bank Of Mount Dora	<b>30.04</b>	0.95	0.00	0.00
Heartland National Bank	<b>21.57</b>	0.57	0.00	0.00

<b>Select Peer Average</b>	56.20	1.12	0.00	0.30
----------------------------	-------	------	------	------

**PEER GROUP COMPARISONS REPORT**  
*Central Florida Group*

**STATEMENT OF CONDITION (% OF TOTAL FUNDING SOURCES)**  
**For the three months ended March 31, 2024**

Institution name	Non Interest Bearing Deps	Interest Bearing Deps	Total Deps	Total Fed Funds & Repos	Other Borrowed Money
United Southern Bank	55.25	38.78	94.03	0.00	5.97
Crews Bank & Trust	42.81	57.00	99.81	0.18	0.00
The First National Bank Of Mount Dora	41.89	58.11	100.00	0.00	0.00
Surety Bank	40.06	59.94	100.00	0.00	0.00
First Bank	36.57	63.43	100.00	0.00	0.00
Citizens Bank And Trust	35.46	63.59	99.05	0.95	0.00
Axiom Bank, National Association	35.13	61.65	96.78	0.00	3.22
<b>Bank Of Central Florida</b>	<b>32.75</b>	<b>67.25</b>	<b>100.00</b>	<b>0.00</b>	<b>0.00</b>
Mainstreet Community Bank Of Florida	32.18	65.62	97.80	0.00	2.20
First Colony Bank Of Florida	31.95	68.05	100.00	0.00	0.00
Commerce Bank & Trust	31.24	64.42	95.65	2.54	1.81
Southstate Bank, National Association	28.21	70.32	98.53	1.46	0.01
First National Bank Of Wauchula	27.93	69.60	97.53	0.00	2.47
Sunrise Bank	26.46	69.98	96.44	0.00	3.56
Heartland National Bank	25.50	72.31	97.80	2.20	0.00
Cogent Bank	25.03	73.21	98.24	0.00	1.76
Winter Park National Bank	22.49	64.21	86.70	0.49	12.80
Citizens First Bank	17.42	79.35	96.76	3.24	0.00

<b>Select Peer Average</b>	32.68	64.82	97.51	0.61	1.88
----------------------------	-------	-------	-------	------	------

**PEER GROUP COMPARISONS REPORT**  
*Central Florida Group*

**YIELDS, COSTS & SPREADS - ASSET YIELDS**  
For the three months ended March 31, 2024

Institution name	Yield on Earning Assets	Cost of Funds	Net Interest Margin	Avg Earning Assets/AA
First National Bank Of Wauchula	6.23	2.63	<b>4.47</b>	92.80
Axiom Bank, National Association	6.53	3.79	<b>4.30</b>	96.11
Cogent Bank	6.60	4.05	<b>3.85</b>	99.34
Surety Bank	6.11	3.22	<b>3.83</b>	69.59
Crews Bank & Trust	4.79	2.28	<b>3.62</b>	98.35
Southstate Bank, National Association	4.96	2.38	<b>3.35</b>	91.11
Heartland National Bank	4.85	2.14	<b>3.35</b>	96.94
First Bank	4.66	2.20	<b>3.30</b>	94.27
<b>Bank Of Central Florida</b>	<b>4.91</b>	<b>2.57</b>	<b>3.28</b>	<b>97.19</b>
First Colony Bank Of Florida	4.94	2.05	<b>3.14</b>	99.04
Sunrise Bank	5.68	3.77	<b>3.12</b>	98.11
Mainstreet Community Bank Of Florida	4.60	2.34	<b>3.10</b>	94.27
United Southern Bank	3.87	1.26	<b>2.68</b>	96.53
Commerce Bank & Trust	4.98	3.58	<b>2.41</b>	98.89
Winter Park National Bank	4.75	3.23	<b>2.37</b>	97.70
Citizens First Bank	4.03	1.91	<b>2.35</b>	97.45
The First National Bank Of Mount Dora	3.66	2.23	<b>2.34</b>	97.49
Citizens Bank And Trust	3.82	2.46	<b>2.30</b>	96.65
<b>Select Peer Average</b>	<b>5.00</b>	<b>2.67</b>	<b>3.26</b>	<b>95.10</b>