

# Banco Do Brasil Americas

Miami, FL

Established

7/24/1986

## Florida Bank and Thrift Performance Report

### Table of Contents

<b>Title</b>	<b>Page</b>
PEER GROUP POSITION	1
EXECUTIVE SUMMARY	2
SELECTED FINANCIAL DATA	3
SECURITIES COMPOSITION	4
LOAN PORTFOLIO COMPOSITION	5
LOAN PORTFOLIO QUALITY	6
DEPOSIT BASE COMPOSITION	7
INTEREST INCOME COMPOSITION	8
INTEREST EXPENSE COMPOSITION	9
NONINTEREST INCOME COMPOSITION	10
NONINTEREST EXPENSE COMPOSITION	11
PEER GROUP COMPARISONS REPORT	12-22

---

#### FLORIDA BANKING TEAM

Ted Hacker, Robert Brink, Steve Kania, David Ajvazi, Michael Squitieri, Erica Hines, Sacha Widmaier, Anthony Hagbartsen, Madeline Bogumil, Lauren Klindt, Phillip Berdeguer, Andrew Joyce, Dylan Frayne, Mai Tran, Meranda Joseph, Patricia Romero, Vanessa Hossler, Adam McCord, Allyson Wiitala, Jacob Ingram, Rachel Jean, Brendan Yosko, Martha Zubia, Stephanie Flores, Krishna Reddy

Information contained herein was obtained from FIS is believed to be reliable however, accuracy is not guaranteed and all peer and state averages are simple averages.

**PEER GROUP POSITION**

For the  
*South Florida Group*

**For the three months ended March 31, 2024**

Institution name	Total Assets (\$000's)
Bankunited, National Association	35,066,650
City National Bank Of Florida	26,126,524
Amerant Bank, National Association	9,798,352
Ocean Bank	6,340,942
Bradesco Bank	4,282,284
Banesco Usa	3,946,961
<b>Banco Do Brasil Americas</b>	<b>2,859,198</b>
U. S. Century Bank	2,488,336
First State Bank Of The Florida Keys	1,243,979
Pacific National Bank	1,240,437
Grove Bank & Trust	1,137,842
International Finance Bank	1,103,094
Helm Bank Usa	1,044,175
Terrabank, National Association	774,332
Intercredit Bank, National Association	579,843
Sunstate Bank	501,606
Interamerican Bank, A Fsb	262,589
Eastern National Bank	178,678
Gulf Atlantic Bank	150,326

Institution name	Return on Avg Assets (%)
First State Bank Of The Florida Keys	3.34
<b>Banco Do Brasil Americas</b>	<b>1.72</b>
International Finance Bank	1.39
Pacific National Bank	0.99
Helm Bank Usa	0.89
Banesco Usa	0.78
Ocean Bank	0.78
U. S. Century Bank	0.78
Bradesco Bank	0.74
Bankunited, National Association	0.66
Interamerican Bank, A Fsb	0.62
Sunstate Bank	0.62
Amerant Bank, National Association	0.56
City National Bank Of Florida	0.52
Terrabank, National Association	0.32
Gulf Atlantic Bank	0.21
Grove Bank & Trust	(0.18)
Intercredit Bank, National Association	(0.72)
Eastern National Bank	(2.91)

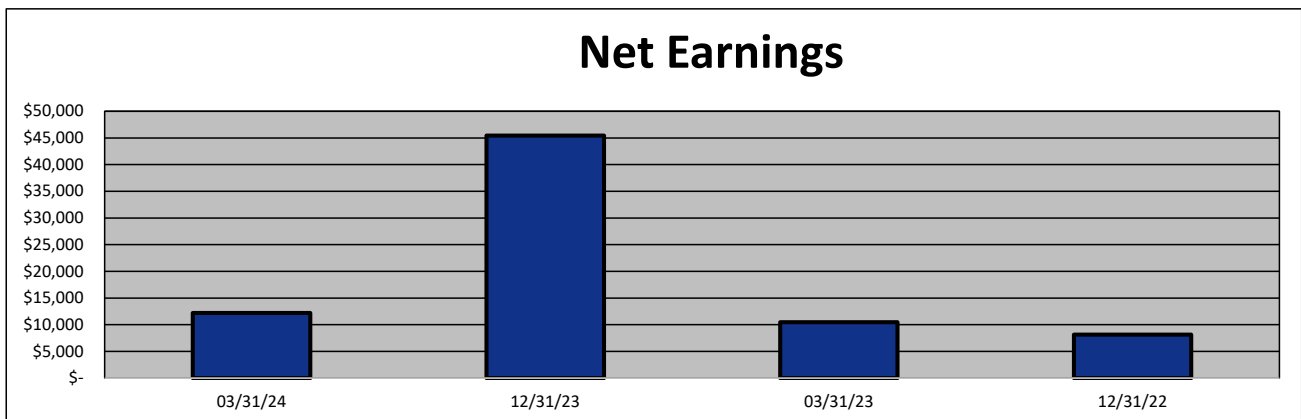
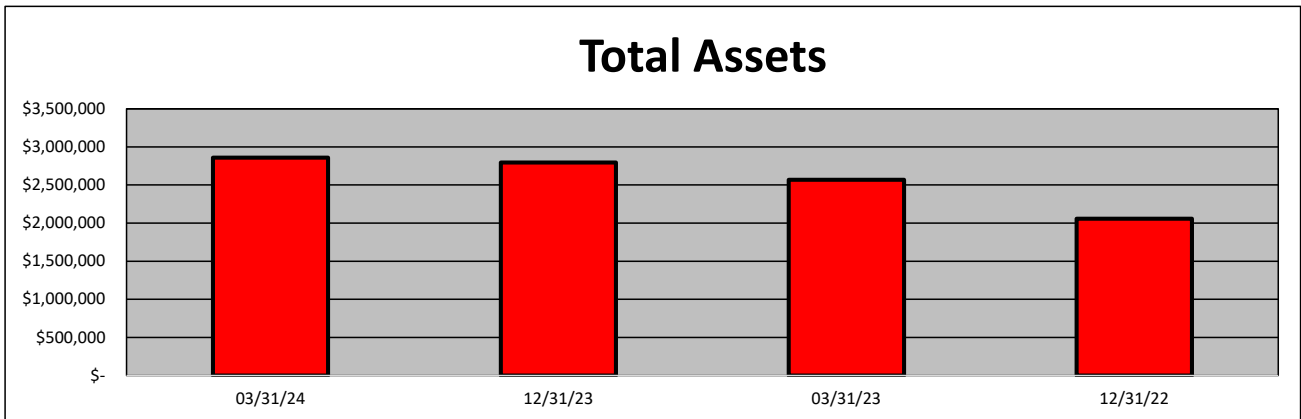
**EXECUTIVE SUMMARY - Banco do Brasil Americas  
(Percentage)**

Period Ending	03/31/24	12/31/23	03/31/23	12/31/22	State Avg.	Peer Avg.
<b>CAPITAL RATIOS</b>						
Equity/Assets	8.86	8.90	7.36	6.48	9.56	9.44
Leverage Ratio	9.37	9.16	7.91	8.18	10.76	10.29
Tier 1 Cap/Risk Based Assets	25.66	25.36	25.88	23.21	12.94	15.12
Risk Based Ratio	26.92	26.62	27.14	24.47	13.79	16.18
Common Equity Tier 1 Capital Ratio	25.66	25.36	25.88	23.21	12.90	14.92
<b>BALANCE SHEET RATIOS:</b>						
Loan/Deposit Ratio	50.44	48.70	38.97	42.93	73.91	80.01
Loans/Assets	45.37	44.14	35.55	39.88	62.12	67.59
Securities/Assets	37.57	36.46	27.29	14.30	20.01	18.37
<b>PROFITABILITY:</b>						
Return on Avg Assets	1.72	1.71	1.75	0.66	0.74	0.58
Return on Avg Equity	19.48	23.02	26.06	8.24	10.88	6.38
Nonint Income/Avg Assets	0.42	0.44	0.37	0.62	0.79	0.45
Net Overhead Ratio	1.36	1.37	1.40	2.00	2.13	2.14
Efficiency Ratio	42.69	41.14	40.78	68.21	73.35	80.55
Assets (per million) per Employee	11.58	11.31	11.31	9.90	10.38	10.84
<b>ASSET QUALITY:</b>						
Allowance/Loans	1.59	1.60	1.36	1.25	1.31	1.37
Nonperforming Loans/Total Loans	0.50	0.51	0.36	0.09	0.50	0.61
Nonperforming Assets/Total Assets	0.23	0.23	0.13	0.04	0.32	0.42
Adjusted Texas Ratio	2.45	2.46	1.73	0.55	3.59	3.86
<b>YIELDS &amp; COSTS:</b>						
Yield on earning assets	5.34	4.96	4.56	3.51	5.37	5.36
Cost of funds	3.25	2.44	1.72	0.59	3.00	3.46
Net interest margin	3.82	4.02	4.00	3.28	2.82	2.59
Avg Earning Assets/Avg Assets	97.94	98.12	98.92	98.18	95.76	96.13

**SELECTED FINANCIAL DATA - Banco do Brasil Americas**  
(Dollars in Thousands)

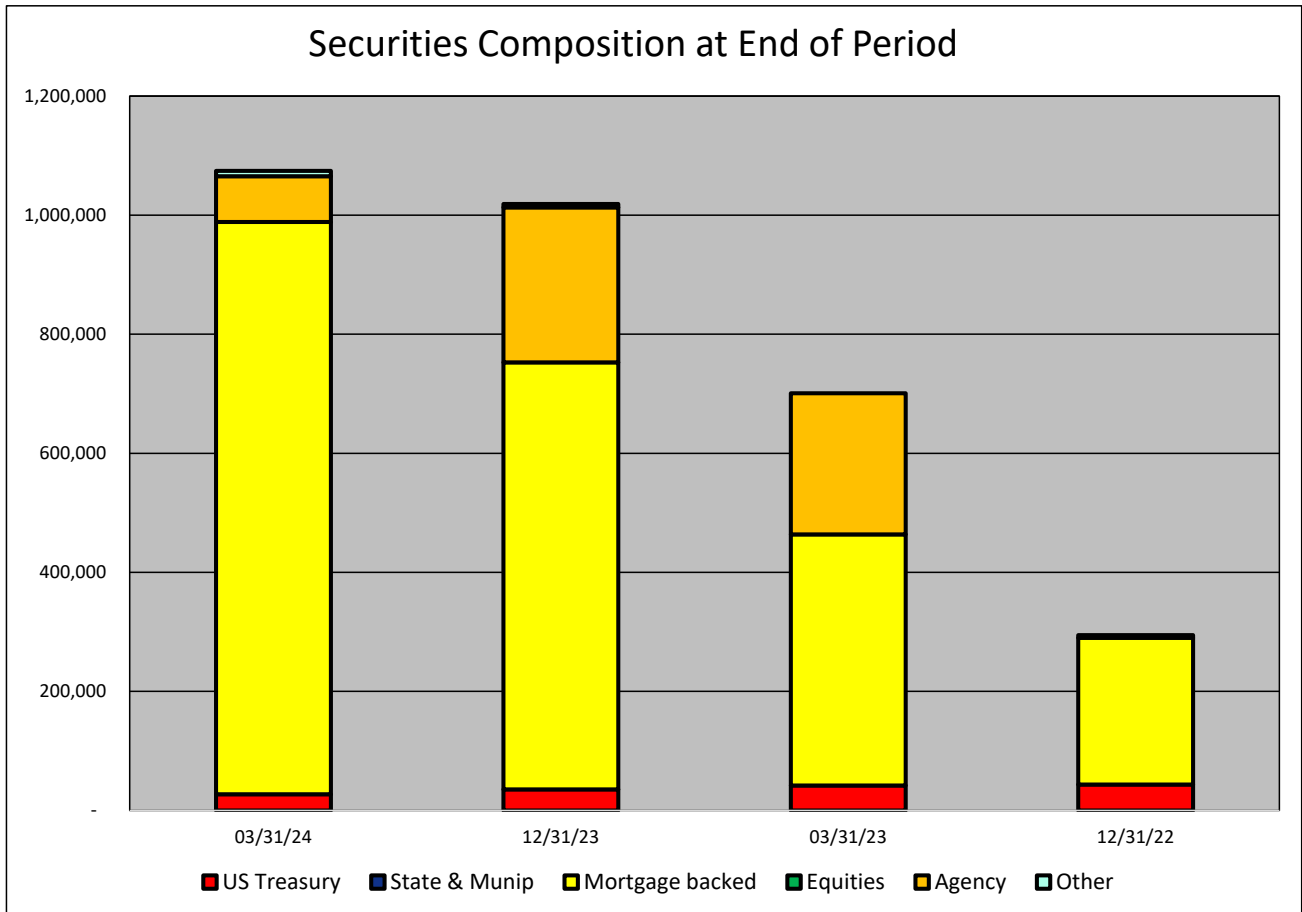
<b>As of:</b>	<b>03/31/24</b>	<b>12/31/23</b>	<b>03/31/23</b>	<b>12/31/22</b>	<b>\$ Change 12 MTHS</b>	<b>% Change 12 MTHS</b>
Total Assets	2,859,198	2,794,401	2,567,622	2,058,437	291,576	11.36
Cash and Equivalents	456,983	513,119	927,120	918,836	(470,137)	(50.71)
Securities	1,074,289	1,018,802	700,828	294,371	373,461	53.29
Loans, net	1,297,110	1,233,565	912,807	820,878	384,303	42.10
Deposit Accounts	2,571,735	2,532,756	2,342,209	1,912,221	229,526	9.80
Fed Funds & Repos	-	-	-	-	-	NA
Total Equity	253,454	248,762	188,887	133,360	64,567	34.18

<b>Period Ending</b>	<b>03/31/24</b>	<b>12/31/23</b>	<b>03/31/23</b>	<b>12/31/22</b>	<b>\$ Change 12 MTHS</b>	<b>% Change 12 MTHS</b>
Net Earnings	12,226	45,427	10,496	8,163	1,730	16.48
Interest Income	37,294	129,277	27,099	42,723	10,195	37.62
Interest Expense	10,611	24,345	3,327	2,855	7,284	218.94
Net Interest Income	26,683	104,932	23,772	39,868	2,911	12.25
Prov for Credit Losses	977	8,511	1,131	3,624	(154)	(13.62)
Noninterest income	2,998	11,582	2,193	7,651	805	36.71
Gain on Sale of Securities	-	-	-	(496)	-	NA
Noninterest Expense	12,670	47,929	10,589	32,413	2,081	19.65
Net Operating Income	16,034	60,074	14,245	11,482	1,789	12.56
Income Taxes	3,723	15,021	3,564	2,823	159	4.46



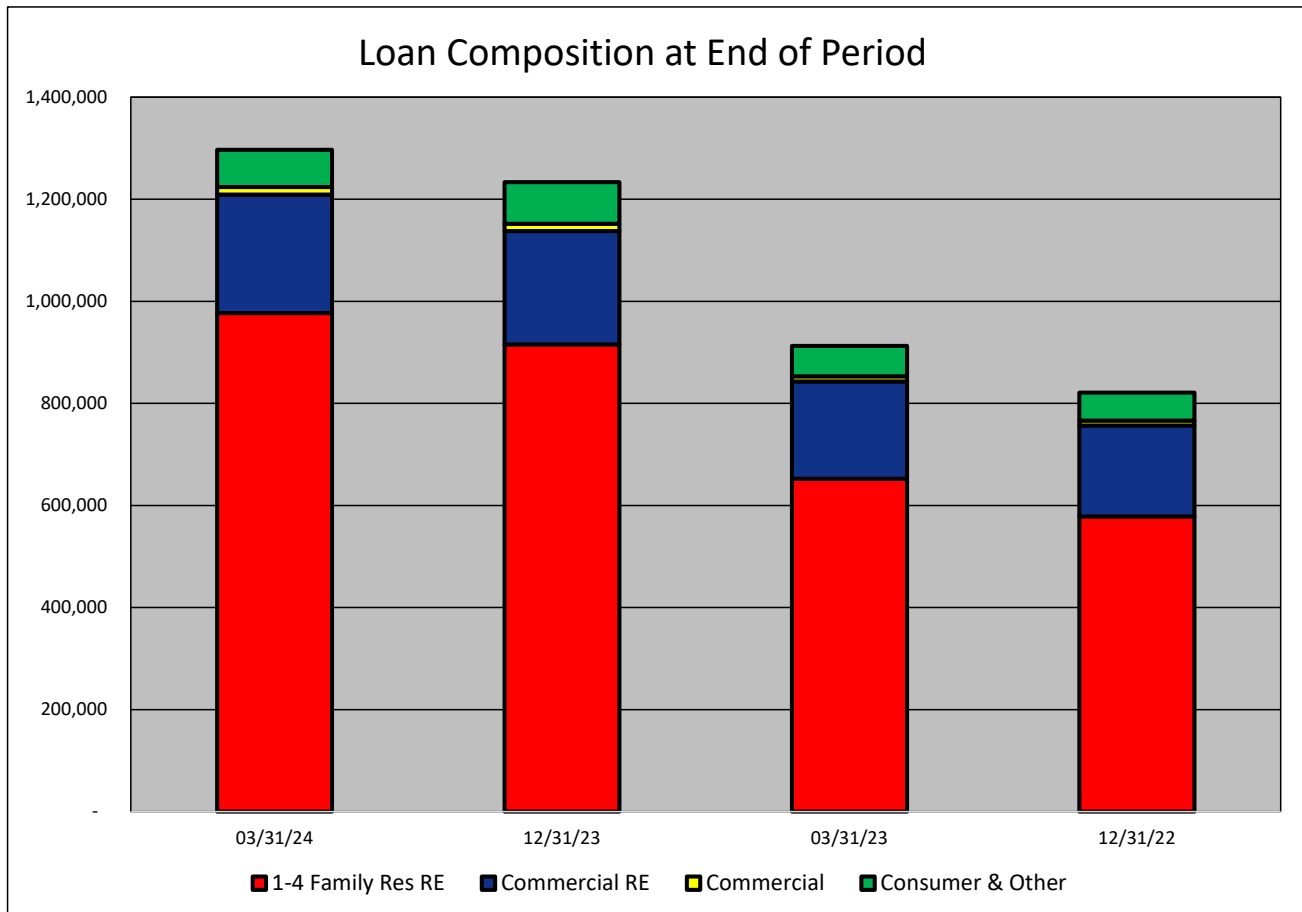
**SECURITIES COMPOSITION - Banco do Brasil Americas**  
(Dollars in Thousands)

As of:	03/31/24	12/31/23	03/31/23	12/31/22	\$ Change 12 MTHS	% Change 12 MTHS
<b>SECURITIES CATEGORY:</b>						
US Treasury	27,250	35,335	42,037	43,496	(14,787)	(35.18)
State & Munip	-	-	-	-	-	NA
Mortgage backed	961,345	717,474	421,605	246,621	539,740	128.02
Equities	-	-	-	-	-	NA
Agency	76,936	260,226	237,186	4,254	(160,250)	(67.56)
Other	8,758	5,767	-	-	8,758	NA
<b>Total Securities</b>	<b>1,074,289</b>	<b>1,018,802</b>	<b>700,828</b>	<b>294,371</b>	<b>373,461</b>	<b>53.29</b>



**LOAN PORTFOLIO COMPOSITION - Banco do Brasil Americas**  
(Dollars in Thousands)

As of:	03/31/24	12/31/23	03/31/23	12/31/22	\$ Change 12 MTHS	% Change 12 MTHS
<b>LOAN CATEGORY:</b>						
1-4 Family Res RE	976,975	915,671	652,181	578,172	324,794	49.80
Commercial RE	232,141	222,034	190,742	178,645	41,399	21.70
Commercial	14,689	14,134	10,264	9,268	4,425	43.11
Consumer & Other	73,305	81,726	59,620	54,793	13,685	22.95
<b>Loans, Net</b>	<b>1,297,110</b>	<b>1,233,565</b>	<b>912,807</b>	<b>820,878</b>	<b>384,303</b>	<b>42.10</b>



**LOAN PORTFOLIO QUALITY - Banco do Brasil Americas**  
(Dollars in Thousands)

As of:	03/31/24	12/31/23	03/31/23	12/31/22	\$ Change 12 MTHS	% Change 12 MTHS
--------	----------	----------	----------	----------	----------------------	---------------------

**ALLOWANCE FOR CREDIT LOSSES (LOANS):**

Beginning Balance	19,682	10,264	10,264	6,682	9,418	91.76
Total Recoveries	4	19	5	35	(1)	(20.00)
Total Charge-offs	18	122	38	78	(20)	(52.63)
Provision Expense	977	8,511	1,131	3,624	(154)	(13.62)
Writedown Transfer Loans HFS	-	-	-	-	-	NA
Adjustments	-	1,010	1,010	-	(1,010)	(100.00)
Ending Balance	<u>20,645</u>	<u>19,682</u>	<u>12,372</u>	<u>10,264</u>	<u>8,273</u>	<u>66.87</u>

**NON-PERFORMING ASSETS:**

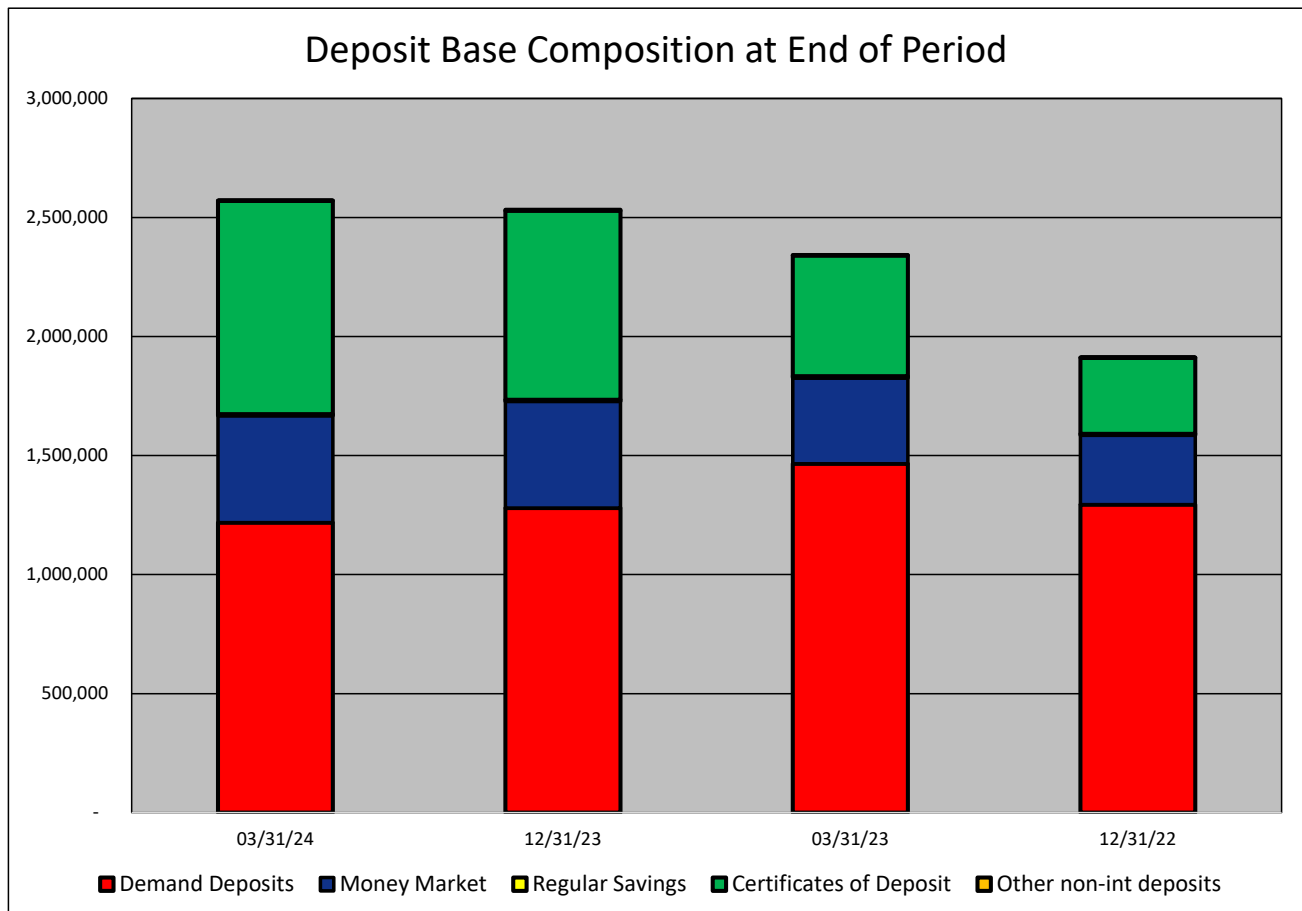
Total-90+ Days Past Due	10	-	1,102	-	(1,092)	(99.09)
Total-Nonaccrual	6,457	6,333	2,204	726	4,253	192.97
Foreclosed Real Estate	-	-	-	-	-	NA
Total Non-perf Assets	<u>6,467</u>	<u>6,333</u>	<u>3,306</u>	<u>726</u>	<u>3,161</u>	<u>95.61</u>

**DEPOSIT BASE COMPOSITION - Banco do Brasil Americas**  
(Dollars in Thousands)

As of:	03/31/24	12/31/23	03/31/23	12/31/22	\$ Change 12 MTHS	% Change 12 MTHS
--------	----------	----------	----------	----------	----------------------	---------------------

**DEPOSIT BASE CATEGORY:**

Demand Deposits	1,217,954	1,279,492	1,465,460	1,293,216	(247,506)	(16.89)
Money Market	449,861	448,513	360,964	292,369	88,897	24.63
Regular Savings	5,906	6,552	6,520	5,724	(614)	(9.42)
Certificates of Deposit	896,262	793,394	507,441	320,045	388,821	76.62
Other non-int deposits	1,752	4,805	1,824	867	(72)	(3.95)
<b>Total Deposits</b>	<b>2,571,735</b>	<b>2,532,756</b>	<b>2,342,209</b>	<b>1,912,221</b>	<b>229,526</b>	<b>9.80</b>



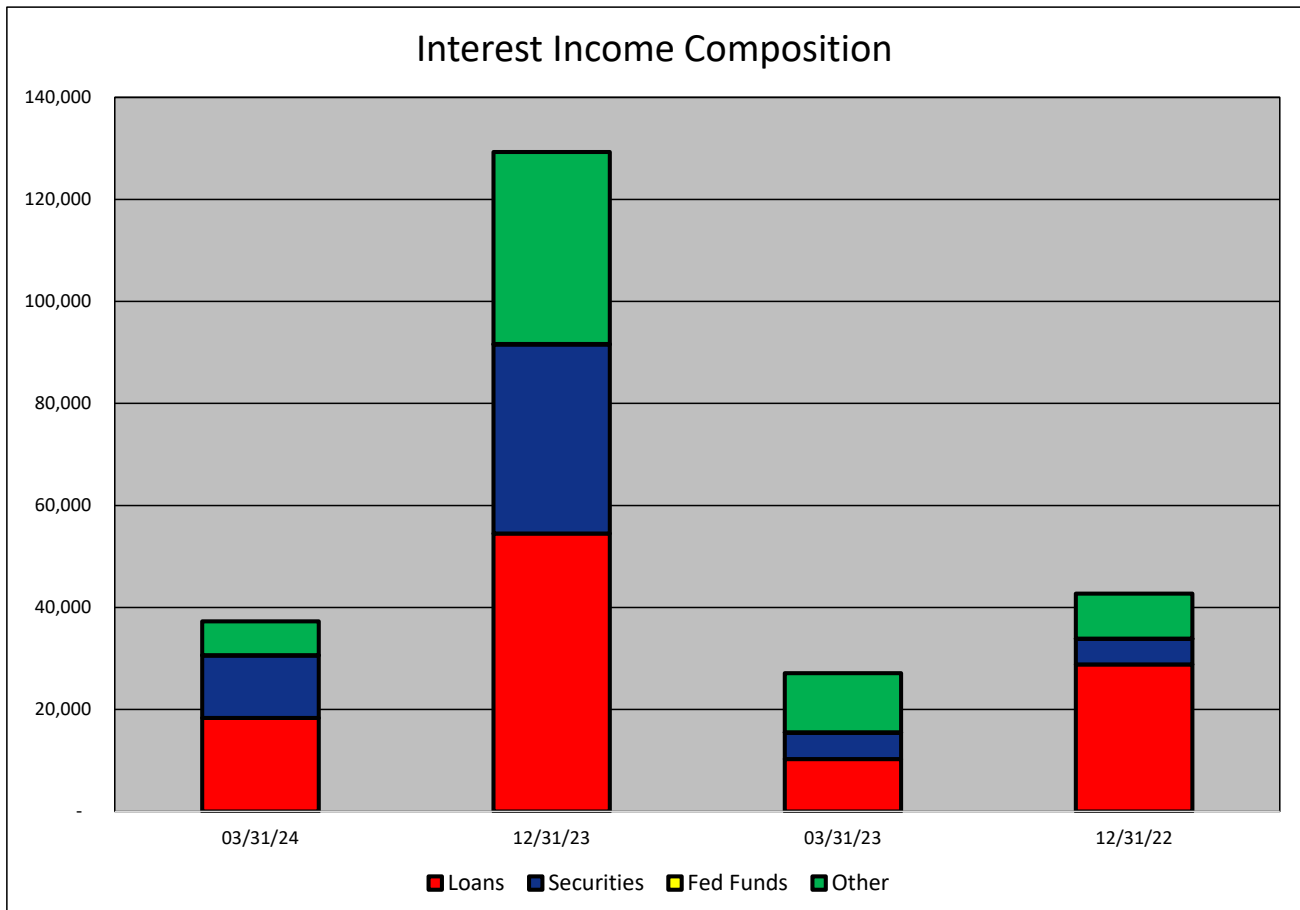


**INTEREST INCOME COMPOSITION- Banco do Brasil Americas**  
(Dollars in Thousands)

As of:	03/31/24	12/31/23	03/31/23	12/31/22	\$ Change 12 MTHS	% Change 12 MTHS
--------	----------	----------	----------	----------	----------------------	---------------------

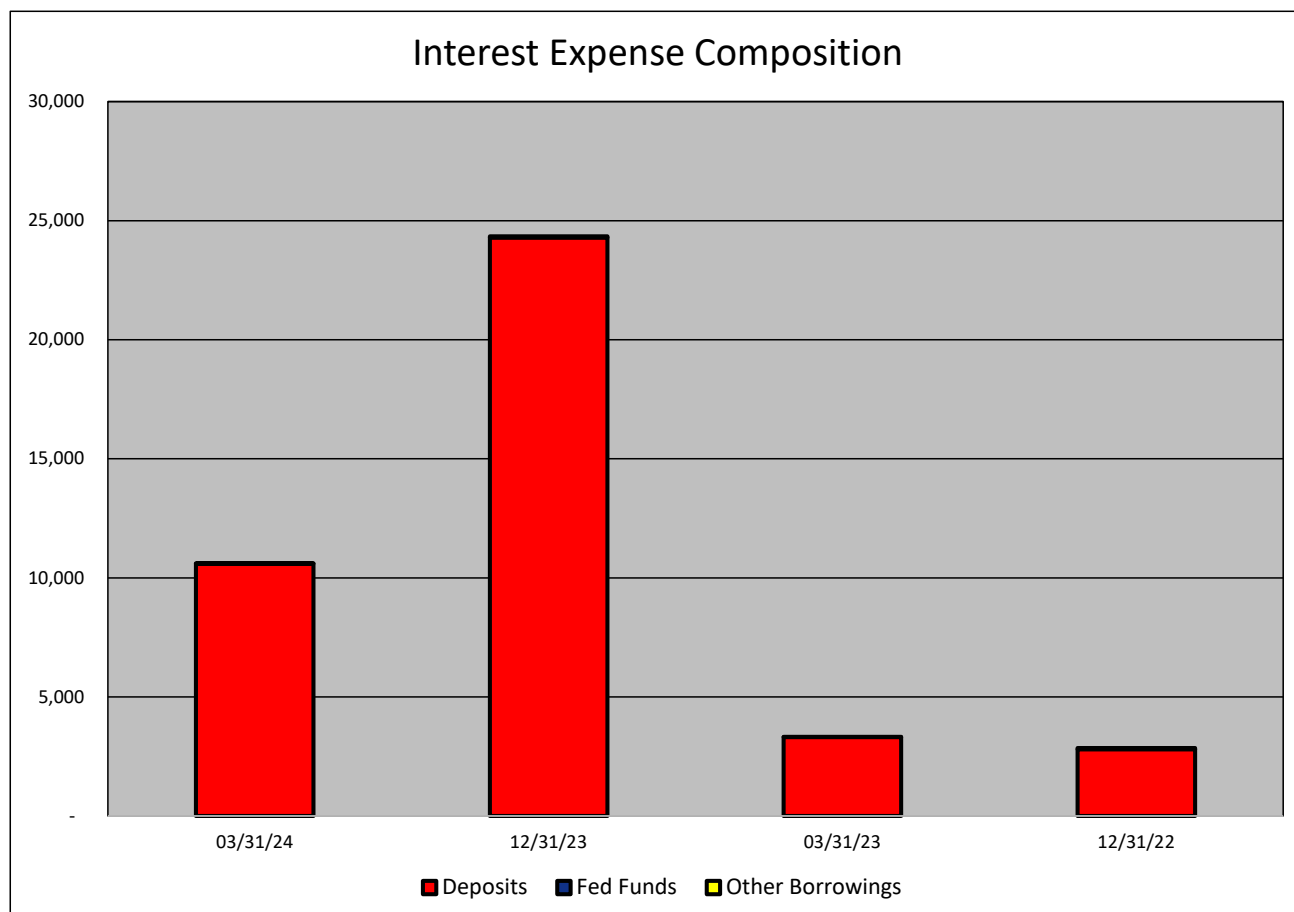
**INTEREST INCOME CATEGORY**

Loans	18,318	54,507	10,269	28,818	8,049	78.38
Securities	12,295	37,030	5,208	5,025	7,087	136.08
Fed Funds	38	138	30	50	8	26.67
Other	6,643	37,602	11,592	8,830	(4,949)	(42.69)
<b>Total Int Income</b>	<b>37,294</b>	<b>129,277</b>	<b>27,099</b>	<b>42,723</b>	<b>10,195</b>	<b>37.62</b>



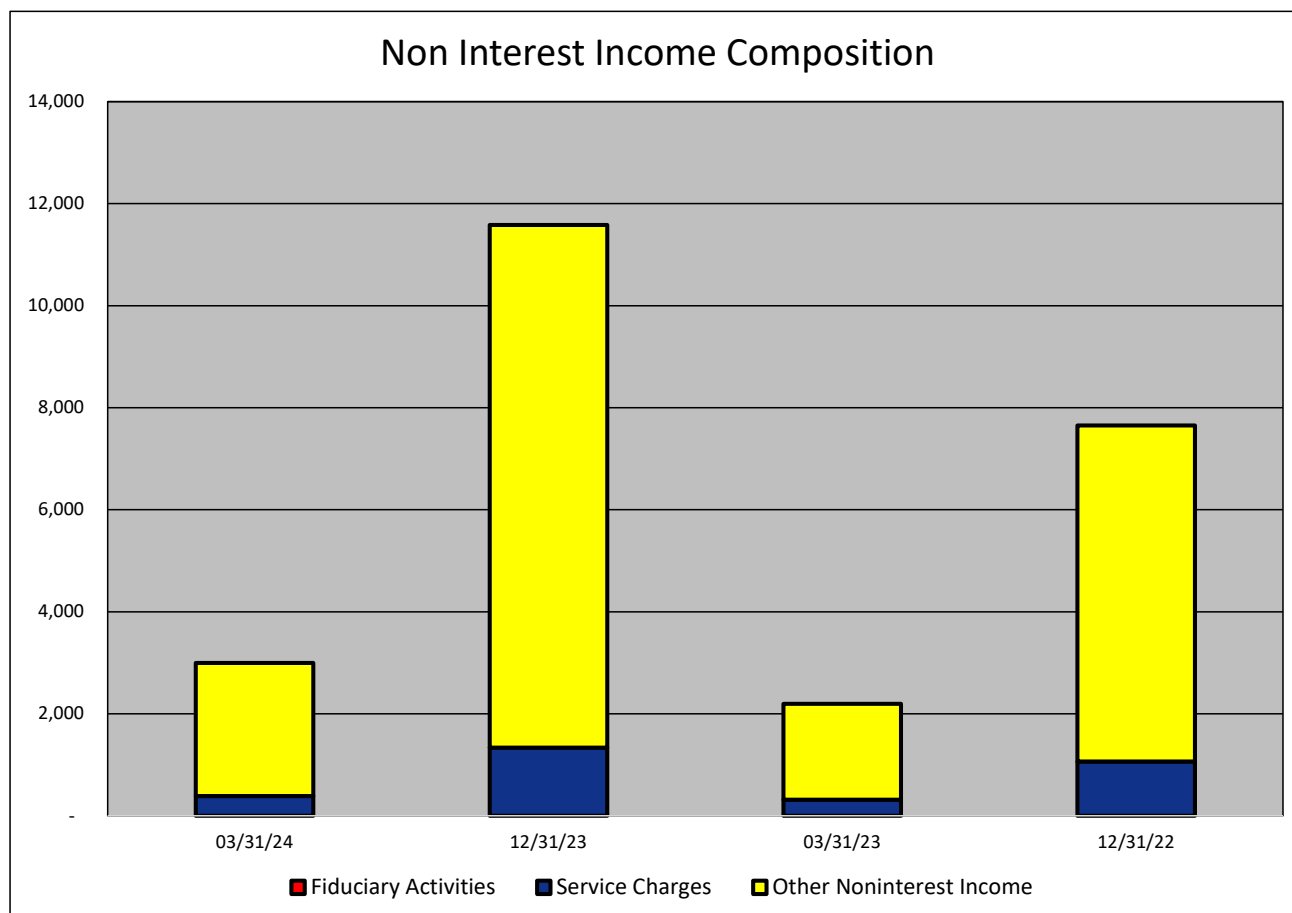
**INTEREST EXPENSE COMPOSITION- Banco do Brasil Americas**  
(Dollars in Thousands)

As of:	03/31/24	12/31/23	03/31/23	12/31/22	\$ Change 12 MTHS	% Change 12 MTHS
<b>INTEREST EXPENSE CATEGORY</b>						
Deposits	10,601	24,289	3,316	2,804	7,285	219.69
Fed Funds	-	-	-	-	-	NA
Other Borrowings	10	56	11	51	(1)	(9.09)
<b>Total Int Expense</b>	<b>10,611</b>	<b>24,345</b>	<b>3,327</b>	<b>2,855</b>	<b>7,284</b>	<b>218.94</b>



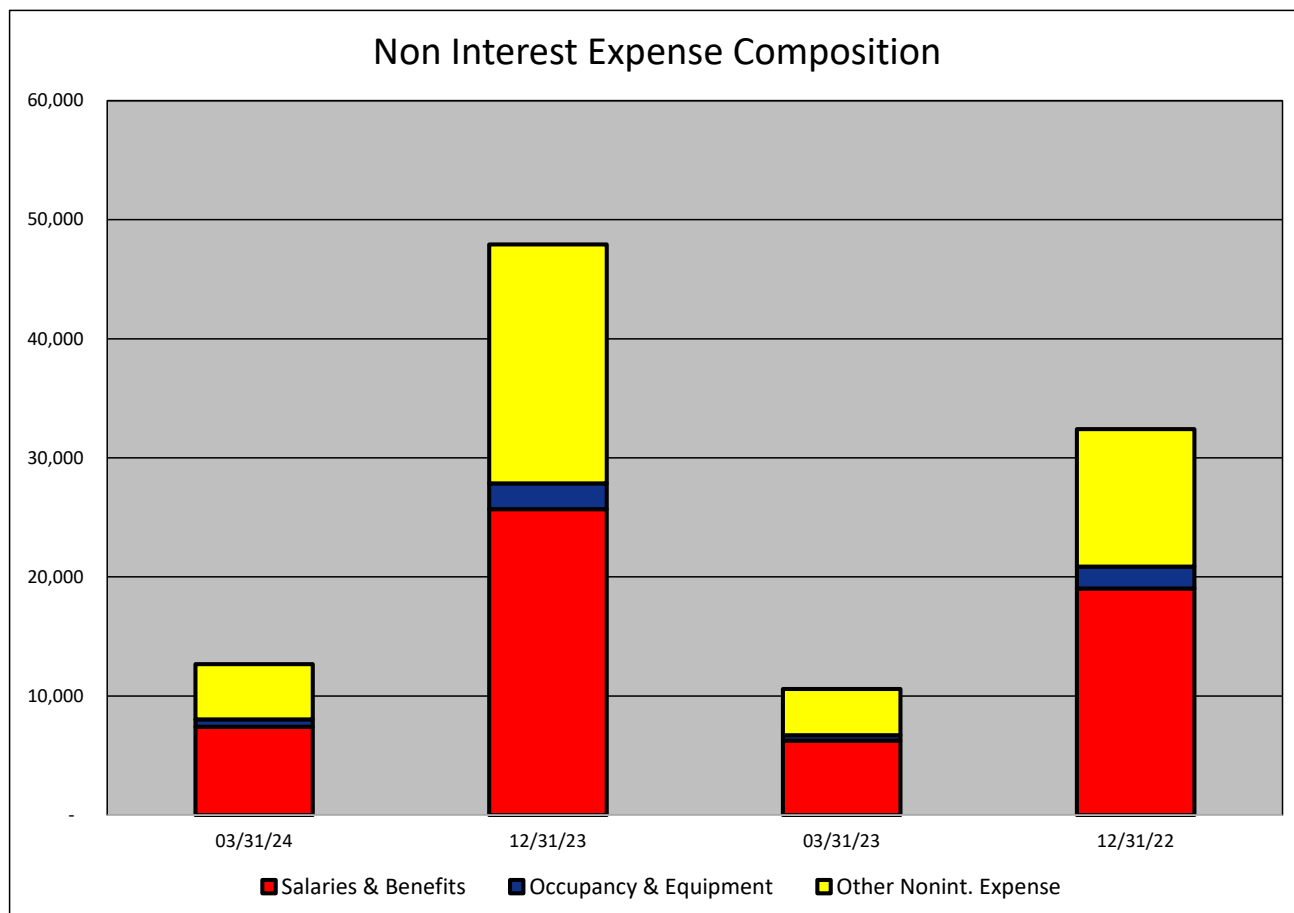
**NONINTEREST INCOME COMPOSITION- Banco do Brasil Americas**  
(Dollars in Thousands)

As of:	03/31/24	12/31/23	03/31/23	12/31/22	\$ Change 12 MTHS	% Change 12 MTHS
<b>NONINTEREST INCOME CATEGORY</b>						
Fiduciary Activities	-	-	-	-	-	NA
Service Charges	387	1,337	314	1,063	73	23.25
Other Noninterest Income	2,611	10,245	1,879	6,588	732	38.96
<b>Total Nonint. Income</b>	<b>2,998</b>	<b>11,582</b>	<b>2,193</b>	<b>7,651</b>	<b>805</b>	<b>36.71</b>



**NONINTEREST EXPENSE COMPOSITION- Banco do Brasil Americas**  
(Dollars in Thousands)

As of:	03/31/24	12/31/23	03/31/23	12/31/22	\$ Change 12 MTHS	% Change 12 MTHS
<b>NONINTEREST EXPENSE CATEGORY</b>						
Salaries & Benefits	7,420	25,687	6,258	19,030	1162	18.57
Occupancy & Equipment	621	2,161	449	1,844	172	38.31
Other Nonint. Expense	4,629	20,081	3,882	11,539	747	19.24
<b>Total Nonint. Expense</b>	<b>12,670</b>	<b>47,929</b>	<b>10,589</b>	<b>32,413</b>	<b>2081</b>	<b>19.65</b>



**PEER GROUP COMPARISONS REPORT**  
**South Florida Group**

BALANCE SHEET

Institution name	Total Assets \$'000		% Change in Assets
	This Year	Last Year	
Bradesco Bank	4,282,284	3,441,886	<b>24.42</b>
Gulf Atlantic Bank	150,326	123,066	<b>22.15</b>
U. S. Century Bank	2,488,336	2,163,821	<b>15.00</b>
International Finance Bank	1,103,094	972,876	<b>13.38</b>
Banesco Usa	3,946,961	3,536,417	<b>11.61</b>
<b>Banco Do Brasil Americas</b>	<b>2,859,198</b>	<b>2,567,622</b>	<b>11.36</b>
Terrabank, National Association	774,332	724,228	<b>6.92</b>
Sunstate Bank	501,606	472,054	<b>6.26</b>
Ocean Bank	6,340,942	5,986,172	<b>5.93</b>
Pacific National Bank	1,240,437	1,171,386	<b>5.89</b>
Intercredit Bank, National Association	579,843	558,208	<b>3.88</b>
Amerant Bank, National Association	9,798,352	9,478,177	<b>3.38</b>
Grove Bank & Trust	1,137,842	1,115,772	<b>1.98</b>
First State Bank Of The Florida Keys	1,243,979	1,222,614	<b>1.75</b>
City National Bank Of Florida	26,126,524	26,204,489	<b>(0.30)</b>
Interamerican Bank, A Fsb	262,589	265,029	<b>(0.92)</b>
Bankunited, National Association	35,066,650	37,095,206	<b>(5.47)</b>
Helm Bank Usa	1,044,175	1,119,555	<b>(6.73)</b>
Eastern National Bank	178,678	218,645	<b>(18.28)</b>

<b>Select Peer Average</b>	5,217,166	5,180,906	5.38
----------------------------	-----------	-----------	------

**PEER GROUP COMPARISONS REPORT**  
*South Florida Group*

BALANCE SHEET

Institution name	Total Loans \$000		% Change in Loans
	This Year	Last Year	
Banco Do Brasil Americas	1,297,110	912,807	42.10
Sunstate Bank	290,119	221,166	31.18
Grove Bank & Trust	543,013	424,266	27.99
Gulf Atlantic Bank	112,628	89,386	26.00
Banesco Usa	3,003,135	2,510,606	19.62
Terrabank, National Association	516,732	440,132	17.40
Bradesco Bank	3,222,126	2,747,635	17.27
U. S. Century Bank	1,821,196	1,580,394	15.24
Interamerican Bank, A Fsb	202,214	177,037	14.22
Helm Bank Usa	556,872	489,622	13.74
International Finance Bank	906,646	856,266	5.88
Ocean Bank	5,041,600	4,783,306	5.40
Pacific National Bank	810,135	775,307	4.49
Intercredit Bank, National Association	447,454	432,801	3.39
City National Bank Of Florida	17,461,239	17,060,731	2.35
Amerant Bank, National Association	7,006,383	7,115,035	(1.53)
Bankunited, National Association	24,226,300	24,892,894	(2.68)
First State Bank Of The Florida Keys	805,782	839,536	(4.02)
Eastern National Bank	107,778	132,461	(18.63)

<b>Select Peer Average</b>	3,598,866	3,499,020	11.55
----------------------------	-----------	-----------	-------

**PEER GROUP COMPARISONS REPORT**  
*South Florida Group*

**CAPITAL RATIOS**  
For the three months ended March 31, 2024

Institution name	Equity/ Assets	Leverage Ratio	Tier 1 Risk- based Ratio	Risk based Capital Ratio	Common Equity Tier 1 Capital Ratio
Interamerican Bank, A Fsb	13.22	<b>13.53</b>	19.35	20.62	19.35
Banesco Usa	11.60	<b>12.58</b>	0.00	0.00	0.00
Bradesco Bank	11.54	<b>11.95</b>	18.29	19.41	18.29
Sunstate Bank	12.96	<b>11.81</b>	14.39	15.07	14.39
Grove Bank & Trust	10.62	<b>11.65</b>	18.83	20.09	18.83
Pacific National Bank	11.26	<b>11.32</b>	17.39	18.07	17.39
Helm Bank Usa	7.95	<b>10.93</b>	28.95	30.21	28.95
First State Bank Of The Florida Keys	8.38	<b>10.62</b>	17.67	18.92	17.67
City National Bank Of Florida	9.12	<b>10.01</b>	14.22	15.05	14.22
International Finance Bank	9.37	<b>9.88</b>	12.68	13.94	12.68
Ocean Bank	9.53	<b>9.76</b>	11.71	12.97	11.71
<b>Banco Do Brasil Americas</b>	<b>8.86</b>	<b>9.37</b>	<b>25.66</b>	<b>26.92</b>	<b>25.66</b>
Bankunited, National Association	8.82	<b>9.32</b>	13.41	14.30	13.41
Intercredit Bank, National Association	7.59	<b>9.13</b>	13.00	14.26	13.00
Gulf Atlantic Bank	7.82	<b>9.07</b>	10.84	11.70	10.84
Amerant Bank, National Association	8.34	<b>8.97</b>	11.14	12.39	11.14
U. S. Century Bank	7.74	<b>8.84</b>	11.71	12.89	11.71
Terrabank, National Association	6.32	<b>8.42</b>	14.08	15.39	10.31
Eastern National Bank	8.38	<b>8.38</b>	13.90	15.16	13.90

<b>Select Peer Average</b>	9.44	10.29	15.12	16.18	14.92
----------------------------	------	-------	-------	-------	-------

**PEER GROUP COMPARISONS REPORT**  
*South Florida Group*

**BALANCE SHEET RATIOS**  
For the three months ended March 31, 2024

Institution name	Loans/ Deposits	Gross Loans/ Assets	Securities/ Assets
Baneco Usa	<b>93.68</b>	76.09	15.70
Intercredit Bank, National Association	<b>91.54</b>	77.17	16.06
International Finance Bank	<b>91.44</b>	82.19	7.07
Ocean Bank	<b>90.88</b>	79.51	12.76
Interamerican Bank, A Fsb	<b>90.87</b>	77.01	0.00
Bankunited, National Association	<b>88.71</b>	69.09	25.36
Amerant Bank, National Association	<b>88.28</b>	71.51	15.54
Bradesco Bank	<b>87.57</b>	75.24	7.05
Gulf Atlantic Bank	<b>86.70</b>	74.92	12.73
U. S. Century Bank	<b>86.22</b>	73.19	17.40
City National Bank Of Florida	<b>82.91</b>	66.83	25.34
Pacific National Bank	<b>80.48</b>	65.31	19.06
First State Bank Of The Florida Keys	<b>75.77</b>	64.77	24.29
Terrabank, National Association	<b>74.42</b>	66.73	28.05
Sunstate Bank	<b>71.52</b>	57.84	8.94
Eastern National Bank	<b>68.01</b>	60.32	0.67
Grove Bank & Trust	<b>62.34</b>	47.72	34.97
Helm Bank Usa	<b>58.50</b>	53.33	40.46
<b>Banco Do Brasil Americas</b>	<b>50.44</b>	<b>45.37</b>	<b>37.57</b>

<b>Select Peer Average</b>	<b>80.01</b>	<b>67.59</b>	<b>18.37</b>
----------------------------	--------------	--------------	--------------



**PEER GROUP COMPARISONS REPORT**  
*South Florida Group*

**PROFITABILITY RATIOS**  
For the three months ended March 31, 2024

Institution name	Avg Total Assets (\$000)	Return on Avg Assets	Return on Avg Equity
First State Bank Of The Florida Keys	1,229,029	<b>3.34</b>	41.34
Banco Do Brasil Americas	2,851,199	<b>1.72</b>	19.48
International Finance Bank	1,076,643	<b>1.39</b>	14.86
Pacific National Bank	1,236,696	<b>0.99</b>	8.93
Helm Bank Usa	1,118,724	<b>0.89</b>	11.90
Banesco Usa	3,998,193	<b>0.78</b>	6.83
Ocean Bank	6,496,194	<b>0.78</b>	8.51
U. S. Century Bank	2,487,170	<b>0.78</b>	10.24
Bradesco Bank	4,191,235	<b>0.74</b>	6.31
Bankunited, National Association	35,917,847	<b>0.66</b>	7.74
Interamerican Bank, A Fsb	256,636	<b>0.62</b>	4.61
Sunstate Bank	491,473	<b>0.62</b>	4.72
Amerant Bank, National Association	9,821,551	<b>0.56</b>	6.71
City National Bank Of Florida	27,113,834	<b>0.52</b>	5.92
Terrabank, National Association	809,540	<b>0.32</b>	5.28
Gulf Atlantic Bank	146,374	<b>0.21</b>	2.69
Grove Bank & Trust	1,070,472	<b>(0.18)</b>	(1.60)
Intercredit Bank, National Association	597,644	<b>(0.72)</b>	(9.68)
Eastern National Bank	179,662	<b>(2.91)</b>	(33.51)

<b>Select Peer Average</b>	5,320,532	0.58	6.38
----------------------------	-----------	------	------

**PEER GROUP COMPARISONS REPORT**  
*South Florida Group*

**PROFITABILITY RATIOS**  
For the three months ended March 31, 2024

Institution name	Noninterest Income/AA	Net Overhead Ratio	Efficiency Ratio	Assets (per million) per Employee
Banco Do Brasil Americas	0.42	1.36	<b>42.69</b>	11.58
International Finance Bank	0.56	1.91	<b>55.16</b>	9.68
Bankunited, National Association	0.28	1.43	<b>60.33</b>	21.73
Pacific National Bank	0.36	1.66	<b>60.91</b>	10.98
U. S. Century Bank	0.40	1.34	<b>61.37</b>	12.50
Banesco Usa	0.49	1.54	<b>61.86</b>	11.61
City National Bank Of Florida	0.48	0.92	<b>63.32</b>	29.06
Bradesco Bank	0.62	1.26	<b>63.78</b>	17.55
Helm Bank Usa	0.48	2.30	<b>65.64</b>	8.63
Amerant Bank, National Association	0.63	2.05	<b>69.08</b>	14.08
Ocean Bank	0.40	2.10	<b>70.65</b>	9.48
Sunstate Bank	0.58	2.26	<b>77.38</b>	7.60
First State Bank Of The Florida Keys	0.34	2.04	<b>79.49</b>	7.15
Interamerican Bank, A Fsb	0.20	3.21	<b>81.01</b>	3.41
Terrabank, National Association	0.66	1.99	<b>83.17</b>	6.56
Gulf Atlantic Bank	0.20	2.67	<b>87.09</b>	6.01
Grove Bank & Trust	0.90	2.06	<b>109.26</b>	9.33
Intercredit Bank, National Association	0.19	2.97	<b>133.32</b>	5.92
Eastern National Bank	0.34	5.57	<b>205.02</b>	3.13

<b>Select Peer Average</b>	0.45	2.14	80.55	10.84
----------------------------	------	------	-------	-------

**PEER GROUP COMPARISONS REPORT**  
*South Florida Group*

**ASSET QUALITY RATIOS**  
For the three months ended March 31, 2024

Institution name	Allowance/ Loans	Nonperf Loans/ Total Loans	Nonperf Assets/ Total Assets	Adjusted Texas Ratio
Grove Bank & Trust	1.98	0.00	<b>0.00</b>	0.00
Gulf Atlantic Bank	0.93	0.00	<b>0.00</b>	0.00
Pacific National Bank	0.61	0.02	<b>0.02</b>	0.14
U. S. Century Bank	1.18	0.03	<b>0.02</b>	0.21
Sunstate Bank	0.94	0.05	<b>0.03</b>	0.23
Ocean Bank	1.42	0.04	<b>0.11</b>	1.06
Terrabank, National Association	1.32	0.18	<b>0.12</b>	1.71
Banesco Usa	1.23	0.20	<b>0.15</b>	1.22
Bradesco Bank	1.05	0.19	<b>0.15</b>	1.18
First State Bank Of The Florida Keys	1.17	0.32	<b>0.21</b>	1.96
<b>Banco Do Brasil Americas</b>	<b>1.59</b>	<b>0.50</b>	<b>0.23</b>	<b>2.45</b>
International Finance Bank	1.51	0.50	<b>0.41</b>	3.93
City National Bank Of Florida	0.80	0.67	<b>0.45</b>	4.81
Amerant Bank, National Association	1.37	0.43	<b>0.52</b>	5.66
Helm Bank Usa	1.70	1.00	<b>0.53</b>	6.01
Intercredit Bank, National Association	1.62	0.95	<b>0.78</b>	8.79
Bankunited, National Association	0.90	1.53	<b>1.07</b>	4.44
Interamerican Bank, A Fsb	2.60	1.43	<b>1.10</b>	7.25
Eastern National Bank	2.15	3.56	<b>2.15</b>	22.22

<b>Select Peer Average</b>	1.37	0.61	0.42	3.86
----------------------------	------	------	------	------

**PEER GROUP COMPARISONS REPORT**  
*South Florida Group*

**STATEMENT OF CONDITION (% OF ASSETS)**  
**For the three months ended March 31, 2024**

Institution name	Cash & Nointerest bearing Deps	Interest- bearing Bal	Fed Funds Sold & Repos	Held to Maturity Secs	Available for Sale Secs
Eastern National Bank	<b>1.98</b>	31.93	0.00	0.00	0.67
Bradesco Bank	<b>1.76</b>	13.25	0.00	1.23	5.73
Pacific National Bank	<b>1.11</b>	10.75	0.00	0.00	19.06
Sunstate Bank	<b>0.98</b>	13.27	14.45	0.00	8.94
Helm Bank Usa	<b>0.84</b>	3.78	0.00	0.00	40.38
Amerant Bank, National Association	<b>0.76</b>	5.90	0.00	2.29	13.23
Terrabank, National Association	<b>0.71</b>	1.27	0.00	0.00	27.99
Grove Bank & Trust	<b>0.64</b>	12.35	0.00	24.84	9.82
First State Bank Of The Florida Keys	<b>0.62</b>	8.46	0.00	8.33	15.96
City National Bank Of Florida	<b>0.60</b>	2.13	0.00	10.73	14.44
Gulf Atlantic Bank	<b>0.57</b>	5.23	0.00	1.90	10.83
Ocean Bank	<b>0.55</b>	2.31	0.00	2.76	9.98
Banesco Usa	<b>0.42</b>	3.22	0.00	4.85	10.69
U. S. Century Bank	<b>0.39</b>	4.70	0.00	6.95	10.45
Interamerican Bank, A Fsb	<b>0.37</b>	21.37	0.00	0.00	0.00
Intercredit Bank, National Association	<b>0.33</b>	5.01	0.00	0.00	16.06
International Finance Bank	<b>0.31</b>	10.25	0.00	1.63	5.24
<b>Banco Do Brasil Americas</b>	<b>0.22</b>	<b>15.67</b>	<b>0.09</b>	<b>0.00</b>	<b>37.27</b>
Bankunited, National Association	<b>0.04</b>	1.16	0.00	0.03	25.33

<b>Select Peer Average</b>	0.69	9.05	0.77	3.45	14.85
----------------------------	------	------	------	------	-------

**PEER GROUP COMPARISONS REPORT**  
*South Florida Group*

**STATEMENT OF CONDITION (% OF ASSETS)**  
**For the three months ended March 31, 2024**

Institution name	Net Loans & Leases	Premises & Fixed Assets	Total Real Estate Owned	Intangible Assets
International Finance Bank	<b>80.95</b>	0.48	0.00	0.07
Ocean Bank	<b>78.37</b>	1.25	0.08	0.02
Intercredit Bank, National Association	<b>75.92</b>	0.76	0.02	0.00
Banesco Usa	<b>75.15</b>	0.76	0.00	0.00
Interamerican Bank, A Fsb	<b>75.00</b>	2.40	0.00	0.00
Bradesco Bank	<b>74.45</b>	0.32	0.00	0.01
Gulf Atlantic Bank	<b>74.22</b>	3.95	0.00	0.00
U. S. Century Bank	<b>72.33</b>	0.62	0.00	0.00
Amerant Bank, National Association	<b>70.03</b>	1.65	0.21	0.24
Bankunited, National Association	<b>68.47</b>	0.36	0.01	0.23
City National Bank Of Florida	<b>66.15</b>	0.27	0.00	0.39
Terrabank, National Association	<b>65.85</b>	0.77	0.00	0.00
Pacific National Bank	<b>64.91</b>	2.50	0.00	0.03
First State Bank Of The Florida Keys	<b>63.97</b>	0.93	0.00	0.00
Eastern National Bank	<b>59.03</b>	2.36	0.00	0.00
Sunstate Bank	<b>57.30</b>	1.21	0.00	1.64
Helm Bank Usa	<b>52.43</b>	0.52	0.00	0.00
Grove Bank & Trust	<b>46.78</b>	1.33	0.00	0.00
<b>Banco Do Brasil Americas</b>	<b>44.64</b>	0.20	0.00	0.37

<b>Select Peer Average</b>	66.63	1.19	0.02	0.16
----------------------------	-------	------	------	------

**PEER GROUP COMPARISONS REPORT**  
*South Florida Group*

**STATEMENT OF CONDITION (% OF TOTAL FUNDING SOURCES)**  
**For the three months ended March 31, 2024**

Institution name	Non Interest Bearing Deps	Interest Bearing Deps	Total Deps	Total Fed Funds & Repos	Other Borrowed Money
Terrabank, National Association	55.52	41.01	96.52	0.00	3.48
Helm Bank Usa	52.81	47.19	100.00	0.00	0.00
International Finance Bank	48.16	51.84	100.00	0.00	0.00
Banco Do Brasil Americas	47.38	52.55	99.93	0.00	0.07
Banesco Usa	33.10	59.93	93.03	0.00	6.97
Ocean Bank	30.83	67.49	98.32	0.00	1.68
Sunstate Bank	28.59	65.17	93.76	0.00	6.24
Grove Bank & Trust	28.32	58.01	86.33	1.28	12.39
Interamerican Bank, A Fsb	26.74	72.73	99.47	0.00	0.53
First State Bank Of The Florida Keys	26.38	67.62	93.99	1.50	4.51
U. S. Century Bank	25.77	67.11	92.88	0.00	7.12
Bankunited, National Association	24.08	63.34	87.42	0.00	12.58
Bradesco Bank	22.75	75.97	98.72	0.00	1.28
City National Bank Of Florida	20.78	69.30	90.08	3.14	6.78
Pacific National Bank	20.21	72.43	92.64	0.00	7.36
Gulf Atlantic Bank	19.56	76.73	96.29	0.00	3.71
Eastern National Bank	19.02	80.94	99.96	0.04	0.00
Amerant Bank, National Association	16.18	75.56	91.74	0.00	8.26
Intercredit Bank, National Association	15.83	76.08	91.91	0.00	8.09

<b>Select Peer Average</b>	29.58	65.32	94.89	0.31	4.79
----------------------------	-------	-------	-------	------	------

**PEER GROUP COMPARISONS REPORT**  
*South Florida Group*

**YIELDS, COSTS & SPREADS - ASSET YIELDS**  
For the three months ended March 31, 2024

Institution name	Yield on Earning Assets	Cost of Funds	Net Interest Margin	Avg Earning Assets/AA
Interamerican Bank, A Fsb	5.70	2.65	<b>4.00</b>	100.32
Helm Bank Usa	4.73	1.75	<b>3.96</b>	92.87
International Finance Bank	5.46	3.23	<b>3.94</b>	99.28
Banco Do Brasil Americas	5.34	3.25	<b>3.82</b>	97.94
Amerant Bank, National Association	6.33	3.61	<b>3.52</b>	92.98
Gulf Atlantic Bank	6.29	3.63	<b>3.33</b>	92.72
Ocean Bank	5.75	3.87	<b>3.29</b>	95.56
Sunstate Bank	5.85	4.12	<b>3.25</b>	95.07
Pacific National Bank	5.97	3.92	<b>3.09</b>	95.43
Banesco Usa	5.69	4.51	<b>2.90</b>	96.17
Eastern National Bank	5.35	3.50	<b>2.68</b>	94.63
First State Bank Of The Florida Keys	4.62	3.07	<b>2.67</b>	98.78
Terrabank, National Association	3.88	2.44	<b>2.60</b>	97.10
Bankunited, National Association	5.56	3.49	<b>2.59</b>	96.35
U. S. Century Bank	5.20	3.84	<b>2.55</b>	95.52
Bradesco Bank	5.87	4.34	<b>2.46</b>	94.69
Intercredit Bank, National Association	5.20	3.96	<b>2.19</b>	99.67
Grove Bank & Trust	4.13	3.35	<b>1.86</b>	95.92
City National Bank Of Florida	4.92	3.28	<b>1.82</b>	95.39
<b>Select Peer Average</b>	5.36	3.46	2.59	96.13