

# Axiom Bank, National Association

Maitland, FL

Established

1/1/1962

## Florida Bank and Thrift Performance Report

### Table of Contents

<b>Title</b>	<b>Page</b>
PEER GROUP POSITION	1
EXECUTIVE SUMMARY	2
SELECTED FINANCIAL DATA	3
SECURITIES COMPOSITION	4
LOAN PORTFOLIO COMPOSITION	5
LOAN PORTFOLIO QUALITY	6
DEPOSIT BASE COMPOSITION	7
INTEREST INCOME COMPOSITION	8
INTEREST EXPENSE COMPOSITION	9
NONINTEREST INCOME COMPOSITION	10
NONINTEREST EXPENSE COMPOSITION	11
PEER GROUP COMPARISONS REPORT	12-22

---

#### FLORIDA BANKING TEAM

Ted Hacker, Robert Brink, Steve Kania, David Ajvazi, Michael Squitieri, Erica Hines, Sacha Widmaier, Anthony Hagbartsen, Madeline Bogumil, Lauren Klindt, Phillip Berdeguer, Andrew Joyce, Dylan Frayne, Mai Tran, Meranda Joseph, Patricia Romero, Vanessa Hossler, Adam McCord, Michael Law, Joseph Fazio, Allyson Wiitala, Jacob Ingram, Rachel Jean, Kevin Bui

Information contained herein was obtained from FIS is believed to be reliable however, accuracy is not guaranteed and all peer and state averages are simple averages.

**PEER GROUP POSITION**  
**For the**  
**Central Florida Group**

**For the six months June 30, 2023**

Institution name	Total Assets (\$'000's)
Southstate Bank, National Association	44,928,402
Citizens First Bank	3,636,417
Cogent Bank	1,610,245
Citizens Bank And Trust	1,300,269
Bank Of Central Florida	1,031,612
United Southern Bank	896,285
Wauchula State Bank	887,225
<b>Axiom Bank, National Association</b>	<b>809,982</b>
Mainstreet Community Bank Of Florida	782,172
Winter Park National Bank	779,120
Heartland National Bank	752,086
First Bank	720,449
Sunrise Bank	482,499
The First National Bank Of Mount Dora	389,044
First Colony Bank Of Florida	271,110
Surety Bank	206,910
Crews Bank & Trust	204,054
Commerce Bank & Trust	169,059
First National Bank Of Wauchula	87,441

Institution name	Return on Avg Assets (%)
Surety Bank	3.17
Wauchula State Bank	2.09
Crews Bank & Trust	1.79
Heartland National Bank	1.75
First Colony Bank Of Florida	1.71
Cogent Bank	1.38
Winter Park National Bank	1.37
Citizens First Bank	1.34
Southstate Bank, National Association	1.24
Sunrise Bank	1.16
The First National Bank Of Mount Dora	1.09
First Bank	1.03
First National Bank Of Wauchula	1.02
United Southern Bank	1.02
Mainstreet Community Bank Of Florida	0.84
Bank Of Central Florida	0.82
Citizens Bank And Trust	0.76
Commerce Bank & Trust	0.60
<b>Axiom Bank, National Association</b>	<b>(0.12)</b>

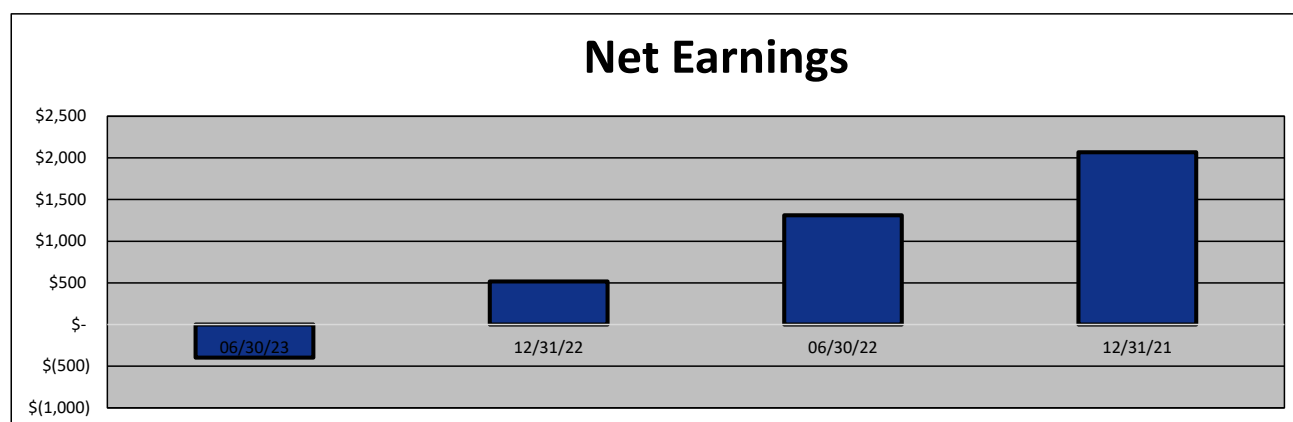
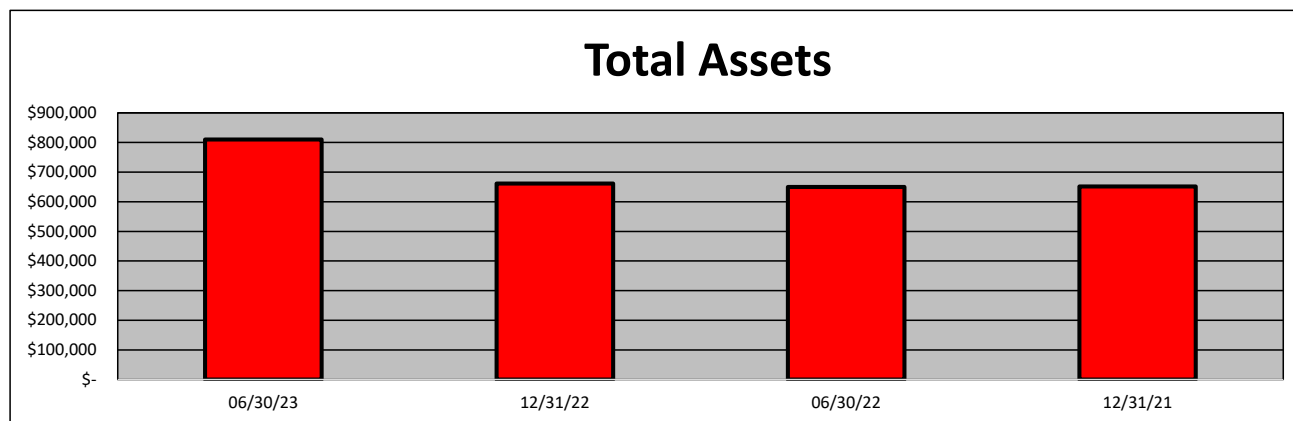
**EXECUTIVE SUMMARY - Axiom Bank, National Association**  
(Percentage)

Period Ending	06/30/23	12/31/22	06/30/22	12/31/21	State Avg.	Peer Avg.
<b>CAPITAL RATIOS</b>						
Equity/Assets	10.67	13.32	13.72	15.27	10.07	7.60
Leverage Ratio	12.01	13.19	13.85	13.91	11.55	9.61
Tier 1 Cap/Risk Based Assets	15.27	17.63	19.18	18.66	15.29	12.21
Risk Based Ratio	16.46	18.47	20.35	19.91	16.18	13.08
Common Equity Tier 1 Capital Ratio	15.27	17.63	19.18	18.66	15.12	12.21
<b>BALANCE SHEET RATIOS:</b>						
Loan/Deposit Ratio	68.04	78.62	79.03	82.68	63.37	62.07
Loans/Assets	60.33	66.97	66.49	68.25	53.26	55.26
Securities/Assets	5.92	10.20	17.34	1.52	21.40	28.09
<b>PROFITABILITY:</b>						
Return on Avg Assets	(0.12)	0.08	0.41	0.32	0.22	1.27
Return on Avg Equity	(0.91)	0.57	2.83	2.11	8.39	22.78
Nonint Income/Avg Assets	1.00	0.95	0.87	0.76	0.87	0.70
Net Overhead Ratio	4.00	3.93	3.50	3.03	2.24	1.78
Efficiency Ratio	100.25	109.28	103.90	89.76	156.28	61.03
Assets (per million) per Employee	5.23	4.38	4.42	5.09	10.10	8.71
<b>ASSET QUALITY:</b>						
Reserves/Loans	1.28	0.90	1.25	1.56	1.34	1.55
Nonperforming Loans/Total Loans	2.22	0.83	0.57	0.84	0.44	0.43
Nonperforming Assets/Total Assets	1.34	0.58	0.41	0.58	0.27	0.23
Adjusted Texas Ratio	11.76	4.23	2.65	3.82	2.33	2.77
<b>YIELDS &amp; COSTS:</b>						
Yield on earning assets	6.07	4.38	3.94	4.45	3.08	4.42
Cost of funds	2.58	0.87	0.59	1.06	0.32	1.54
Net interest margin	4.29	3.75	3.52	3.69	2.68	3.56
Avg Earning Assets/Avg Assets	92.94	93.82	94.78	93.67	92.88	95.76

**SELECTED FINANCIAL DATA - Axiom Bank, National Association**  
(Dollars in Thousands)

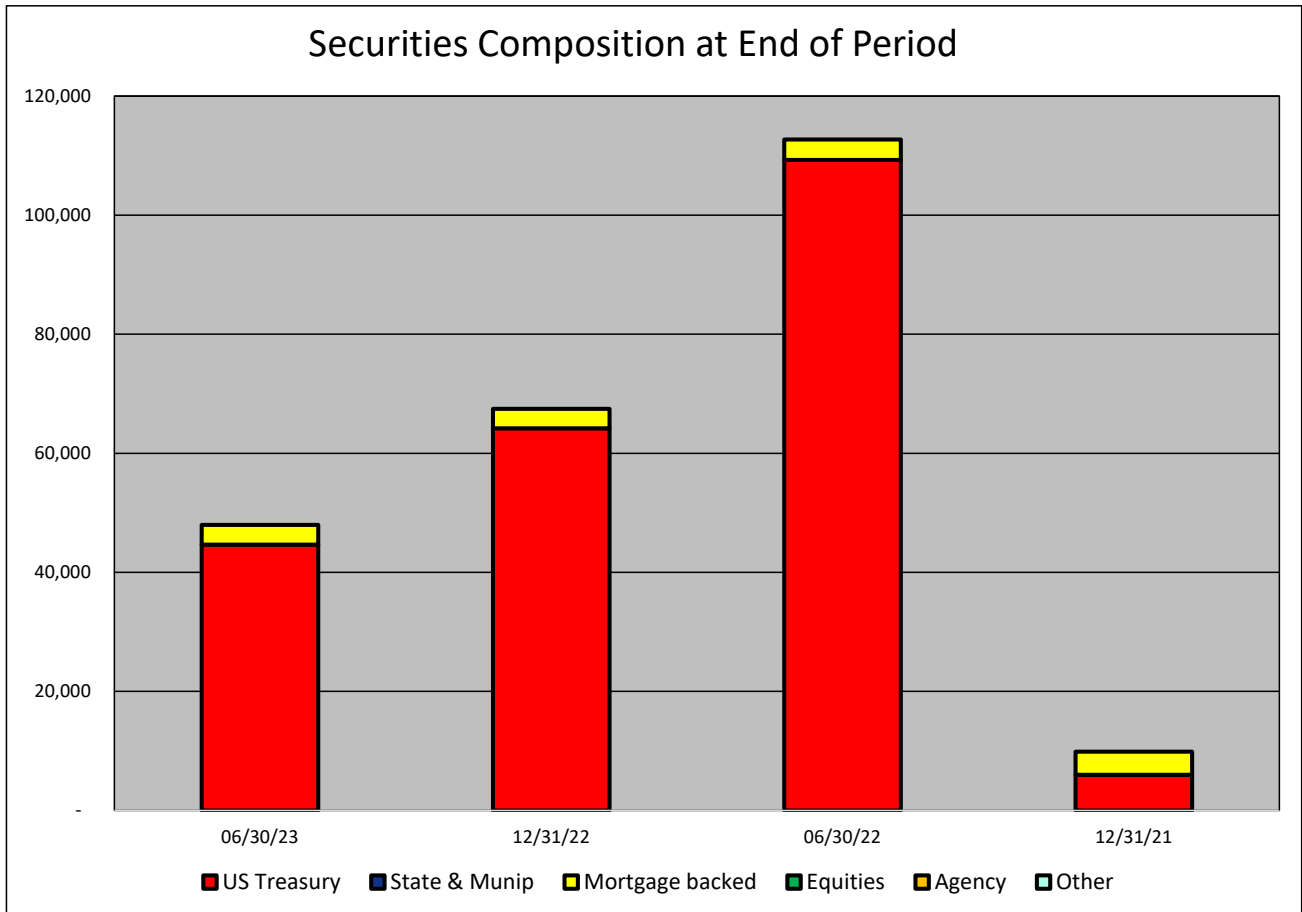
<b>As of:</b>	<b>06/30/23</b>	<b>12/31/22</b>	<b>06/30/22</b>	<b>12/31/21</b>	<b>\$ Change 12 MTHS</b>	<b>% Change 12 MTHS</b>
Total Assets	809,982	661,535	649,853	651,305	160,129	24.64
Cash and Equivalents	238,272	113,755	74,155	161,788	164,117	221.32
Securities	47,949	67,456	112,693	9,892	(64,744)	(57.45)
Loans, net	488,636	443,053	432,118	444,502	56,518	13.08
Deposit Accounts	718,205	563,549	546,743	537,647	171,462	31.36
Fed Funds & Repos	-	-	-	-	-	NA
Total Equity	86,414	88,109	89,189	99,469	(2,775)	(3.11)

<b>Period Ending</b>	<b>06/30/23</b>	<b>12/31/22</b>	<b>06/30/22</b>	<b>12/31/21</b>	<b>\$ Change 12 MTHS</b>	<b>% Change 12 MTHS</b>
Net Earnings	(398)	517	1,311	2,069	(1,709)	(130.36)
Interest Income	19,461	26,850	12,024	26,713	7,437	61.85
Interest Expense	5,707	3,868	1,292	4,564	4,415	341.72
Net Interest Income	13,754	22,982	10,732	22,149	3,022	28.16
Prov for Loan Loss	219	(2,837)	(1,709)	35	1,928	(112.81)
Noninterest income	3,442	6,185	2,796	4,890	646	23.10
Gain on Sale of Securities	-	-	-	-	-	NA
Noninterest Expense	17,239	31,874	14,056	24,270	3,183	22.65
Net Operating Income	(262)	130	1,181	2,734	(1,443)	(122.18)
Income Taxes	(127)	(387)	(130)	665	3	(2.31)



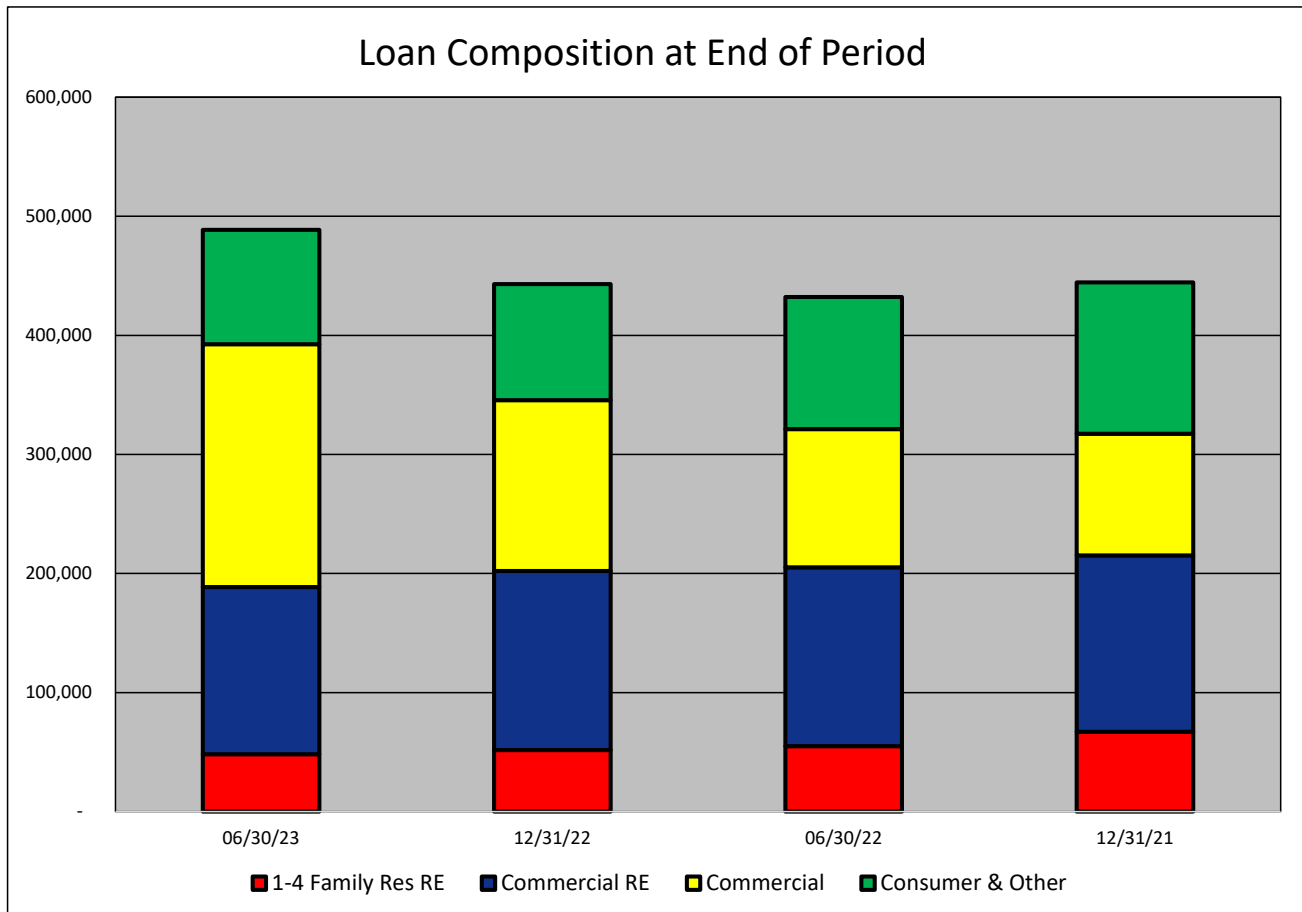
**SECURITIES COMPOSITION - Axiom Bank, National Association**  
(Dollars in Thousands)

As of:	06/30/23	12/31/22	06/30/22	12/31/21	\$ Change 12 MTHS	% Change 12 MTHS
<b>SECURITIES CATEGORY:</b>						
US Treasury	44,678	64,197	109,292	5,979	(64,614)	(59.12)
State & Munip	-	-	-	-	-	NA
Mortgage backed	3,271	3,259	3,401	3,913	(130)	(3.82)
Equities	-	-	-	-	-	NA
Agency	-	-	-	-	-	NA
Other	-	-	-	-	-	NA
<b>Total Securities</b>	<b>47,949</b>	<b>67,456</b>	<b>112,693</b>	<b>9,892</b>	<b>(64,744)</b>	<b>(57.45)</b>



**LOAN PORTFOLIO COMPOSITION - Axiom Bank, National Association**  
(Dollars in Thousands)

As of:	06/30/23	12/31/22	06/30/22	12/31/21	\$ Change 12 MTHS	% Change 12 MTHS
<b>LOAN CATEGORY:</b>						
1-4 Family Res RE	48,122	51,767	54,990	67,010	(6,868)	(12.49)
Commercial RE	140,409	150,361	150,252	148,206	(9,843)	(6.55)
Commercial	203,971	143,519	116,036	102,099	87,935	75.78
Consumer & Other	96,134	97,406	110,840	127,187	(14,706)	(13.27)
<b>Loans, Net</b>	<b>488,636</b>	<b>443,053</b>	<b>432,118</b>	<b>444,502</b>	<b>56,518</b>	<b>13.08</b>



**LOAN PORTFOLIO QUALITY - Axiom Bank, National Association**  
(Dollars in Thousands)

<b>As of:</b>	<b>06/30/23</b>	<b>12/31/22</b>	<b>06/30/22</b>	<b>12/31/21</b>	<b>\$ Change 12 MTHS</b>	<b>% Change 12 MTHS</b>
---------------	-----------------	-----------------	-----------------	-----------------	------------------------------	-----------------------------

**LOAN LOSS RESERVE ACTIVITY:**

Beginning Balance	4,000	6,947	6,947	6,847	(2,947)	(42.42)
Total Recoveries	111	455	373	676	(262)	(70.24)
Total Charge-offs	203	565	230	611	(27)	(11.74)
Provision Expense	219	(2,837)	(1,709)	35	1,928	(112.81)
Writedown Transfer Loans HFS	-	-	-	-	-	NA
Adjustments	439	-	-	-	439	NA
Ending Balance	<u>6,278</u>	<u>4,000</u>	<u>5,381</u>	<u>6,947</u>	<u>897</u>	<u>16.67</u>

**NON-PERFORMING ASSETS:**

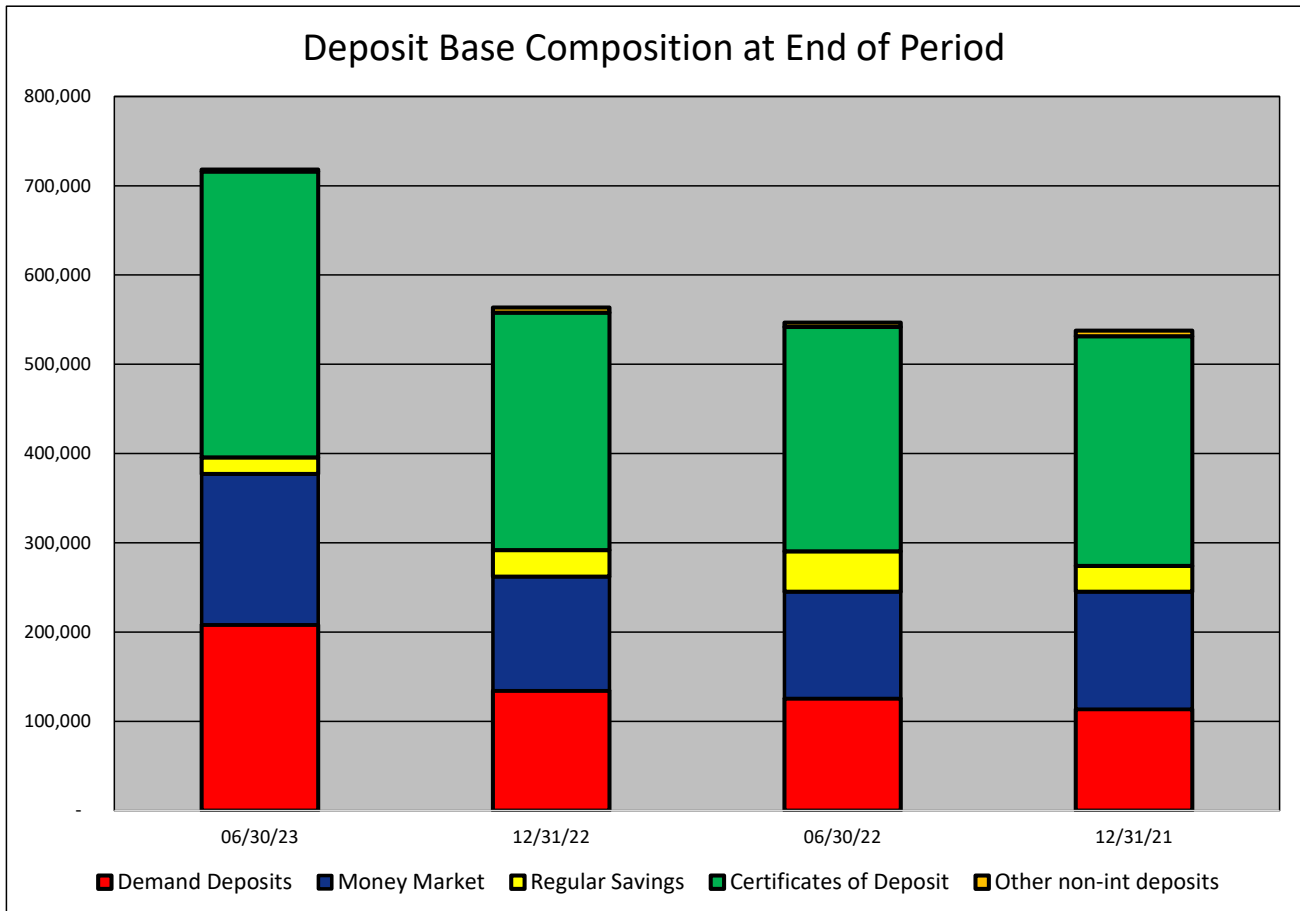
Total-90+ Days Past Due	-	-	-	119	-	NA
Total-Nonaccrual	10,865	3,656	2,474	3,596	8,391	339.17
Foreclosed Real Estate	-	189	212	52	(212)	(100.00)
Total Non-perf Assets	<u>10,865</u>	<u>3,845</u>	<u>2,686</u>	<u>3,767</u>	<u>8,179</u>	<u>304.50</u>

**DEPOSIT BASE COMPOSITION - Axiom Bank, National Association**  
(Dollars in Thousands)

As of:	06/30/23	12/31/22	06/30/22	12/31/21	\$ Change 12 MTHS	% Change 12 MTHS
--------	----------	----------	----------	----------	----------------------	---------------------

**DEPOSIT BASE CATEGORY:**

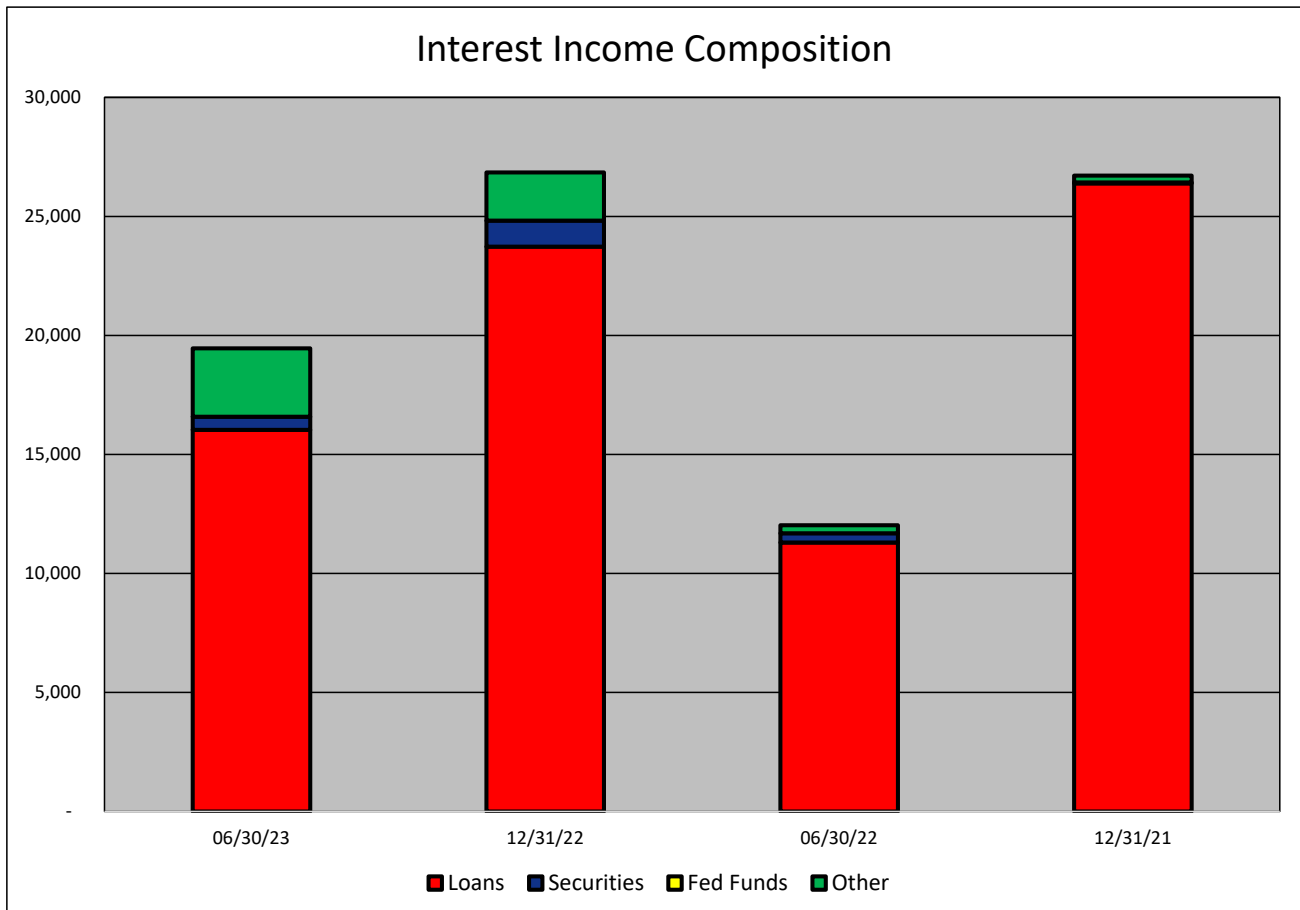
Demand Deposits	208,165	134,264	125,481	113,686	82,684	65.89
Money Market	169,062	127,788	119,796	131,420	49,266	41.12
Regular Savings	18,589	29,832	45,108	29,020	(26,519)	(58.79)
Certificates of Deposit	320,100	265,937	251,490	257,359	68,610	27.28
Other non-int deposits	2,289	5,728	4,868	6,162	(2,579)	(52.98)
<b>Total Deposits</b>	<b>718,205</b>	<b>563,549</b>	<b>546,743</b>	<b>537,647</b>	<b>171,462</b>	<b>31.36</b>





**INTEREST INCOME COMPOSITION- Axiom Bank, National Association**  
(Dollars in Thousands)

As of:	06/30/23	12/31/22	06/30/22	12/31/21	\$ Change 12 MTHS	% Change 12 MTHS
<b>INTEREST INCOME CATEGORY</b>						
Loans	16,028	23,728	11,299	26,388	4,729	41.85
Securities	553	1,099	385	37	168	43.64
Fed Funds	-	-	-	-	-	NA
Other	2,880	2,023	340	288	2,540	747.06
<b>Total Int Income</b>	<b>19,461</b>	<b>26,850</b>	<b>12,024</b>	<b>26,713</b>	<b>7,437</b>	<b>61.85</b>

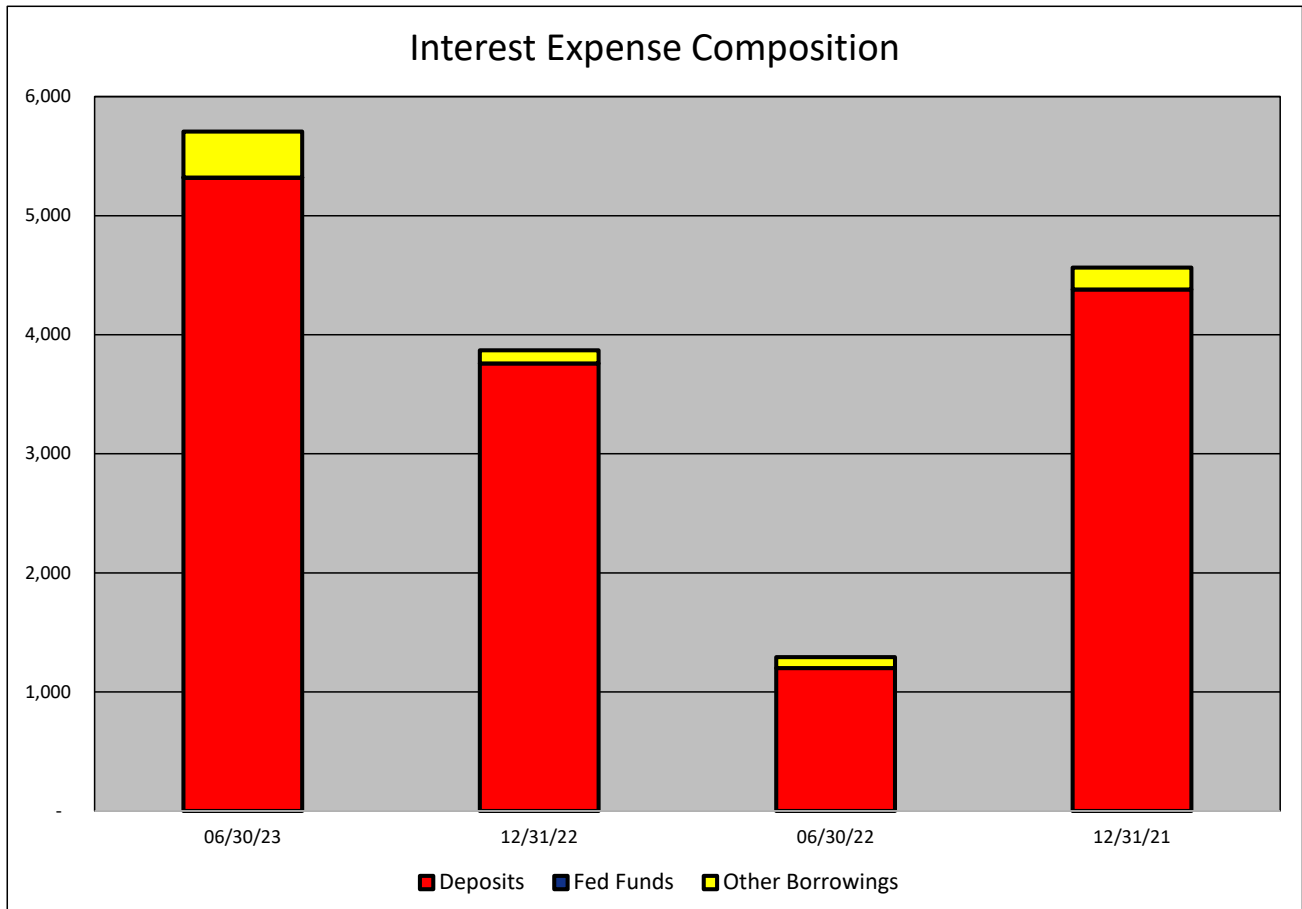


**INTEREST EXPENSE COMPOSITION- Axiom Bank, National Association**  
(Dollars in Thousands)

As of:	06/30/23	12/31/22	06/30/22	12/31/21	\$ Change 12 MTHS	% Change 12 MTHS
--------	----------	----------	----------	----------	----------------------	---------------------

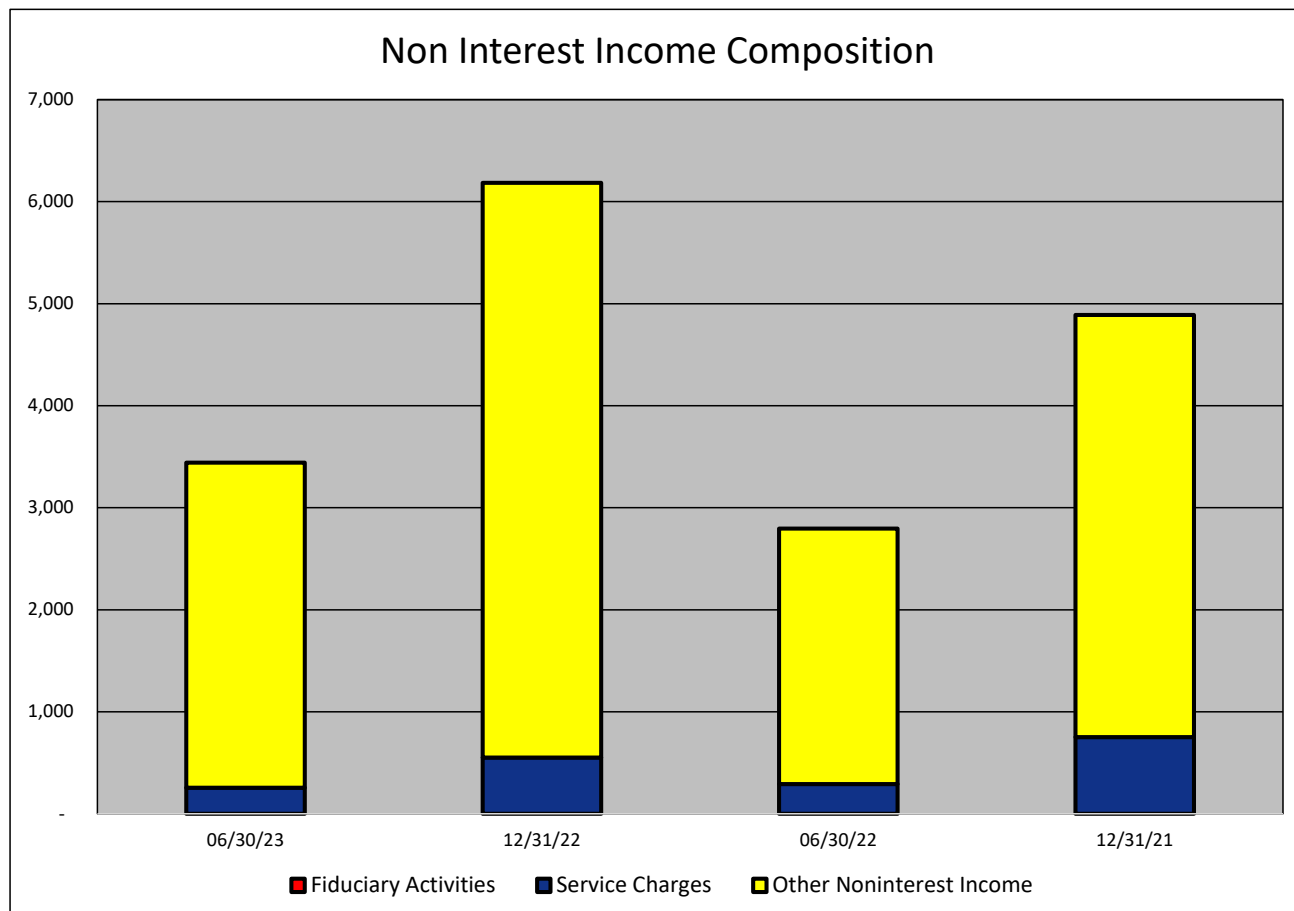
**INTEREST EXPENSE CATEGORY**

Deposits	5,319	3,758	1,201	4,380	4,118	342.88
Fed Funds	1	-	-	-	1	NA
Other Borrowings	387	110	91	184	296	325.27
<b>Total Int Expense</b>	<b>5,707</b>	<b>3,868</b>	<b>1,292</b>	<b>4,564</b>	<b>4,415</b>	<b>341.72</b>



**NONINTEREST INCOME COMPOSITION- Axiom Bank, National Association**  
(Dollars in Thousands)

As of:	06/30/23	12/31/22	06/30/22	12/31/21	\$ Change 12 MTHS	% Change 12 MTHS
<b>NONINTEREST INCOME CATEGORY</b>						
Fiduciary Activities	-	-	-	-	-	NA
Service Charges	255	551	291	752	(36)	(12.37)
Other Noninterest Income	3,187	5,634	2,505	4,138	682	27.23
<b>Total Nonint. Income</b>	<b>3,442</b>	<b>6,185</b>	<b>2,796</b>	<b>4,890</b>	<b>646</b>	<b>23.10</b>

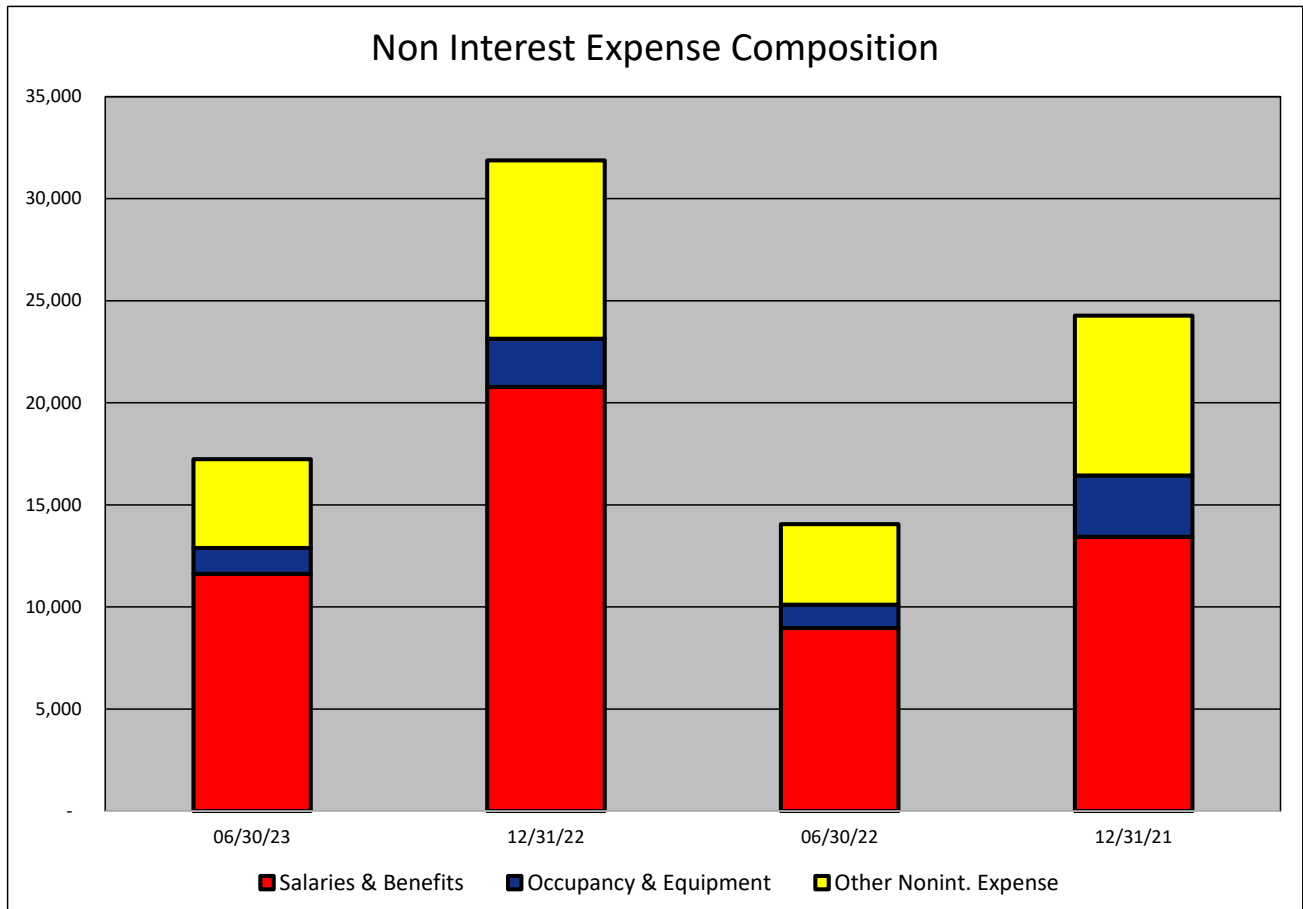


**NONINTEREST EXPENSE COMPOSITION- Axiom Bank, National Association**  
(Dollars in Thousands)

As of:	06/30/23	12/31/22	06/30/22	12/31/21	\$ Change 12 MTHS	% Change 12 MTHS
--------	----------	----------	----------	----------	----------------------	---------------------

**NONINTEREST EXPENSE CATEGORY**

Salaries & Benefits	11,630	20,780	8,963	13,435	2667	29.76
Occupancy & Equipment	1,263	2,362	1,145	3,002	118	10.31
Other Nonint. Expense	4,346	8,732	3,948	7,833	398	10.08
<b>Total Nonint. Expense</b>	<b>17,239</b>	<b>31,874</b>	<b>14,056</b>	<b>24,270</b>	<b>3183</b>	<b>22.65</b>



**PEER GROUP COMPARISONS REPORT**  
**Central Florida Group**

BALANCE SHEET

Institution name	Total Assets \$'000		% Change in Assets
	This Year	Last Year	
Cogent Bank	1,610,245	1,245,824	<b>29.25</b>
Axiom Bank, National Association	809,982	649,853	<b>24.64</b>
Sunrise Bank	482,499	437,804	<b>10.21</b>
First Bank	720,449	654,961	<b>10.00</b>
Bank Of Central Florida	1,031,612	965,730	<b>6.82</b>
Heartland National Bank	752,086	720,396	<b>4.40</b>
United Southern Bank	896,285	858,678	<b>4.38</b>
Winter Park National Bank	779,120	751,511	<b>3.67</b>
Citizens Bank And Trust	1,300,269	1,292,093	<b>0.63</b>
First National Bank Of Wauchula	87,441	88,243	<b>(0.91)</b>
Southstate Bank, National Association	44,928,402	46,193,356	<b>(2.74)</b>
Commerce Bank & Trust	169,059	173,873	<b>(2.77)</b>
Mainstreet Community Bank Of Florida	782,172	804,904	<b>(2.82)</b>
Surety Bank	206,910	215,833	<b>(4.13)</b>
The First National Bank Of Mount Dora	389,044	413,915	<b>(6.01)</b>
Crews Bank & Trust	204,054	221,133	<b>(7.72)</b>
Citizens First Bank	3,636,417	4,013,943	<b>(9.41)</b>
Wauchula State Bank	887,225	982,248	<b>(9.67)</b>
First Colony Bank Of Florida	271,110	302,332	<b>(10.33)</b>

<b>Select Peer Average</b>	3,154,967	3,209,823	1.97
----------------------------	-----------	-----------	------

**PEER GROUP COMPARISONS REPORT**  
**Central Florida Group**

BALANCE SHEET

Institution name	Total Loans \$000		% Change in Loans
	This Year	Last Year	
Cogent Bank	1,329,696	974,918	36.39
Citizens Bank And Trust	686,709	540,866	26.96
Winter Park National Bank	396,188	316,951	25.00
Bank Of Central Florida	656,894	527,799	24.46
Commerce Bank & Trust	112,662	93,570	20.40
Sunrise Bank	369,901	314,106	17.76
United Southern Bank	355,467	314,090	13.17
Axiom Bank, National Association	488,636	432,118	13.08
Southstate Bank, National Association	31,579,736	28,009,146	12.75
Wauchula State Bank	589,045	533,819	10.35
The First National Bank Of Mount Dora	108,970	98,895	10.19
First Bank	388,834	355,295	9.44
Mainstreet Community Bank Of Florida	485,726	446,287	8.84
Surety Bank	77,235	71,616	7.85
First National Bank Of Wauchula	68,014	63,087	7.81
Crews Bank & Trust	91,991	87,972	4.57
Heartland National Bank	152,235	148,548	2.48
Citizens First Bank	1,206,469	1,197,582	0.74
First Colony Bank Of Florida	169,195	177,378	(4.61)

<b>Select Peer Average</b>	2,069,137	1,826,529	13.03
----------------------------	-----------	-----------	-------

**PEER GROUP COMPARISONS REPORT**  
*Central Florida Group*

**CAPITAL RATIOS**  
**For the six months June 30, 2023**

Institution name	Equity/ Assets	Leverage Ratio	Tier 1 Risk- based Ratio	Risk based Capital Ratio	Common Equity Tier 1 Capital Ratio
Citizens First Bank	8.81	<b>12.13</b>	17.63	18.51	17.63
Surety Bank	8.25	<b>12.03</b>	24.00	25.06	24.00
Axiom Bank, National Association	10.67	<b>12.01</b>	15.27	16.46	15.27
Wauchula State Bank	11.27	<b>11.60</b>	0.00	0.00	0.00
First National Bank Of Wauchula	9.76	<b>10.98</b>	0.00	0.00	0.00
The First National Bank Of Mount Dora	7.03	<b>10.93</b>	15.31	16.13	15.31
Southstate Bank, National Association	12.39	<b>9.81</b>	12.04	13.18	12.04
Mainstreet Community Bank Of Florida	7.50	<b>9.75</b>	0.00	0.00	0.00
First Colony Bank Of Florida	8.60	<b>9.52</b>	13.29	14.55	13.29
Sunrise Bank	7.64	<b>9.32</b>	0.00	0.00	0.00
Commerce Bank & Trust	5.61	<b>9.20</b>	12.22	13.48	12.22
Crews Bank & Trust	8.70	<b>9.14</b>	19.97	21.24	19.97
Cogent Bank	8.14	<b>8.52</b>	10.34	11.58	10.34
Bank Of Central Florida	7.10	<b>8.52</b>	13.28	14.22	13.28
Heartland National Bank	6.87	<b>8.44</b>	26.27	27.38	26.27
First Bank	7.23	<b>8.31</b>	14.44	15.69	14.44
United Southern Bank	3.08	<b>8.30</b>	15.19	16.44	15.19
Citizens Bank And Trust	0.50	<b>7.24</b>	12.06	13.00	12.06
Winter Park National Bank	5.21	<b>6.81</b>	10.65	11.63	10.65

<b>Select Peer Average</b>	7.60	9.61	12.21	13.08	12.21
----------------------------	------	------	-------	-------	-------

**PEER GROUP COMPARISONS REPORT**  
*Central Florida Group*

**BALANCE SHEET RATIOS**  
For the six months June 30, 2023

Institution name	Loans/ Deposits	Gross Loans/ Assets	Securities/ Assets
Cogent Bank	91.46	82.58	13.82
First National Bank Of Wauchula	88.16	77.78	6.88
Sunrise Bank	86.78	76.66	14.87
Southstate Bank, National Association	85.68	70.29	16.77
Wauchula State Bank	75.66	66.39	27.70
Commerce Bank & Trust	73.62	66.64	18.18
Bank Of Central Florida	69.15	63.68	23.11
First Colony Bank Of Florida	68.83	62.41	19.30
Axiom Bank, National Association	68.04	60.33	5.92
Mainstreet Community Bank Of Florida	67.68	62.10	25.86
Winter Park National Bank	59.92	50.85	33.23
First Bank	58.56	53.97	25.59
Citizens Bank And Trust	55.14	52.81	43.41
Crews Bank & Trust	49.77	45.08	29.23
United Southern Bank	45.28	39.66	44.93
Surety Bank	43.86	37.33	15.10
Citizens First Bank	38.05	33.18	60.57
The First National Bank Of Mount Dora	31.51	28.01	63.96
Heartland National Bank	22.18	20.24	45.30

<b>Select Peer Average</b>	62.07	55.26	28.09
----------------------------	-------	-------	-------



**PEER GROUP COMPARISONS REPORT**  
*Central Florida Group*

**PROFITABILITY RATIOS**  
**For the six months June 30, 2023**

Institution name	Avg Total Assets (\$000)	Return on Avg Assets	Return on Avg Equity
Surety Bank	193,886	<b>3.17</b>	37.45
Wauchula State Bank	916,933	<b>2.09</b>	20.02
Crews Bank & Trust	217,889	<b>1.79</b>	22.01
Heartland National Bank	745,363	<b>1.75</b>	27.10
First Colony Bank Of Florida	281,214	<b>1.71</b>	20.54
Cogent Bank	1,557,061	<b>1.38</b>	17.14
Winter Park National Bank	758,780	<b>1.37</b>	25.77
Citizens First Bank	3,869,205	<b>1.34</b>	16.70
Southstate Bank, National Association	45,189,218	<b>1.24</b>	10.20
Sunrise Bank	474,210	<b>1.16</b>	14.75
The First National Bank Of Mount Dora	388,780	<b>1.09</b>	15.86
First Bank	717,653	<b>1.03</b>	14.53
First National Bank Of Wauchula	88,650	<b>1.02</b>	10.91
United Southern Bank	907,512	<b>1.02</b>	35.75
Mainstreet Community Bank Of Florida	783,248	<b>0.84</b>	11.34
Bank Of Central Florida	1,078,328	<b>0.82</b>	12.29
Citizens Bank And Trust	1,383,370	<b>0.76</b>	111.31
Commerce Bank & Trust	161,632	<b>0.60</b>	10.09
Axiom Bank, National Association	689,784	<b>(0.12)</b>	(0.91)

<b>Select Peer Average</b>	3,179,090	1.27	22.78
----------------------------	-----------	------	-------

**PEER GROUP COMPARISONS REPORT**  
*Central Florida Group*

**PROFITABILITY RATIOS**  
**For the six months June 30, 2023**

Institution name	Noninterest Income/AA	Net Overhead Ratio	Efficiency Ratio	Assets (per million) per Employee
Heartland National Bank	0.27	1.03	<b>35.43</b>	12.13
Winter Park National Bank	0.07	1.03	<b>43.45</b>	26.87
Citizens First Bank	0.62	0.98	<b>46.91</b>	8.96
First Colony Bank Of Florida	0.10	1.67	<b>48.04</b>	14.27
Wauchula State Bank	0.53	1.63	<b>48.76</b>	3.82
Surety Bank	3.71	(0.26)	<b>51.17</b>	5.75
Southstate Bank, National Association	0.73	1.44	<b>53.05</b>	8.70
Cogent Bank	0.38	2.22	<b>56.51</b>	8.13
Crews Bank & Trust	0.56	1.90	<b>57.41</b>	9.72
First Bank	0.97	1.38	<b>60.06</b>	6.86
United Southern Bank	0.60	1.54	<b>60.37</b>	5.90
Bank Of Central Florida	0.20	1.76	<b>63.96</b>	10.53
Sunrise Bank	0.10	2.23	<b>65.17</b>	8.46
Mainstreet Community Bank Of Florida	0.31	1.90	<b>66.46</b>	7.82
The First National Bank Of Mount Dora	1.95	1.71	<b>71.59</b>	4.52
Citizens Bank And Trust	0.68	1.61	<b>73.53</b>	6.70
Commerce Bank & Trust	0.16	2.46	<b>78.69</b>	8.05
First National Bank Of Wauchula	0.35	3.67	<b>78.73</b>	3.12
<b>Axiom Bank, National Association</b>	<b>1.00</b>	<b>4.00</b>	<b>100.25</b>	<b>5.23</b>

<b>Select Peer Average</b>	0.70	1.78	61.03	8.71
----------------------------	------	------	-------	------

**PEER GROUP COMPARISONS REPORT**  
*Central Florida Group*

**ASSET QUALITY RATIOS**  
For the six months June 30, 2023

Institution name	Reserves/ Loans	Nonperf Loans/ Total Loans	Nonperf Assets/ Total Assets	Adjusted Texas Ratio
Commerce Bank & Trust	1.53	0.00	<b>0.00</b>	0.00
Bank Of Central Florida	0.99	0.00	<b>0.00</b>	0.00
First Colony Bank Of Florida	1.76	0.00	<b>0.00</b>	0.00
Mainstreet Community Bank Of Florida	1.23	0.00	<b>0.00</b>	0.00
Sunrise Bank	1.28	0.00	<b>0.00</b>	0.00
Winter Park National Bank	1.21	0.00	<b>0.00</b>	0.00
Crews Bank & Trust	2.73	0.02	<b>0.01</b>	0.08
Citizens First Bank	1.71	0.09	<b>0.03</b>	0.28
The First National Bank Of Mount Dora	1.70	0.33	<b>0.09</b>	1.25
Citizens Bank And Trust	1.04	0.18	<b>0.10</b>	9.11
Cogent Bank	1.14	0.19	<b>0.15</b>	1.69
United Southern Bank	2.68	0.38	<b>0.15</b>	3.65
Heartland National Bank	1.54	0.94	<b>0.19</b>	2.65
First Bank	1.72	0.60	<b>0.32</b>	3.61
Southstate Bank, National Association	1.35	0.54	<b>0.38</b>	3.66
Wauchula State Bank	1.96	0.65	<b>0.43</b>	3.44
Surety Bank	1.29	1.32	<b>0.49</b>	5.62
First National Bank Of Wauchula	1.38	0.80	<b>0.63</b>	5.78
Axiom Bank, National Association	1.28	2.22	<b>1.34</b>	11.76

<b>Select Peer Average</b>	1.55	0.43	0.23	2.77
----------------------------	------	------	------	------

**PEER GROUP COMPARISONS REPORT**  
*Central Florida Group*

**STATEMENT OF CONDITION (% OF ASSETS)**  
**For the six months June 30, 2023**

Institution name	Cash & Nointerest bearing Deps	Interest- bearing Bal	Fed Funds Sold & Repos	Held to Maturity Secs	Available for Sale Secs
Surety Bank	<b>28.23</b>	15.55	0.00	0.00	15.10
First National Bank Of Wauchula	<b>5.66</b>	5.35	0.00	0.00	6.88
First Bank	<b>1.90</b>	13.39	1.42	0.00	25.59
Commerce Bank & Trust	<b>1.52</b>	10.78	0.00	0.00	18.18
Southstate Bank, National Association	<b>1.23</b>	1.92	0.22	5.75	11.02
Wauchula State Bank	<b>1.21</b>	4.17	0.00	21.90	5.80
First Colony Bank Of Florida	<b>1.04</b>	17.15	0.00	11.37	7.92
Winter Park National Bank	<b>0.97</b>	13.30	0.00	20.34	12.89
<b>Axiom Bank, National Association</b>	<b>0.93</b>	<b>28.49</b>	<b>0.00</b>	<b>0.00</b>	<b>5.92</b>
Mainstreet Community Bank Of Florida	<b>0.92</b>	4.48	1.92	0.00	25.86
Citizens First Bank	<b>0.89</b>	0.29	1.33	0.00	60.57
Heartland National Bank	<b>0.82</b>	31.24	0.00	0.00	45.30
Crews Bank & Trust	<b>0.77</b>	23.85	0.00	20.23	9.00
United Southern Bank	<b>0.77</b>	9.70	0.00	1.27	43.66
Sunrise Bank	<b>0.60</b>	5.77	0.00	1.04	13.83
The First National Bank Of Mount Dora	<b>0.46</b>	1.17	0.00	0.00	63.96
Bank Of Central Florida	<b>0.43</b>	9.55	0.00	0.00	23.11
Citizens Bank And Trust	<b>0.36</b>	1.03	0.00	0.00	43.41
Cogent Bank	<b>0.13</b>	2.94	0.00	0.00	13.82

<b>Select Peer Average</b>	<b>2.57</b>	<b>10.53</b>	<b>0.26</b>	<b>4.31</b>	<b>23.78</b>
----------------------------	-------------	--------------	-------------	-------------	--------------

**PEER GROUP COMPARISONS REPORT**  
*Central Florida Group*

**STATEMENT OF CONDITION (% OF ASSETS)**  
For the six months June 30, 2023

Institution name	Net Loans & Leases	Premises & Fixed Assets	Total Real Estate Owned	Intangible Assets
Cogent Bank	81.63	0.35	0.00	0.09
First National Bank Of Wauchula	76.71	1.41	0.00	0.00
Sunrise Bank	75.68	2.05	0.00	0.00
Southstate Bank, National Association	69.24	1.18	0.00	4.70
Commerce Bank & Trust	65.62	0.46	0.00	0.00
Wauchula State Bank	65.09	1.00	0.00	0.00
Bank Of Central Florida	63.04	1.47	0.00	0.02
First Colony Bank Of Florida	61.31	0.54	0.00	0.00
Mainstreet Community Bank Of Florida	61.25	2.20	0.00	0.01
<b>Axiom Bank, National Association</b>	<b>59.55</b>	<b>2.26</b>	<b>0.00</b>	<b>0.15</b>
First Bank	53.04	2.03	0.00	0.00
Citizens Bank And Trust	52.26	1.29	0.00	0.00
Winter Park National Bank	50.23	0.40	0.00	0.00
Crews Bank & Trust	43.85	1.87	0.00	0.00
United Southern Bank	38.60	1.14	0.00	0.00
Surety Bank	36.85	0.95	0.00	0.00
Citizens First Bank	32.29	1.61	0.00	0.40
The First National Bank Of Mount Dora	27.53	1.27	0.00	0.00
Heartland National Bank	19.90	0.54	0.00	0.00

<b>Select Peer Average</b>	54.40	1.26	0.00	0.28
----------------------------	-------	------	------	------

**PEER GROUP COMPARISONS REPORT**  
*Central Florida Group*

**STATEMENT OF CONDITION (% OF TOTAL FUNDING SOURCES)**  
**For the six months June 30, 2023**

Institution name	Non Interest Bearing Deps	Interest Bearing Deps	Total Deps	Total Fed Funds & Repos	Other Borrowed Money
Crews Bank & Trust	<b>46.94</b>	53.06	100.00	0.00	0.00
Sunrise Bank	<b>43.86</b>	52.96	96.82	0.00	3.18
Surety Bank	<b>40.38</b>	52.55	92.93	1.79	5.28
First Bank	<b>39.81</b>	60.19	100.00	0.00	0.00
The First National Bank Of Mount Dora	<b>39.08</b>	57.42	96.50	0.00	3.50
Wauchula State Bank	<b>38.87</b>	60.54	99.42	0.56	0.02
First Colony Bank Of Florida	<b>38.35</b>	61.65	100.00	0.00	0.00
Citizens Bank And Trust	<b>38.00</b>	59.23	97.23	1.29	1.48
Bank Of Central Florida	<b>36.77</b>	63.23	100.00	0.00	0.00
Mainstreet Community Bank Of Florida	<b>35.94</b>	64.06	100.00	0.00	0.00
First National Bank Of Wauchula	<b>32.41</b>	67.59	100.00	0.00	0.00
Southstate Bank, National Association	<b>30.67</b>	66.73	97.40	1.54	1.06
<b>Axiom Bank, National Association</b>	<b>29.30</b>	<b>70.70</b>	<b>100.00</b>	<b>0.00</b>	<b>0.00</b>
Cogent Bank	<b>29.02</b>	69.96	98.98	0.00	1.02
Commerce Bank & Trust	<b>28.72</b>	68.40	97.13	0.97	1.90
United Southern Bank	<b>27.64</b>	63.64	91.28	0.00	8.72
Winter Park National Bank	<b>27.47</b>	62.40	89.87	3.34	6.80
Heartland National Bank	<b>25.44</b>	73.19	98.64	1.36	0.00
Citizens First Bank	<b>19.81</b>	76.54	96.36	3.64	0.00

<b>Select Peer Average</b>	34.13	63.37	97.50	0.76	1.74
----------------------------	-------	-------	-------	------	------

**PEER GROUP COMPARISONS REPORT**  
*Central Florida Group*

**YIELDS, COSTS & SPREADS - ASSET YIELDS**  
For the six months June 30, 2023

Institution name	Yield on Earning Assets	Cost of Funds	Net Interest Margin	Avg Earning Assets/AA
First National Bank Of Wauchula	5.73	0.79	<b>5.22</b>	91.01
Axiom Bank, National Association	6.07	2.58	<b>4.29</b>	92.94
Cogent Bank	5.89	2.90	<b>4.16</b>	100.50
Wauchula State Bank	4.28	0.67	<b>3.91</b>	98.66
Surety Bank	4.61	1.26	<b>3.80</b>	76.70
Crews Bank & Trust	4.08	0.70	<b>3.73</b>	98.82
Southstate Bank, National Association	4.55	1.34	<b>3.70</b>	90.22
Sunrise Bank	5.14	2.62	<b>3.56</b>	97.66
Heartland National Bank	4.44	1.37	<b>3.49</b>	96.78
First Colony Bank Of Florida	4.33	0.96	<b>3.49</b>	98.87
Mainstreet Community Bank Of Florida	4.16	1.67	<b>3.18</b>	94.64
Commerce Bank & Trust	4.45	2.07	<b>3.15</b>	98.95
First Bank	4.14	1.77	<b>3.07</b>	95.07
The First National Bank Of Mount Dora	3.36	0.74	<b>2.95</b>	98.74
Bank Of Central Florida	4.19	2.09	<b>2.94</b>	97.11
United Southern Bank	3.52	0.96	<b>2.87</b>	101.73
Citizens First Bank	3.53	1.07	<b>2.75</b>	97.39
Winter Park National Bank	3.99	2.20	<b>2.53</b>	97.53
Citizens Bank And Trust	3.43	1.56	<b>2.51</b>	96.10

<b>Select Peer Average</b>	4.42	1.54	3.56	95.76
----------------------------	------	------	------	-------