

Axiom Bank, National Association

Maitland, FL

Established

1/1/1962

Florida Bank and Thrift Performance Report

Table of Contents

| Title | Page |
|---------------------------------|-------------|
| PEER GROUP POSITION | 1 |
| EXECUTIVE SUMMARY | 2 |
| SELECTED FINANCIAL DATA | 3 |
| SECURITIES COMPOSITION | 4 |
| LOAN PORTFOLIO COMPOSITION | 5 |
| LOAN PORTFOLIO QUALITY | 6 |
| DEPOSIT BASE COMPOSITION | 7 |
| INTEREST INCOME COMPOSITION | 8 |
| INTEREST EXPENSE COMPOSITION | 9 |
| NONINTEREST INCOME COMPOSITION | 10 |
| NONINTEREST EXPENSE COMPOSITION | 11 |
| PEER GROUP COMPARISONS REPORT | 12-22 |

FLORIDA BANKING TEAM

Robert Brink, Steve Kania, Ted Hacker, David Ajvazi, Michael Squitieri, Erica Hines, Sacha Widmaier, Kristin Moroso, Anthony Hagbartsen, Madeline Bogumil, Lauren Klindt, Phillip Berdeguer, Andrew Joyce, Dylan Frayne, Mai Tran, Meranda Joseph, Patricia Romero, Vanessa Hossler, Adam McCord, Michael Law, Joseph Fazio, Allyson Wiitala, Jacob Ingram, John Leonardi

Information contained herein was obtained from FIS is believed to be reliable however, accuracy is not guaranteed and all peer and state averages are simple averages.

PEER GROUP POSITION
For the
Central Florida Group

For the three months ended March 31, 2023

| Institution name | Total Assets (\$'000's) |
|---|----------------------------|
| Southstate Bank, National Association | 44,902,537 |
| Citizens First Bank | 3,742,550 |
| Cogent Bank | 1,538,946 |
| Citizens Bank And Trust | 1,329,359 |
| Bank Of Central Florida | 1,074,023 |
| United Southern Bank | 929,534 |
| Wauchula State Bank | 903,798 |
| Mainstreet Community Bank Of Florida | 765,869 |
| Heartland National Bank | 747,606 |
| First Bank | 732,456 |
| Winter Park National Bank | 717,750 |
| Axiom Bank, National Association | 673,161 |
| Sunrise Bank | 469,766 |
| The First National Bank Of Mount Dora | 389,434 |
| First Colony Bank Of Florida | 278,478 |
| Crews Bank & Trust | 222,161 |
| Surety Bank | 194,892 |
| Commerce Bank & Trust | 159,450 |
| First National Bank Of Wauchula | 88,168 |

| Institution name | Return on Avg Assets (%) |
|---|-----------------------------|
| Surety Bank | 3.12 |
| Wauchula State Bank | 2.40 |
| Crews Bank & Trust | 1.91 |
| First Colony Bank Of Florida | 1.83 |
| Heartland National Bank | 1.75 |
| Cogent Bank | 1.43 |
| Citizens First Bank | 1.42 |
| Southstate Bank, National Association | 1.33 |
| Winter Park National Bank | 1.31 |
| Sunrise Bank | 1.27 |
| The First National Bank Of Mount Dora | 1.12 |
| First National Bank Of Wauchula | 1.03 |
| United Southern Bank | 1.02 |
| First Bank | 0.98 |
| Mainstreet Community Bank Of Florida | 0.88 |
| Commerce Bank & Trust | 0.87 |
| Bank Of Central Florida | 0.83 |
| Citizens Bank And Trust | 0.82 |
| Axiom Bank, National Association | (0.07) |

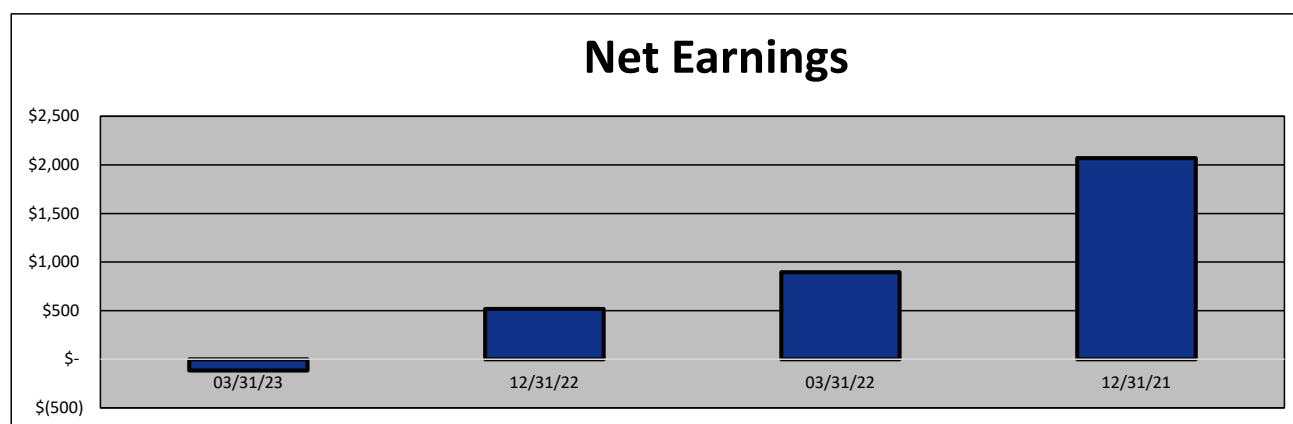
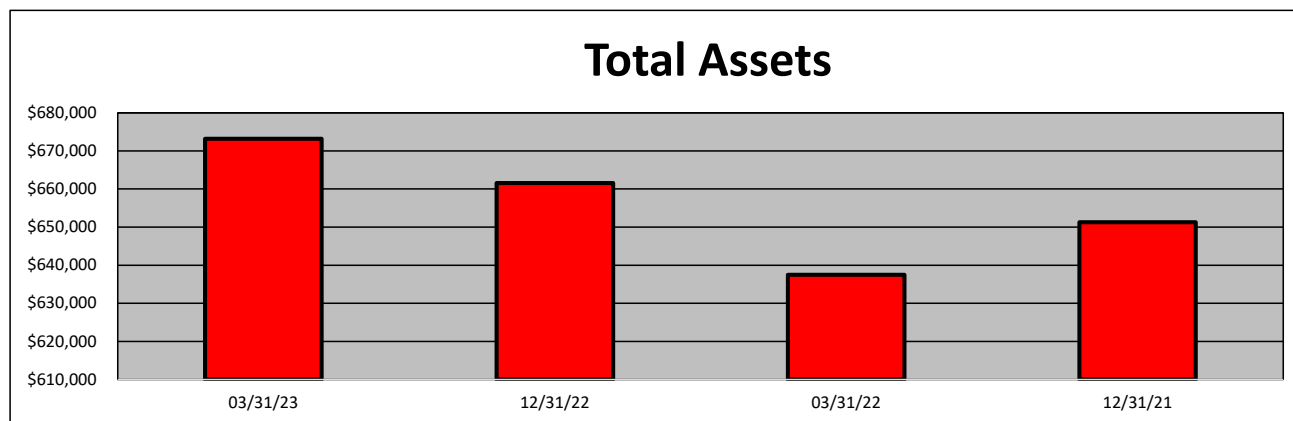
EXECUTIVE SUMMARY - Axiom Bank, National Association
(Percentage)

| Period Ending | 03/31/23 | 12/31/22 | 03/31/22 | 12/31/21 | State Avg. | Peer Avg. |
|------------------------------------|----------|----------|----------|----------|------------|-----------|
| CAPITAL RATIOS | | | | | | |
| Equity/Assets | 12.88 | 13.32 | 14.08 | 15.27 | 9.92 | 7.77 |
| Leverage Ratio | 13.05 | 13.19 | 13.79 | 13.91 | 11.01 | 9.45 |
| Tier 1 Cap/Risk Based Assets | 16.20 | 17.63 | 20.90 | 18.66 | 18.60 | 12.08 |
| Risk Based Ratio | 17.45 | 18.47 | 22.15 | 19.91 | 19.49 | 12.95 |
| Common Equity Tier 1 Capital Ratio | 16.20 | 17.63 | 20.90 | 18.66 | 18.60 | 12.08 |
| BALANCE SHEET RATIOS: | | | | | | |
| Loan/Deposit Ratio | 87.91 | 78.62 | 76.03 | 82.68 | 60.06 | 62.33 |
| Loans/Assets | 69.08 | 66.97 | 63.79 | 68.25 | 49.99 | 55.19 |
| Securities/Assets | 7.13 | 10.20 | 4.51 | 1.52 | 20.52 | 28.58 |
| PROFITABILITY: | | | | | | |
| Return on Avg Assets | (0.07) | 0.08 | 0.56 | 0.32 | 0.23 | 1.33 |
| Return on Avg Equity | (0.54) | 0.57 | 3.78 | 2.11 | 6.95 | 23.43 |
| Nonint Income/Avg Assets | 1.03 | 0.95 | 0.83 | 0.76 | 0.88 | 0.69 |
| Net Overhead Ratio | 4.06 | 3.93 | 3.47 | 3.03 | 2.15 | 1.75 |
| Efficiency Ratio | 97.30 | 109.28 | 107.49 | 89.76 | 136.11 | 59.09 |
| Assets (per million) per Employee | 4.16 | 4.38 | 4.87 | 5.09 | 10.18 | 8.67 |
| ASSET QUALITY: | | | | | | |
| Allowance/Loans | 1.23 | 0.90 | 1.32 | 1.56 | 1.39 | 1.53 |
| Nonperforming Loans/Total Loans | 2.52 | 0.83 | 0.58 | 0.84 | 0.53 | 0.46 |
| Nonperforming Assets/Total Assets | 1.75 | 0.58 | 0.38 | 0.58 | 0.32 | 0.26 |
| Adjusted Texas Ratio | 12.76 | 4.23 | 2.30 | 3.82 | 2.37 | 2.69 |
| YIELDS & COSTS: | | | | | | |
| Yield on earning assets | 5.88 | 4.38 | 3.74 | 4.45 | 2.93 | 4.30 |
| Cost of funds | 1.96 | 0.87 | 0.55 | 1.06 | 0.30 | 1.28 |
| Net interest margin | 4.53 | 3.75 | 3.35 | 3.69 | 2.55 | 3.66 |
| Avg Earning Assets/Avg Assets | 92.82 | 93.82 | 94.67 | 93.67 | 91.48 | 95.47 |

SELECTED FINANCIAL DATA - Axiom Bank, National Association
(Dollars in Thousands)

| As of: | 03/31/23 | 12/31/22 | 03/31/22 | 12/31/21 | \$ Change 12 MTHS | % Change 12 MTHS |
|----------------------|-----------------|-----------------|-----------------|-----------------|------------------------------|-----------------------------|
| Total Assets | 673,161 | 661,535 | 637,467 | 651,305 | 35,694 | 5.60 |
| Cash and Equivalents | 121,479 | 113,755 | 172,346 | 161,788 | (50,867) | (29.51) |
| Securities | 48,016 | 67,456 | 28,733 | 9,892 | 19,283 | 67.11 |
| Loans, net | 465,046 | 443,053 | 406,646 | 444,502 | 58,400 | 14.36 |
| Deposit Accounts | 528,993 | 563,549 | 534,827 | 537,647 | (5,834) | (1.09) |
| Fed Funds & Repos | - | - | - | - | - | NA |
| Total Equity | 86,719 | 88,109 | 89,750 | 99,469 | (3,031) | (3.38) |

| Period Ending | 03/31/23 | 12/31/22 | 03/31/22 | 12/31/21 | \$ Change 12 MTHS | % Change 12 MTHS |
|----------------------------|-----------------|-----------------|-----------------|-----------------|------------------------------|-----------------------------|
| Net Earnings | (117) | 517 | 895 | 2,069 | (1,012) | (113.07) |
| Interest Income | 9,039 | 26,850 | 5,702 | 26,713 | 3,337 | 58.52 |
| Interest Expense | 2,078 | 3,868 | 597 | 4,564 | 1,481 | 248.07 |
| Net Interest Income | 6,961 | 22,982 | 5,105 | 22,149 | 1,856 | 36.36 |
| Prov for Credit Losses | 74 | (2,837) | (1,666) | 35 | 1,740 | (104.44) |
| Noninterest income | 1,699 | 6,185 | 1,341 | 4,890 | 358 | 26.70 |
| Gain on Sale of Securities | - | - | - | - | - | NA |
| Noninterest Expense | 8,426 | 31,874 | 6,929 | 24,270 | 1,497 | 21.60 |
| Net Operating Income | 160 | 130 | 1,183 | 2,734 | (1,023) | (86.48) |
| Income Taxes | (38) | (387) | 288 | 665 | (326) | (113.19) |

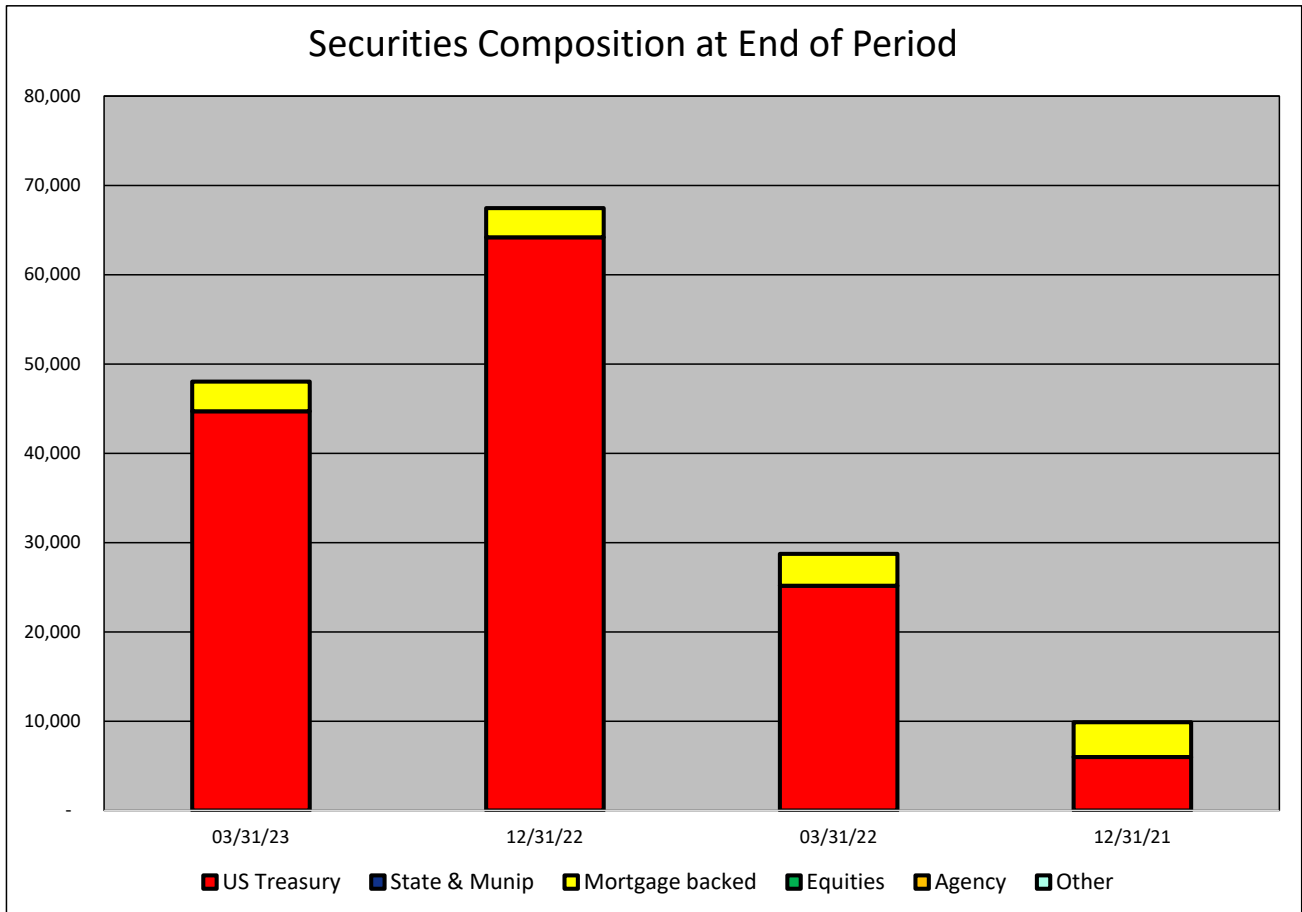


SECURITIES COMPOSITION - Axiom Bank, National Association
(Dollars in Thousands)

| As of: | 03/31/23 | 12/31/22 | 03/31/22 | 12/31/21 | \$ Change 12 MTHS | % Change 12 MTHS |
|--------|----------|----------|----------|----------|----------------------|---------------------|
|--------|----------|----------|----------|----------|----------------------|---------------------|

SECURITIES CATEGORY:

| | | | | | | |
|-------------------------|---------------|---------------|---------------|--------------|---------------|--------------|
| US Treasury | 44,710 | 64,197 | 25,158 | 5,979 | 19,552 | 77.72 |
| State & Munip | - | - | - | - | - | NA |
| Mortgage backed | 3,306 | 3,259 | 3,575 | 3,913 | (269) | (7.52) |
| Equities | - | - | - | - | - | NA |
| Agency | - | - | - | - | - | NA |
| Other | - | - | - | - | - | NA |
| Total Securities | 48,016 | 67,456 | 28,733 | 9,892 | 19,283 | 67.11 |

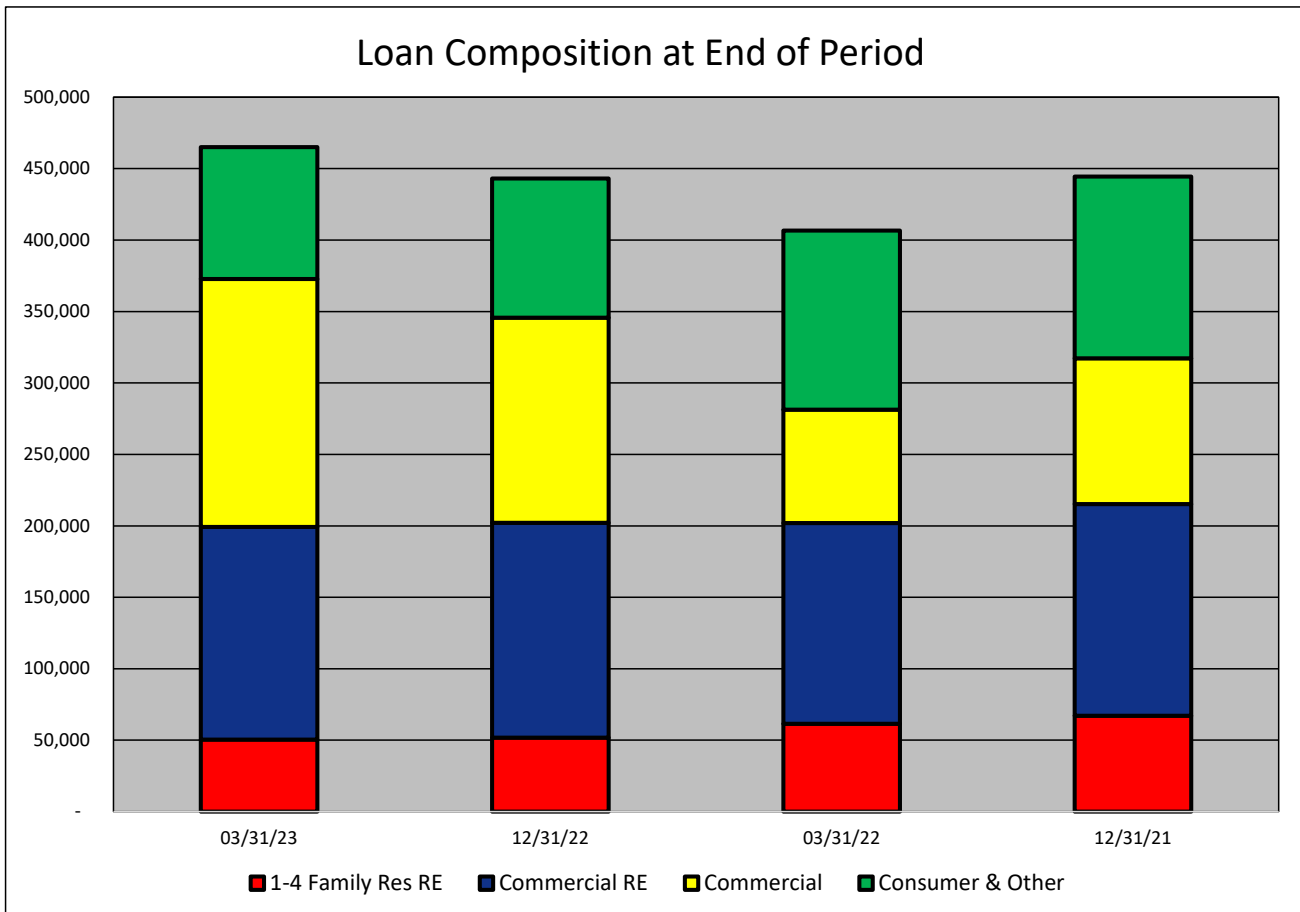


LOAN PORTFOLIO COMPOSITION - Axiom Bank, National Association
(Dollars in Thousands)

| As of: | 03/31/23 | 12/31/22 | 03/31/22 | 12/31/21 | \$ Change 12 MTHS | % Change 12 MTHS |
|--------|----------|----------|----------|----------|----------------------|---------------------|
|--------|----------|----------|----------|----------|----------------------|---------------------|

LOAN CATEGORY:

| | | | | | | |
|-------------------|----------------|----------------|----------------|----------------|---------------|--------------|
| 1-4 Family Res RE | 50,407 | 51,767 | 61,465 | 67,010 | (11,058) | (17.99) |
| Commercial RE | 148,886 | 150,361 | 140,432 | 148,206 | 8,454 | 6.02 |
| Commercial | 173,541 | 143,519 | 79,392 | 102,099 | 94,149 | 118.59 |
| Consumer & Other | 92,212 | 97,406 | 125,357 | 127,187 | (33,145) | (26.44) |
| Loans, Net | 465,046 | 443,053 | 406,646 | 444,502 | 58,400 | 14.36 |



LOAN PORTFOLIO QUALITY - Axiom Bank, National Association
(Dollars in Thousands)

| As of: | 03/31/23 | 12/31/22 | 03/31/22 | 12/31/21 | \$ Change 12 MTHS | % Change 12 MTHS |
|--------|----------|----------|----------|----------|----------------------|---------------------|
|--------|----------|----------|----------|----------|----------------------|---------------------|

ALLOWANCE FOR CREDIT LOSSES (LOANS):

| | | | | | | |
|------------------------------|-------|---------|---------|-------|---------|----------|
| Beginning Balance | 4,000 | 6,947 | 6,947 | 6,847 | (2,947) | (42.42) |
| Total Recoveries | 27 | 455 | 219 | 676 | (192) | (87.67) |
| Total Charge-offs | 101 | 565 | 119 | 611 | (18) | (15.13) |
| Provision Expense | 74 | (2,837) | (1,666) | 35 | 1,740 | (104.44) |
| Writedown Transfer Loans HFS | - | - | - | - | - | NA |
| Adjustments | - | - | - | - | - | NA |
| Ending Balance | 5,712 | 4,000 | 5,381 | 6,947 | 331 | 6.15 |

NON-PERFORMING ASSETS:

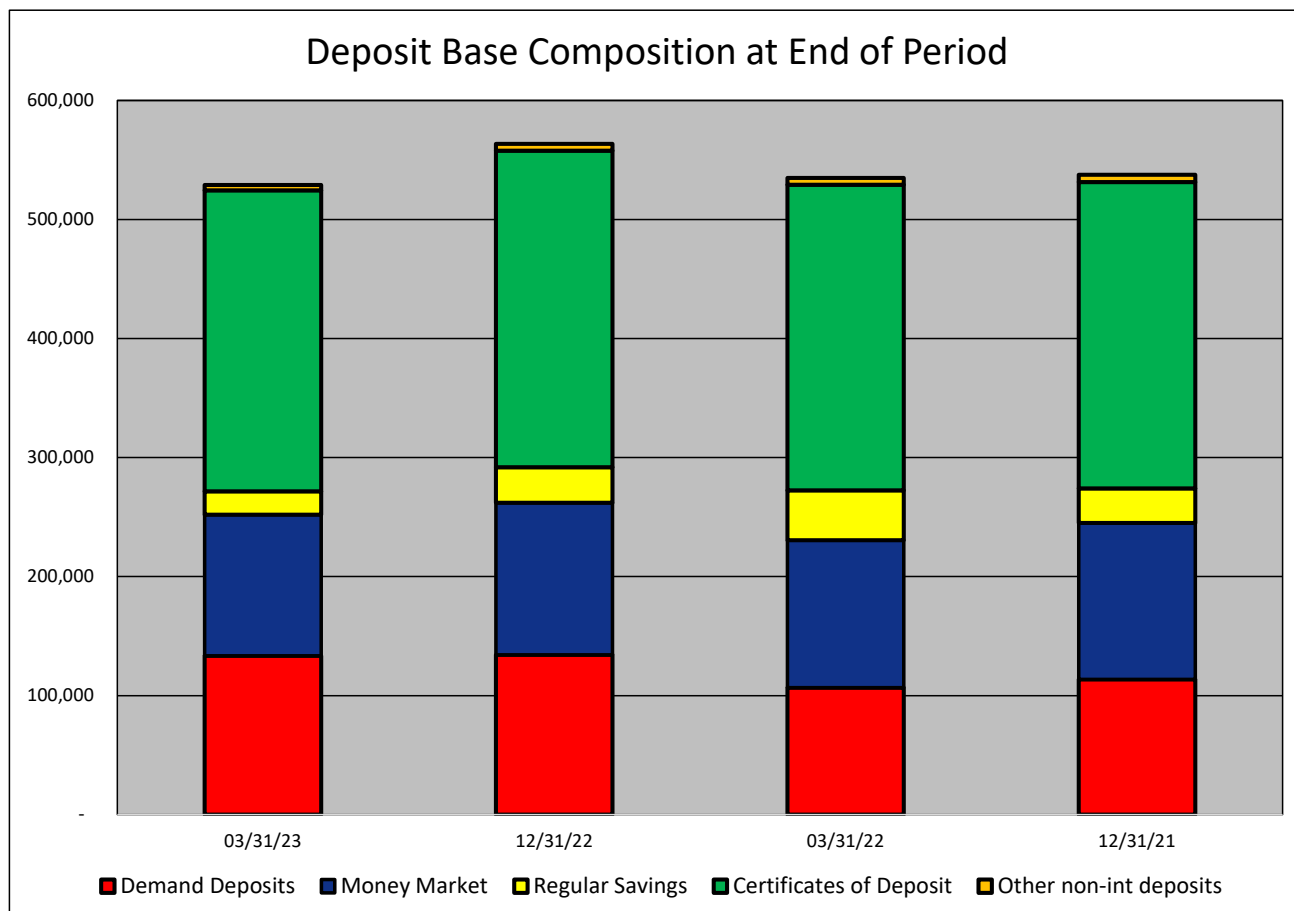
| | | | | | | |
|-------------------------|--------|-------|-------|-------|-------|--------|
| Total-90+ Days Past Due | - | - | - | 119 | - | NA |
| Total-Nonaccrual | 11,728 | 3,656 | 2,351 | 3,596 | 9,377 | 398.85 |
| Foreclosed Real Estate | 52 | 189 | 52 | 52 | - | - |
| Total Non-perf Assets | 11,780 | 3,845 | 2,403 | 3,767 | 9,377 | 390.22 |

DEPOSIT BASE COMPOSITION - Axiom Bank, National Association
(Dollars in Thousands)

| As of: | 03/31/23 | 12/31/22 | 03/31/22 | 12/31/21 | \$ Change 12 MTHS | % Change 12 MTHS |
|--------|----------|----------|----------|----------|----------------------|---------------------|
|--------|----------|----------|----------|----------|----------------------|---------------------|

DEPOSIT BASE CATEGORY:

| | | | | | | |
|-------------------------|----------------|----------------|----------------|----------------|----------------|---------------|
| Demand Deposits | 133,358 | 134,264 | 106,698 | 113,686 | 26,660 | 24.99 |
| Money Market | 118,602 | 127,788 | 123,859 | 131,420 | (5,257) | (4.24) |
| Regular Savings | 19,680 | 29,832 | 41,862 | 29,020 | (22,182) | (52.99) |
| Certificates of Deposit | 252,867 | 265,937 | 256,862 | 257,359 | (3,995) | (1.56) |
| Other non-int deposits | 4,486 | 5,728 | 5,546 | 6,162 | (1,060) | (19.11) |
| Total Deposits | 528,993 | 563,549 | 534,827 | 537,647 | (5,834) | (1.09) |

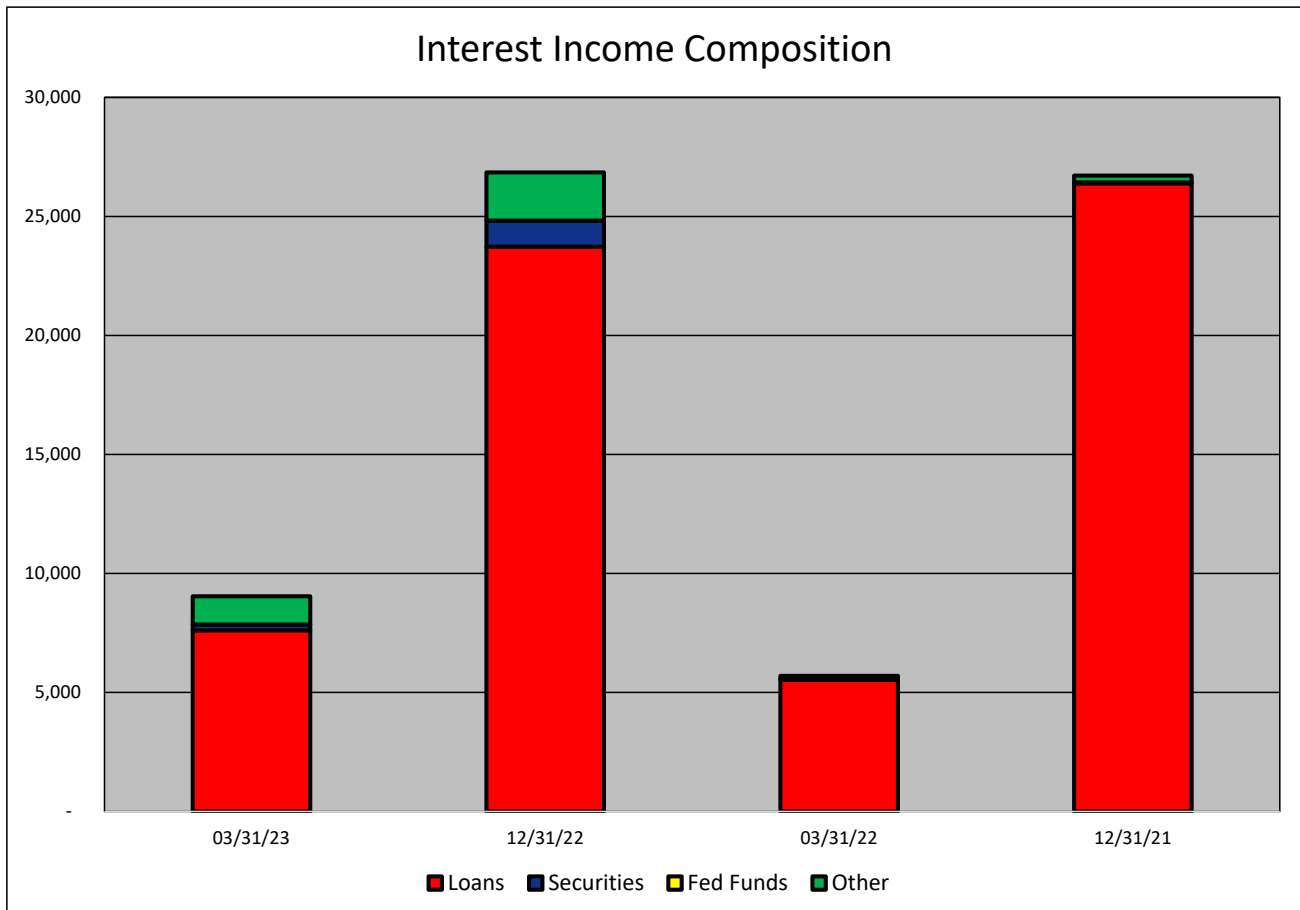


INTEREST INCOME COMPOSITION- Axiom Bank, National Association
(Dollars in Thousands)

| As of: | 03/31/23 | 12/31/22 | 03/31/22 | 12/31/21 | \$ Change 12 MTHS | % Change 12 MTHS |
|--------|----------|----------|----------|----------|----------------------|---------------------|
|--------|----------|----------|----------|----------|----------------------|---------------------|

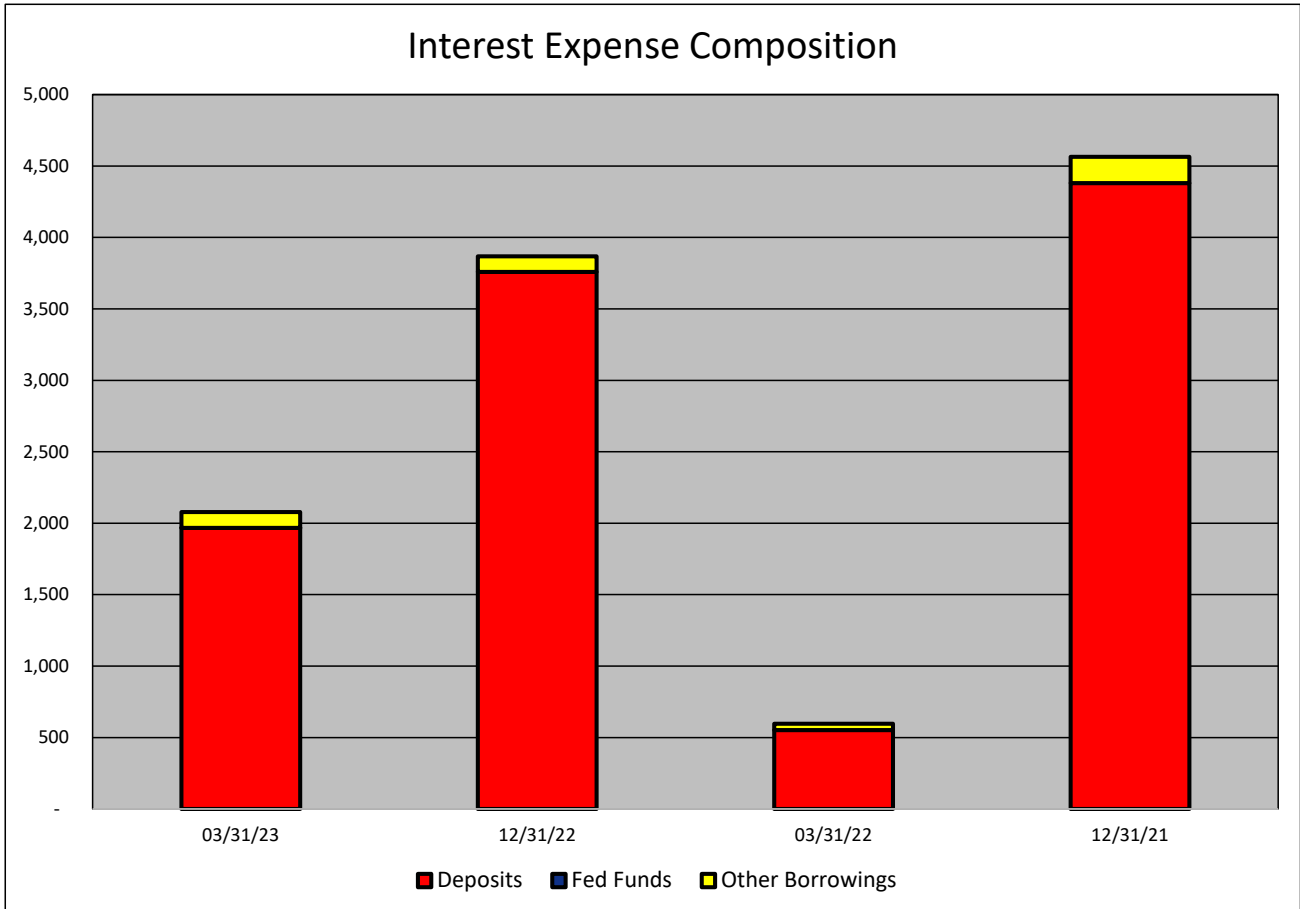
INTEREST INCOME CATEGORY

| | | | | | | |
|-------------------------|--------------|---------------|--------------|---------------|--------------|--------------|
| Loans | 7,611 | 23,728 | 5,521 | 26,388 | 2,090 | 37.86 |
| Securities | 241 | 1,099 | 61 | 37 | 180 | 295.08 |
| Fed Funds | - | - | - | - | - | NA |
| Other | 1,187 | 2,023 | 120 | 288 | 1,067 | 889.17 |
| Total Int Income | 9,039 | 26,850 | 5,702 | 26,713 | 3,337 | 58.52 |



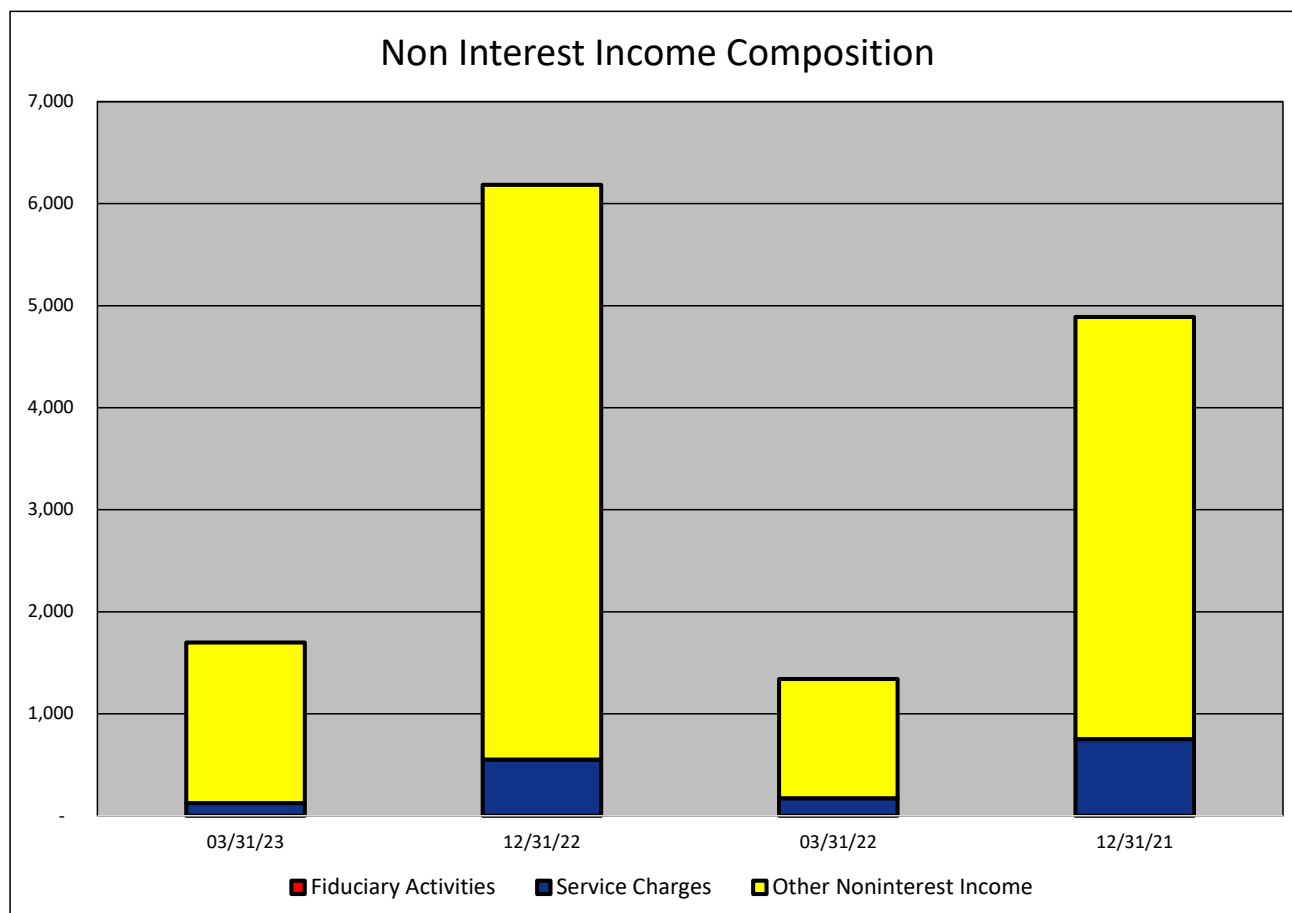
INTEREST EXPENSE COMPOSITION- Axiom Bank, National Association
(Dollars in Thousands)

| As of: | 03/31/23 | 12/31/22 | 03/31/22 | 12/31/21 | \$ Change 12 MTHS | % Change 12 MTHS |
|----------------------------------|--------------|--------------|------------|--------------|----------------------|---------------------|
| INTEREST EXPENSE CATEGORY | | | | | | |
| Deposits | 1,967 | 3,758 | 552 | 4,380 | 1,415 | 256.34 |
| Fed Funds | 1 | - | - | - | 1 | NA |
| Other Borrowings | 110 | 110 | 45 | 184 | 65 | 144.44 |
| Total Int Expense | 2,078 | 3,868 | 597 | 4,564 | 1,481 | 248.07 |



NONINTEREST INCOME COMPOSITION- Axiom Bank, National Association
(Dollars in Thousands)

| As of: | 03/31/23 | 12/31/22 | 03/31/22 | 12/31/21 | \$ Change 12 MTHS | % Change 12 MTHS |
|------------------------------------|--------------|--------------|--------------|--------------|----------------------|---------------------|
| NONINTEREST INCOME CATEGORY | | | | | | |
| Fiduciary Activities | - | - | - | - | - | NA |
| Service Charges | 125 | 551 | 171 | 752 | (46) | (26.90) |
| Other Noninterest Income | 1,574 | 5,634 | 1,170 | 4,138 | 404 | 34.53 |
| Total Nonint. Income | 1,699 | 6,185 | 1,341 | 4,890 | 358 | 26.70 |

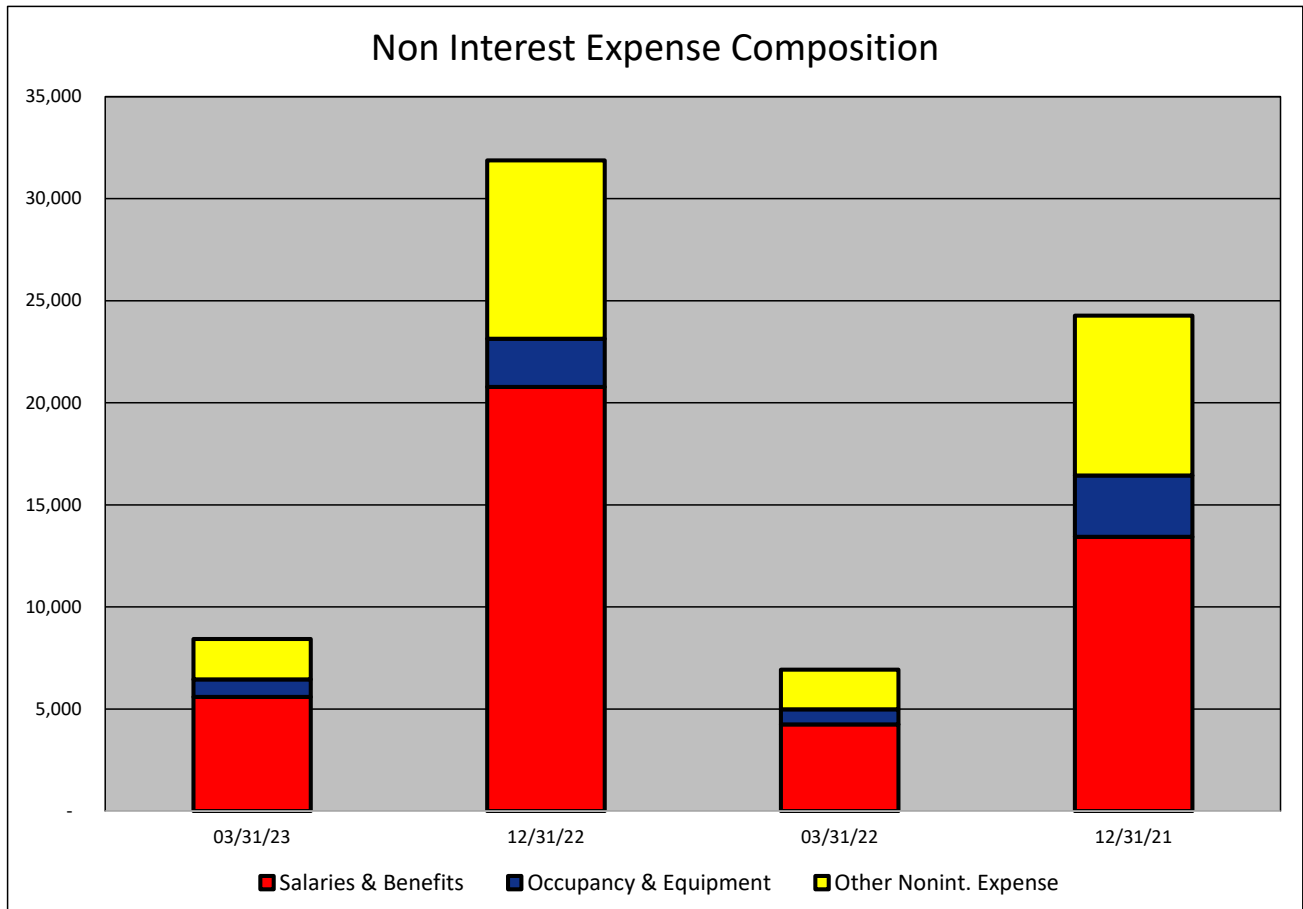


NONINTEREST EXPENSE COMPOSITION- Axiom Bank, National Association
(Dollars in Thousands)

| As of: | 03/31/23 | 12/31/22 | 03/31/22 | 12/31/21 | \$ Change 12 MTHS | % Change 12 MTHS |
|--------|----------|----------|----------|----------|----------------------|---------------------|
|--------|----------|----------|----------|----------|----------------------|---------------------|

NONINTEREST EXPENSE CATEGORY

| | | | | | | |
|------------------------------|--------------|---------------|--------------|---------------|-------------|--------------|
| Salaries & Benefits | 5,588 | 20,780 | 4,248 | 13,435 | 1340 | 31.54 |
| Occupancy & Equipment | 858 | 2,362 | 738 | 3,002 | 120 | 16.26 |
| Other Nonint. Expense | 1,980 | 8,732 | 1,943 | 7,833 | 37 | 1.90 |
| Total Nonint. Expense | 8,426 | 31,874 | 6,929 | 24,270 | 1497 | 21.60 |



PEER GROUP COMPARISONS REPORT
Central Florida Group

BALANCE SHEET

| Institution name | Total Assets \$'000 | | % Change in Assets |
|---------------------------------------|---------------------|------------|--------------------|
| | This Year | Last Year | |
| Cogent Bank | 1,538,946 | 1,243,617 | 23.75 |
| Sunrise Bank | 469,766 | 407,599 | 15.25 |
| First Bank | 732,456 | 647,856 | 13.06 |
| Heartland National Bank | 747,606 | 674,869 | 10.78 |
| United Southern Bank | 929,534 | 840,015 | 10.66 |
| Bank Of Central Florida | 1,074,023 | 1,009,599 | 6.38 |
| Axiom Bank, National Association | 673,161 | 637,467 | 5.60 |
| Citizens Bank And Trust | 1,329,359 | 1,265,143 | 5.08 |
| The First National Bank Of Mount Dora | 389,434 | 382,657 | 1.77 |
| Mainstreet Community Bank Of Florida | 765,869 | 770,263 | (0.57) |
| First National Bank Of Wauchula | 88,168 | 89,224 | (1.18) |
| Southstate Bank, National Association | 44,902,537 | 46,182,119 | (2.77) |
| Crews Bank & Trust | 222,161 | 233,183 | (4.73) |
| Surety Bank | 194,892 | 204,905 | (4.89) |
| Winter Park National Bank | 717,750 | 759,789 | (5.53) |
| First Colony Bank Of Florida | 278,478 | 297,707 | (6.46) |
| Wauchula State Bank | 903,798 | 966,999 | (6.54) |
| Citizens First Bank | 3,742,550 | 4,013,670 | (6.75) |
| Commerce Bank & Trust | 159,450 | 178,053 | (10.45) |

| | | | |
|----------------------------|-----------|-----------|------|
| Select Peer Average | 3,150,523 | 3,200,249 | 2.23 |
|----------------------------|-----------|-----------|------|

PEER GROUP COMPARISONS REPORT
Central Florida Group

BALANCE SHEET

| Institution name | Total Loans \$000 | | % Change in Loans |
|---|-------------------|----------------|-------------------|
| | This Year | Last Year | |
| Cogent Bank | 1,272,481 | 880,061 | 44.59 |
| Sunrise Bank | 370,928 | 261,403 | 41.90 |
| Winter Park National Bank | 394,592 | 295,385 | 33.59 |
| Bank Of Central Florida | 637,339 | 493,906 | 29.04 |
| Citizens Bank And Trust | 647,494 | 512,400 | 26.36 |
| Commerce Bank & Trust | 113,616 | 93,789 | 21.14 |
| Southstate Bank, National Association | 30,723,431 | 26,686,803 | 15.13 |
| Axiom Bank, National Association | 465,046 | 406,646 | 14.36 |
| United Southern Bank | 345,323 | 302,098 | 14.31 |
| Crews Bank & Trust | 94,840 | 83,391 | 13.73 |
| The First National Bank Of Mount Dora | 107,842 | 97,306 | 10.83 |
| First Bank | 390,000 | 354,896 | 9.89 |
| Citizens First Bank | 1,229,004 | 1,119,268 | 9.80 |
| Mainstreet Community Bank Of Florida | 486,019 | 444,996 | 9.22 |
| Surety Bank | 78,894 | 73,172 | 7.82 |
| Wauchula State Bank | 555,849 | 523,101 | 6.26 |
| First National Bank Of Wauchula | 65,968 | 64,938 | 1.59 |
| Heartland National Bank | 150,657 | 148,480 | 1.47 |
| First Colony Bank Of Florida | 170,284 | 181,013 | (5.93) |

| | | | |
|----------------------------|------------------|------------------|--------------|
| Select Peer Average | 2,015,769 | 1,738,055 | 16.06 |
|----------------------------|------------------|------------------|--------------|

PEER GROUP COMPARISONS REPORT
Central Florida Group

CAPITAL RATIOS
For the three months ended March 31, 2023

| Institution name | Equity/ Assets | Leverage Ratio | Tier 1 Risk- based Ratio | Risk based Capital Ratio | Common Equity Tier 1 Capital Ratio |
|---------------------------------------|-------------------|-------------------|-----------------------------|-----------------------------|--|
| Axiom Bank, National Association | 12.88 | 13.05 | 16.20 | 17.45 | 16.20 |
| Citizens First Bank | 8.76 | 11.58 | 17.07 | 17.91 | 17.07 |
| Surety Bank | 8.59 | 11.18 | 22.57 | 23.57 | 22.57 |
| The First National Bank Of Mount Dora | 7.27 | 10.74 | 15.19 | 16.03 | 15.19 |
| First National Bank Of Wauchula | 9.43 | 10.47 | 0.00 | 0.00 | 0.00 |
| Wauchula State Bank | 10.67 | 10.36 | 0.00 | 0.00 | 0.00 |
| Mainstreet Community Bank Of Florida | 7.91 | 9.84 | 0.00 | 0.00 | 0.00 |
| Commerce Bank & Trust | 6.21 | 9.79 | 12.25 | 13.50 | 12.25 |
| Southstate Bank, National Association | 12.30 | 9.70 | 11.93 | 12.99 | 11.93 |
| Sunrise Bank | 8.17 | 9.63 | 0.00 | 0.00 | 0.00 |
| Crews Bank & Trust | 8.25 | 8.83 | 19.84 | 21.10 | 19.84 |
| First Colony Bank Of Florida | 8.43 | 8.77 | 13.22 | 14.47 | 13.22 |
| Cogent Bank | 8.14 | 8.52 | 10.28 | 11.52 | 10.28 |
| First Bank | 7.13 | 8.44 | 14.23 | 15.49 | 14.23 |
| Bank Of Central Florida | 6.83 | 8.41 | 11.99 | 12.81 | 11.99 |
| United Southern Bank | 2.96 | 8.11 | 15.52 | 16.78 | 15.52 |
| Heartland National Bank | 6.59 | 7.88 | 25.14 | 26.22 | 25.14 |
| Citizens Bank And Trust | 1.39 | 7.17 | 12.36 | 13.31 | 12.36 |
| Winter Park National Bank | 5.71 | 7.02 | 11.77 | 12.87 | 11.77 |

| | | | | | |
|----------------------------|------|------|-------|-------|-------|
| Select Peer Average | 7.77 | 9.45 | 12.08 | 12.95 | 12.08 |
|----------------------------|------|------|-------|-------|-------|

PEER GROUP COMPARISONS REPORT
Central Florida Group

BALANCE SHEET RATIOS
For the three months ended March 31, 2023

| Institution name | Loans/ Deposits | Gross Loans/ Assets | Securities/ Assets |
|---------------------------------------|--------------------|------------------------|-----------------------|
| Cogent Bank | 94.34 | 82.69 | 13.96 |
| Sunrise Bank | 89.97 | 78.96 | 16.54 |
| Axiom Bank, National Association | 87.91 | 69.08 | 7.13 |
| First National Bank Of Wauchula | 84.38 | 74.82 | 7.03 |
| Southstate Bank, National Association | 84.15 | 68.42 | 17.36 |
| Commerce Bank & Trust | 82.35 | 71.25 | 19.74 |
| Mainstreet Community Bank Of Florida | 69.42 | 63.46 | 27.66 |
| Wauchula State Bank | 69.30 | 61.50 | 27.87 |
| First Colony Bank Of Florida | 67.26 | 61.15 | 19.66 |
| Bank Of Central Florida | 64.22 | 59.34 | 22.90 |
| Winter Park National Bank | 58.50 | 54.98 | 37.06 |
| First Bank | 57.72 | 53.25 | 23.64 |
| Citizens Bank And Trust | 52.34 | 48.71 | 43.96 |
| Crews Bank & Trust | 46.67 | 42.69 | 28.72 |
| Surety Bank | 44.33 | 40.48 | 16.05 |
| United Southern Bank | 42.16 | 37.15 | 44.68 |
| Citizens First Bank | 37.22 | 32.84 | 60.58 |
| The First National Bank Of Mount Dora | 30.12 | 27.69 | 64.78 |
| Heartland National Bank | 21.84 | 20.15 | 43.68 |

| | | | |
|----------------------------|-------|-------|-------|
| Select Peer Average | 62.33 | 55.19 | 28.58 |
|----------------------------|-------|-------|-------|

PEER GROUP COMPARISONS REPORT
Central Florida Group

PROFITABILITY RATIOS
For the three months ended March 31, 2023

| Institution name | Avg Total Assets (\$000) | Return on Avg Assets | Return on Avg Equity |
|---------------------------------------|-----------------------------|-------------------------|-------------------------|
| Surety Bank | 198,752 | 3.12 | 38.47 |
| Wauchula State Bank | 951,041 | 2.40 | 24.45 |
| Crews Bank & Trust | 223,813 | 1.91 | 24.23 |
| First Colony Bank Of Florida | 292,364 | 1.83 | 22.90 |
| Heartland National Bank | 751,620 | 1.75 | 28.19 |
| Cogent Bank | 1,525,136 | 1.43 | 17.90 |
| Citizens First Bank | 3,907,881 | 1.42 | 18.09 |
| Southstate Bank, National Association | 44,937,452 | 1.33 | 10.97 |
| Winter Park National Bank | 741,288 | 1.31 | 24.11 |
| Sunrise Bank | 466,370 | 1.27 | 15.90 |
| The First National Bank Of Mount Dora | 389,566 | 1.12 | 16.43 |
| First National Bank Of Wauchula | 89,720 | 1.03 | 11.31 |
| United Southern Bank | 906,302 | 1.02 | 36.97 |
| First Bank | 703,578 | 0.98 | 13.71 |
| Mainstreet Community Bank Of Florida | 776,768 | 0.88 | 11.73 |
| Commerce Bank & Trust | 156,844 | 0.87 | 14.24 |
| Bank Of Central Florida | 1,073,845 | 0.83 | 12.44 |
| Citizens Bank And Trust | 1,381,020 | 0.82 | 103.72 |
| Axiom Bank, National Association | 661,998 | (0.07) | (0.54) |

| | | | |
|----------------------------|-----------|------|-------|
| Select Peer Average | 3,165,019 | 1.33 | 23.43 |
|----------------------------|-----------|------|-------|

PEER GROUP COMPARISONS REPORT
Central Florida Group

PROFITABILITY RATIOS
For the three months ended March 31, 2023

| Institution name | Noninterest Income/AA | Net Overhead Ratio | Efficiency Ratio | Assets (per million) per Employee |
|---|--------------------------|--------------------------|---------------------|---|
| Heartland National Bank | 0.26 | 1.04 | 35.90 | 12.67 |
| Wauchula State Bank | 0.50 | 1.45 | 43.00 | 3.70 |
| Winter Park National Bank | 0.07 | 1.05 | 43.74 | 25.63 |
| First Colony Bank Of Florida | 0.07 | 1.60 | 44.96 | 14.66 |
| Citizens First Bank | 0.57 | 1.00 | 46.07 | 9.20 |
| Surety Bank | 3.60 | (0.29) | 50.59 | 5.27 |
| Southstate Bank, National Association | 0.71 | 1.45 | 51.67 | 8.83 |
| Crews Bank & Trust | 0.55 | 1.82 | 54.72 | 9.26 |
| Cogent Bank | 0.35 | 2.25 | 55.64 | 8.10 |
| Bank Of Central Florida | 0.22 | 1.61 | 58.79 | 11.55 |
| First Bank | 1.09 | 1.25 | 58.83 | 7.18 |
| United Southern Bank | 0.59 | 1.51 | 59.95 | 6.20 |
| Sunrise Bank | 0.11 | 2.21 | 61.42 | 8.70 |
| Mainstreet Community Bank Of Florida | 0.33 | 1.90 | 65.91 | 7.51 |
| The First National Bank Of Mount Dora | 1.85 | 1.67 | 70.72 | 4.81 |
| Commerce Bank & Trust | 0.18 | 2.43 | 72.54 | 7.25 |
| Citizens Bank And Trust | 0.67 | 1.61 | 72.74 | 7.00 |
| First National Bank Of Wauchula | 0.34 | 3.56 | 78.31 | 3.15 |
| Axiom Bank, National Association | 1.03 | 4.06 | 97.30 | 4.16 |

| | | | | |
|----------------------------|------|------|-------|------|
| Select Peer Average | 0.69 | 1.75 | 59.09 | 8.67 |
|----------------------------|------|------|-------|------|

PEER GROUP COMPARISONS REPORT
Central Florida Group

ASSET QUALITY RATIOS
For the three months ended March 31, 2023

| Institution name | Allowance/ Loans | Nonperf Loans/ Total Loans | Nonperf Assets/ Total Assets | Adjusted Texas Ratio |
|---------------------------------------|---------------------|----------------------------------|------------------------------------|-------------------------|
| Commerce Bank & Trust | 1.50 | 0.00 | 0.00 | 0.00 |
| Bank Of Central Florida | 0.97 | 0.00 | 0.00 | 0.00 |
| First Colony Bank Of Florida | 1.73 | 0.00 | 0.00 | 0.00 |
| Mainstreet Community Bank Of Florida | 1.22 | 0.00 | 0.00 | 0.00 |
| Sunrise Bank | 1.28 | 0.00 | 0.00 | 0.00 |
| Winter Park National Bank | 1.22 | 0.00 | 0.00 | 0.00 |
| Crews Bank & Trust | 2.65 | 0.02 | 0.01 | 0.09 |
| Citizens First Bank | 1.66 | 0.08 | 0.04 | 0.38 |
| Citizens Bank And Trust | 1.06 | 0.20 | 0.10 | 4.99 |
| The First National Bank Of Mount Dora | 1.73 | 0.36 | 0.10 | 1.30 |
| United Southern Bank | 2.68 | 0.37 | 0.14 | 3.44 |
| Heartland National Bank | 1.49 | 0.97 | 0.20 | 2.84 |
| Cogent Bank | 1.16 | 0.31 | 0.25 | 2.78 |
| Southstate Bank, National Association | 1.21 | 0.41 | 0.29 | 2.69 |
| First Bank | 1.69 | 0.60 | 0.32 | 3.65 |
| Wauchula State Bank | 2.02 | 0.66 | 0.41 | 3.43 |
| Surety Bank | 1.25 | 1.31 | 0.53 | 5.82 |
| First National Bank Of Wauchula | 1.39 | 0.96 | 0.72 | 6.88 |
| Axiom Bank, National Association | 1.23 | 2.52 | 1.75 | 12.76 |

| | | | | |
|----------------------------|------|------|------|------|
| Select Peer Average | 1.53 | 0.46 | 0.26 | 2.69 |
|----------------------------|------|------|------|------|

PEER GROUP COMPARISONS REPORT
Central Florida Group

STATEMENT OF CONDITION (% OF ASSETS)
For the three months ended March 31, 2023

| Institution name | Cash & Nointerest bearing Deps | Interest- bearing Bal | Fed Funds Sold & Repos | Held to Maturity Secs | Available for Sale Secs |
|---|--------------------------------------|--------------------------|---------------------------|--------------------------|----------------------------|
| Surety Bank | 26.01 | 13.63 | 0.00 | 0.00 | 16.05 |
| First National Bank Of Wauchula | 5.87 | 8.01 | 0.00 | 0.00 | 7.03 |
| Commerce Bank & Trust | 3.58 | 2.19 | 0.00 | 0.00 | 19.74 |
| Axiom Bank, National Association | 3.46 | 14.58 | 0.00 | 0.00 | 7.13 |
| First Bank | 2.56 | 15.66 | 1.40 | 0.00 | 23.64 |
| First Colony Bank Of Florida | 2.35 | 16.70 | 0.00 | 11.08 | 8.59 |
| Southstate Bank, National Association | 1.24 | 2.96 | 0.24 | 5.87 | 11.49 |
| Mainstreet Community Bank Of Florida | 1.18 | 2.76 | 0.18 | 0.00 | 27.66 |
| Heartland National Bank | 1.08 | 32.67 | 0.00 | 0.00 | 43.68 |
| Winter Park National Bank | 1.03 | 5.15 | 0.00 | 22.24 | 14.82 |
| Wauchula State Bank | 0.98 | 9.24 | 0.00 | 21.76 | 6.11 |
| Crews Bank & Trust | 0.95 | 26.64 | 0.00 | 18.82 | 9.89 |
| United Southern Bank | 0.79 | 12.69 | 0.00 | 1.26 | 43.42 |
| Citizens First Bank | 0.74 | 0.19 | 2.18 | 0.00 | 60.58 |
| Sunrise Bank | 0.64 | 1.74 | 0.00 | 1.06 | 15.48 |
| Bank Of Central Florida | 0.51 | 14.15 | 0.00 | 0.00 | 22.90 |
| The First National Bank Of Mount Dora | 0.43 | 1.01 | 0.00 | 0.00 | 64.78 |
| Citizens Bank And Trust | 0.35 | 4.67 | 0.00 | 0.00 | 43.96 |
| Cogent Bank | 0.13 | 2.58 | 0.00 | 0.00 | 13.96 |

| | | | | | |
|----------------------------|-------------|-------------|-------------|-------------|--------------|
| Select Peer Average | 2.84 | 9.85 | 0.21 | 4.32 | 24.26 |
|----------------------------|-------------|-------------|-------------|-------------|--------------|

PEER GROUP COMPARISONS REPORT
Central Florida Group

STATEMENT OF CONDITION (% OF ASSETS)
For the three months ended March 31, 2023

| Institution name | Net Loans & Leases | Premises & Fixed Assets | Total Real Estate Owned | Intangible Assets |
|---|--------------------|-------------------------|-------------------------|-------------------|
| Cogent Bank | 81.73 | 0.38 | 0.00 | 0.08 |
| Sunrise Bank | 77.95 | 2.02 | 0.00 | 0.01 |
| First National Bank Of Wauchula | 73.78 | 1.41 | 0.00 | 0.00 |
| Commerce Bank & Trust | 70.19 | 0.56 | 0.00 | 0.00 |
| Axiom Bank, National Association | 68.24 | 2.72 | 0.01 | 0.19 |
| Southstate Bank, National Association | 67.54 | 1.19 | 0.01 | 4.72 |
| Mainstreet Community Bank Of Florida | 62.65 | 2.26 | 0.00 | 0.01 |
| Wauchula State Bank | 60.26 | 0.79 | 0.00 | 0.00 |
| First Colony Bank Of Florida | 60.09 | 0.55 | 0.00 | 0.00 |
| Bank Of Central Florida | 58.77 | 1.43 | 0.00 | 0.02 |
| Winter Park National Bank | 54.31 | 0.43 | 0.00 | 0.00 |
| First Bank | 52.34 | 1.98 | 0.00 | 0.00 |
| Citizens Bank And Trust | 48.19 | 1.23 | 0.00 | 0.00 |
| Crews Bank & Trust | 41.56 | 1.68 | 0.00 | 0.00 |
| Surety Bank | 39.98 | 1.02 | 0.00 | 0.00 |
| United Southern Bank | 36.16 | 1.11 | 0.00 | 0.00 |
| Citizens First Bank | 31.90 | 1.22 | 0.01 | 0.37 |
| The First National Bank Of Mount Dora | 27.21 | 1.26 | 0.00 | 0.00 |
| Heartland National Bank | 19.80 | 0.53 | 0.00 | 0.00 |

| | | | | |
|----------------------------|-------|------|------|------|
| Select Peer Average | 54.35 | 1.25 | 0.00 | 0.28 |
|----------------------------|-------|------|------|------|

PEER GROUP COMPARISONS REPORT
Central Florida Group

STATEMENT OF CONDITION (% OF TOTAL FUNDING SOURCES)
For the three months ended March 31, 2023

| Institution name | Non Interest Bearing Deps | Interest Bearing Deps | Total Deps | Total Fed Funds & Repos | Other Borrowed Money |
|---|------------------------------|--------------------------|---------------|-------------------------------|----------------------------|
| Surety Bank | 49.07 | 50.93 | 100.00 | 0.00 | 0.00 |
| Crews Bank & Trust | 46.91 | 53.09 | 100.00 | 0.00 | 0.00 |
| The First National Bank Of Mount Dora | 46.25 | 53.75 | 100.00 | 0.00 | 0.00 |
| First Colony Bank Of Florida | 41.37 | 58.63 | 100.00 | 0.00 | 0.00 |
| Citizens Bank And Trust | 37.83 | 57.52 | 95.35 | 1.80 | 2.85 |
| Wauchula State Bank | 37.79 | 61.76 | 99.54 | 0.43 | 0.03 |
| First Bank | 37.74 | 62.26 | 100.00 | 0.00 | 0.00 |
| Mainstreet Community Bank Of Florida | 37.74 | 62.26 | 100.00 | 0.00 | 0.00 |
| Bank Of Central Florida | 36.73 | 63.27 | 100.00 | 0.00 | 0.00 |
| Sunrise Bank | 35.22 | 61.49 | 96.72 | 0.00 | 3.28 |
| First National Bank Of Wauchula | 33.90 | 66.10 | 100.00 | 0.00 | 0.00 |
| Cogent Bank | 33.24 | 62.98 | 96.22 | 0.00 | 3.78 |
| Southstate Bank, National Association | 33.02 | 63.17 | 96.19 | 1.43 | 2.38 |
| Winter Park National Bank | 31.80 | 68.20 | 100.00 | 0.00 | 0.00 |
| Commerce Bank & Trust | 31.27 | 62.15 | 93.42 | 1.17 | 5.42 |
| United Southern Bank | 28.46 | 63.16 | 91.61 | 0.00 | 8.39 |
| Heartland National Bank | 27.31 | 72.24 | 99.55 | 0.45 | 0.00 |
| Axiom Bank, National Association | 23.81 | 67.56 | 91.36 | 0.00 | 8.64 |
| Citizens First Bank | 20.89 | 76.63 | 97.52 | 2.48 | 0.00 |

| | | | | | |
|----------------------------|-------|-------|-------|------|------|
| Select Peer Average | 35.28 | 62.48 | 97.76 | 0.41 | 1.83 |
|----------------------------|-------|-------|-------|------|------|

PEER GROUP COMPARISONS REPORT
Central Florida Group

YIELDS, COSTS & SPREADS - ASSET YIELDS
For the three months ended March 31, 2023

| Institution name | Yield on Earning Assets | Cost of Funds | Net Interest Margin | Avg Earning Assets/AA |
|---------------------------------------|-------------------------------|------------------|------------------------|--------------------------|
| First National Bank Of Wauchula | 5.51 | 0.67 | 5.08 | 91.27 |
| Axiom Bank, National Association | 5.88 | 1.96 | 4.53 | 92.82 |
| Cogent Bank | 5.65 | 2.57 | 4.19 | 101.97 |
| Surety Bank | 4.88 | 1.13 | 4.06 | 69.68 |
| Wauchula State Bank | 4.19 | 0.27 | 4.04 | 98.60 |
| Southstate Bank, National Association | 4.45 | 1.01 | 3.82 | 90.13 |
| Crews Bank & Trust | 3.83 | 0.10 | 3.78 | 98.88 |
| Sunrise Bank | 5.07 | 2.26 | 3.75 | 97.76 |
| First Colony Bank Of Florida | 4.22 | 0.76 | 3.55 | 98.83 |
| Heartland National Bank | 4.27 | 1.17 | 3.46 | 96.93 |
| Commerce Bank & Trust | 4.33 | 1.85 | 3.39 | 99.07 |
| Mainstreet Community Bank Of Florida | 4.03 | 1.37 | 3.24 | 94.42 |
| First Bank | 3.98 | 1.62 | 2.99 | 95.80 |
| Bank Of Central Florida | 4.09 | 1.92 | 2.96 | 97.15 |
| The First National Bank Of Mount Dora | 3.32 | 0.71 | 2.92 | 98.62 |
| United Southern Bank | 3.37 | 0.78 | 2.85 | 101.76 |
| Citizens First Bank | 3.42 | 0.85 | 2.79 | 97.40 |
| Citizens Bank And Trust | 3.40 | 1.42 | 2.56 | 95.36 |
| Winter Park National Bank | 3.83 | 1.94 | 2.55 | 97.50 |
| Select Peer Average | 4.30 | 1.28 | 3.66 | 95.47 |