

# Axiom Bank, National Association

Maitland, FL

Established

1/1/1962

## Florida Bank and Thrift Performance Report

### Table of Contents

<b>Title</b>	<b>Page</b>
PEER GROUP POSITION	1
EXECUTIVE SUMMARY	2
SELECTED FINANCIAL DATA	3
SECURITIES COMPOSITION	4
LOAN PORTFOLIO COMPOSITION	5
LOAN PORTFOLIO QUALITY	6
DEPOSIT BASE COMPOSITION	7
INTEREST INCOME COMPOSITION	8
INTEREST EXPENSE COMPOSITION	9
NONINTEREST INCOME COMPOSITION	10
NONINTEREST EXPENSE COMPOSITION	11
PEER GROUP COMPARISONS REPORT	12-22

---

#### FLORIDA BANKING TEAM

Ted Hacker, Robert Brink, Steve Kania, David Ajvazi, Michael Squitieri, Erica Hines, Sacha Widmaier, Anthony Hagbartsen, Madeline Bogumil, Lauren Klindt, Phillip Berdeguer, Andrew Joyce, Dylan Frayne, Mai Tran, Meranda Joseph, Patricia Romero, Vanessa Hossler, Adam McCord, Allyson Wiitala, Jacob Ingram, Rachel Jean, Brendan Yosko, Martha Zubia, Stephanie Flores, Krishna Reddy

Information contained herein was obtained from FIS is believed to be reliable however, accuracy is not guaranteed and all peer and state averages are simple averages.

**PEER GROUP POSITION**  
**For the**  
**Central Florida Group**

**For the three months ended March 31, 2024**

Institution name	Total Assets (\$'000's)
Southstate Bank, National Association	45,127,613
Citizens First Bank	3,828,464
Crews Bank & Trust	2,189,810
Cogent Bank	1,861,049
Citizens Bank And Trust	1,313,139
Bank Of Central Florida	1,087,312
United Southern Bank	880,436
<b>Axiom Bank, National Association</b>	<b>873,749</b>
Winter Park National Bank	827,920
Mainstreet Community Bank Of Florida	788,555
First Bank	721,527
Heartland National Bank	715,955
Sunrise Bank	521,738
The First National Bank Of Mount Dora	397,544
First Colony Bank Of Florida	322,108
Surety Bank	204,609
Commerce Bank & Trust	177,758
First National Bank Of Wauchula	91,225

Institution name	Return on Avg Assets (%)
Surety Bank	2.75
Crews Bank & Trust	1.69
Heartland National Bank	1.54
First Colony Bank Of Florida	1.48
The First National Bank Of Mount Dora	1.36
Cogent Bank	1.24
First Bank	1.08
Southstate Bank, National Association	1.06
Bank Of Central Florida	1.05
Winter Park National Bank	0.95
Sunrise Bank	0.84
Citizens First Bank	0.72
Mainstreet Community Bank Of Florida	0.68
United Southern Bank	0.67
Citizens Bank And Trust	0.61
Commerce Bank & Trust	0.55
First National Bank Of Wauchula	0.45
<b>Axiom Bank, National Association</b>	<b>0.30</b>

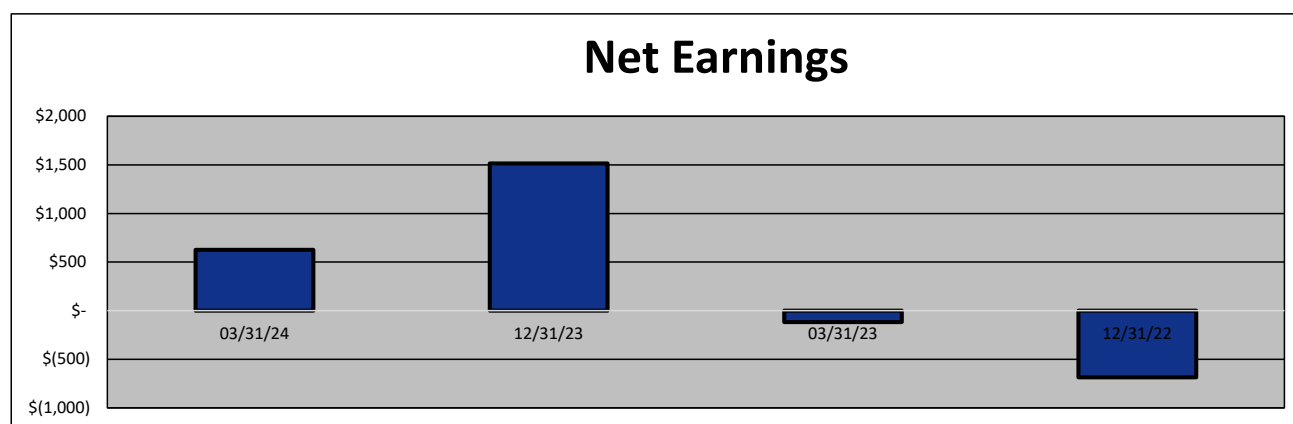
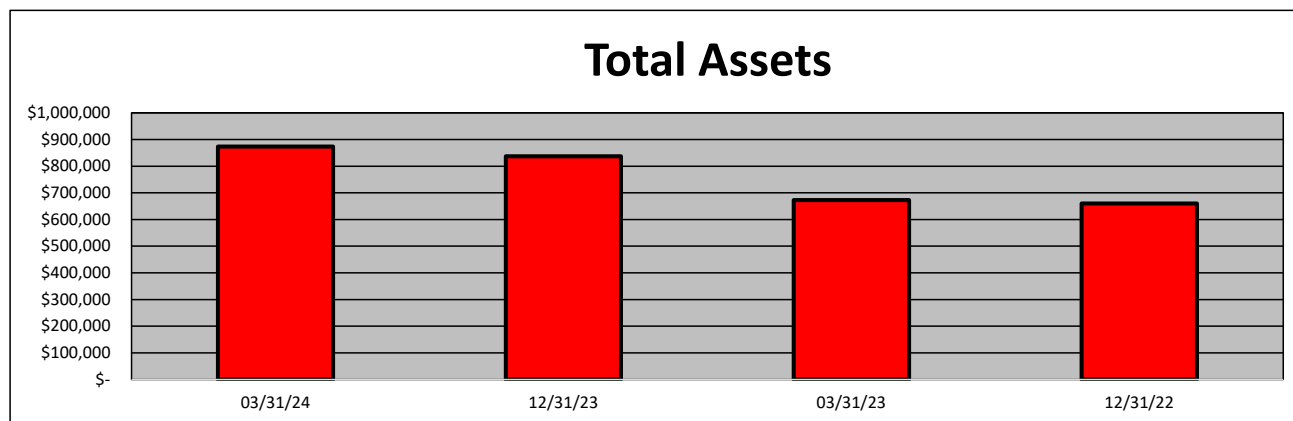
**EXECUTIVE SUMMARY - Axiom Bank, National Association**  
(Percentage)

Period Ending	03/31/24	12/31/23	03/31/23	12/31/22	State Avg.	Peer Avg.
<b>CAPITAL RATIOS</b>						
Equity/Assets	10.22	10.60	12.88	13.17	9.56	7.62
Leverage Ratio	10.58	10.72	13.05	13.01	10.76	9.43
Tier 1 Cap/Risk Based Assets	13.57	14.23	16.20	17.48	12.94	11.56
Risk Based Ratio	14.83	15.39	17.45	18.67	13.79	12.43
Common Equity Tier 1 Capital Ratio	13.57	14.23	16.20	17.48	12.90	11.56
<b>BALANCE SHEET RATIOS:</b>						
Loan/Deposit Ratio	77.45	78.40	87.91	78.67	73.91	64.20
Loans/Assets	66.70	67.03	69.08	67.18	62.12	57.04
Securities/Assets	6.64	5.80	7.13	10.22	20.01	26.74
<b>PROFITABILITY:</b>						
Return on Avg Assets	0.30	0.20	(0.07)	(0.11)	0.74	1.06
Return on Avg Equity	2.81	1.73	(0.54)	(0.76)	10.88	16.38
Nonint Income/Avg Assets	1.18	0.95	1.03	0.95	0.79	0.80
Net Overhead Ratio	3.06	3.81	4.06	3.93	2.13	1.68
Efficiency Ratio	79.80	93.33	97.30	109.28	73.35	63.99
Assets (per million) per Employee	6.24	5.89	4.16	4.37	10.38	9.34
<b>ASSET QUALITY:</b>						
Allowance/Loans	1.41	1.22	1.23	1.29	1.31	1.46
Nonperforming Loans/Total Loans	0.63	0.50	2.52	0.41	0.50	0.41
Nonperforming Assets/Total Assets	0.45	0.37	1.75	0.28	0.32	0.23
Adjusted Texas Ratio	4.07	3.27	12.76	2.00	3.59	5.01
<b>YIELDS &amp; COSTS:</b>						
Yield on earning assets	6.53	6.42	5.88	4.38	5.37	5.00
Cost of funds	3.79	3.08	1.96	0.87	3.00	2.67
Net interest margin	4.30	4.40	4.53	3.75	2.82	3.26
Avg Earning Assets/Avg Assets	96.11	94.52	92.82	93.81	95.76	95.10

**SELECTED FINANCIAL DATA - Axiom Bank, National Association**  
(Dollars in Thousands)

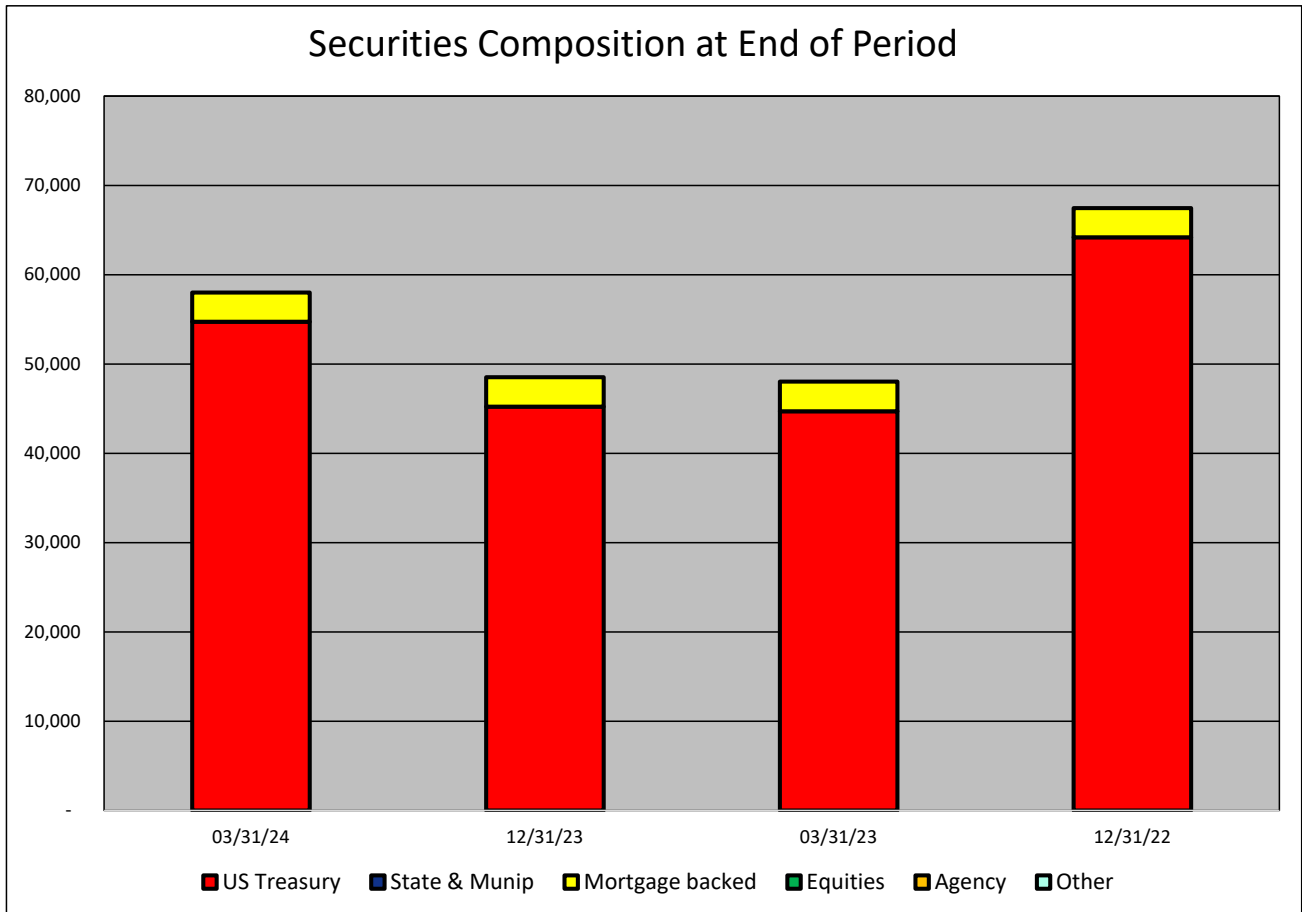
<b>As of:</b>	<b>03/31/24</b>	<b>12/31/23</b>	<b>03/31/23</b>	<b>12/31/22</b>	<b>\$ Change 12 MTHS</b>	<b>% Change 12 MTHS</b>
Total Assets	873,749	837,042	673,161	659,945	200,588	29.80
Cash and Equivalents	203,325	194,980	121,479	113,755	81,846	67.37
Securities	58,002	48,526	48,016	67,456	9,986	20.80
Loans, net	582,764	561,080	465,046	443,364	117,718	25.31
Deposit Accounts	752,466	715,696	528,993	563,549	223,473	42.24
Fed Funds & Repos	-	-	-	-	-	NA
Total Equity	89,318	88,755	86,719	86,905	2,599	3.00

<b>Period Ending</b>	<b>03/31/24</b>	<b>12/31/23</b>	<b>03/31/23</b>	<b>12/31/22</b>	<b>\$ Change 12 MTHS</b>	<b>% Change 12 MTHS</b>
Net Earnings	625	1,514	(117)	(687)	742	(634.19)
Interest Income	13,179	45,557	9,039	26,850	4,140	45.80
Interest Expense	4,500	14,354	2,078	3,868	2,422	116.55
Net Interest Income	8,679	31,203	6,961	22,982	1,718	24.68
Prov for Credit Losses	1,419	853	74	(1,247)	1,345	1,817.57
Noninterest income	2,474	7,141	1,699	6,185	775	45.62
Gain on Sale of Securities	-	236	-	-	-	NA
Noninterest Expense	8,900	35,787	8,426	31,874	474	5.63
Net Operating Income	834	1,704	160	(1,460)	674	421.25
Income Taxes	201	486	(38)	(773)	239	(628.95)



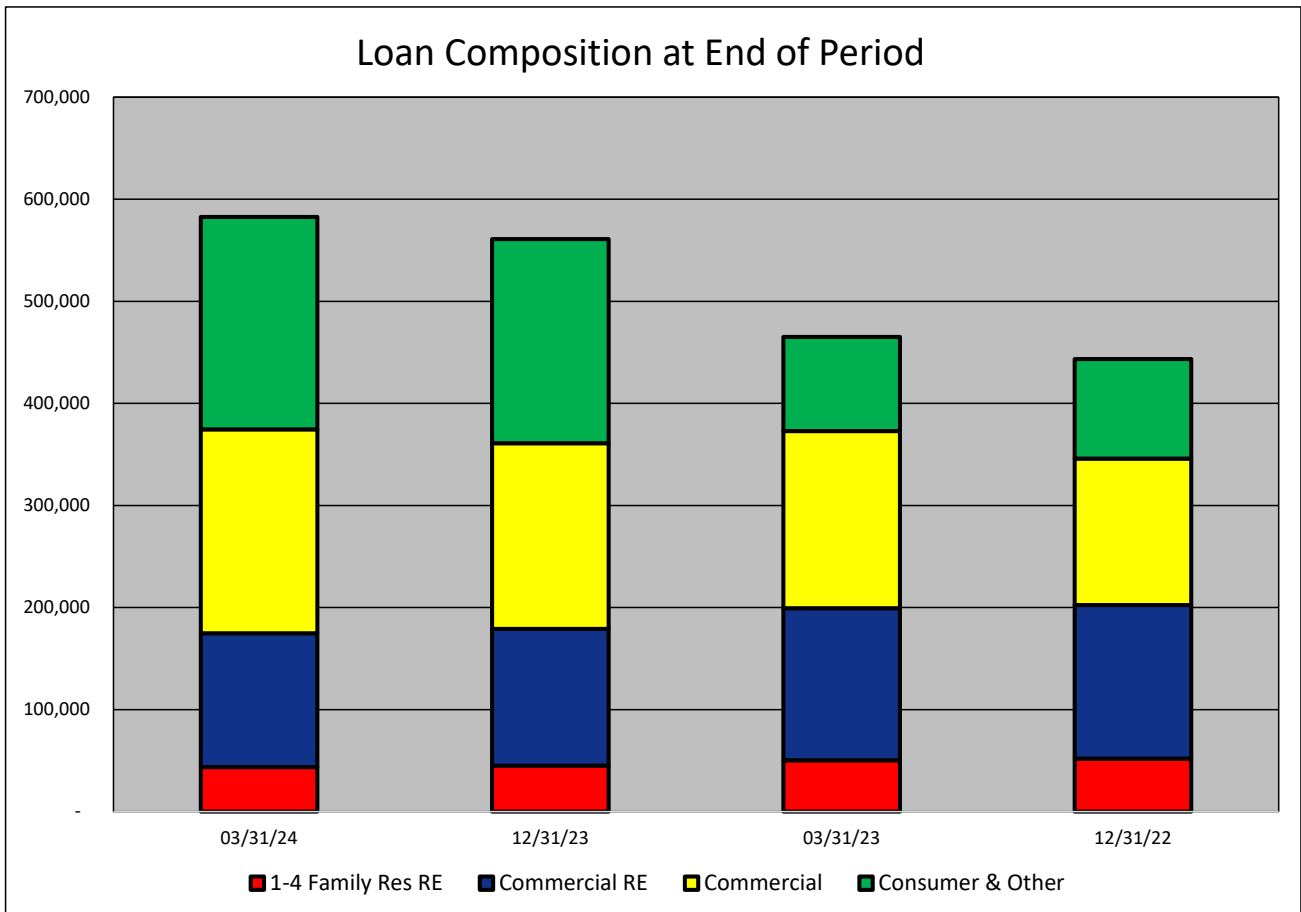
**SECURITIES COMPOSITION - Axiom Bank, National Association**  
(Dollars in Thousands)

As of:	03/31/24	12/31/23	03/31/23	12/31/22	\$ Change 12 MTHS	% Change 12 MTHS
<b>SECURITIES CATEGORY:</b>						
US Treasury	54,725	45,220	44,710	64,197	10,015	22.40
State & Munip	-	-	-	-	-	NA
Mortgage backed	3,277	3,306	3,306	3,259	(29)	(0.88)
Equities	-	-	-	-	-	NA
Agency	-	-	-	-	-	NA
Other	-	-	-	-	-	NA
<b>Total Securities</b>	<b>58,002</b>	<b>48,526</b>	<b>48,016</b>	<b>67,456</b>	<b>9,986</b>	<b>20.80</b>



**LOAN PORTFOLIO COMPOSITION - Axiom Bank, National Association**  
(Dollars in Thousands)

As of:	03/31/24	12/31/23	03/31/23	12/31/22	\$ Change 12 MTHS	% Change 12 MTHS
<b>LOAN CATEGORY:</b>						
1-4 Family Res RE	43,609	45,039	50,407	52,078	(6,798)	(13.49)
Commercial RE	131,159	134,042	148,886	150,361	(17,727)	(11.91)
Commercial	199,820	181,838	173,541	143,519	26,279	15.14
Consumer & Other	208,176	200,161	92,212	97,406	115,964	125.76
Loans, Net	582,764	561,080	465,046	443,364	117,718	25.31



**LOAN PORTFOLIO QUALITY - Axiom Bank, National Association**  
(Dollars in Thousands)

As of:	03/31/24	12/31/23	03/31/23	12/31/22	\$ Change 12 MTHS	% Change 12 MTHS
--------	----------	----------	----------	----------	----------------------	---------------------

**ALLOWANCE FOR CREDIT LOSSES (LOANS):**

Beginning Balance	6,831	5,712	5,712	6,947	1,119	19.59
Total Recoveries	28	621	27	455	1	3.70
Total Charge-offs	76	355	101	443	(25)	(24.75)
Provision Expense	1,419	853	74	(1,247)	1,345	1,817.57
Writedown Transfer Loans HFS	-	-	-	-	-	NA
Adjustments	-	-	-	-	-	NA
Ending Balance	8,202	6,831	5,712	5,712	2,490	43.59

**NON-PERFORMING ASSETS:**

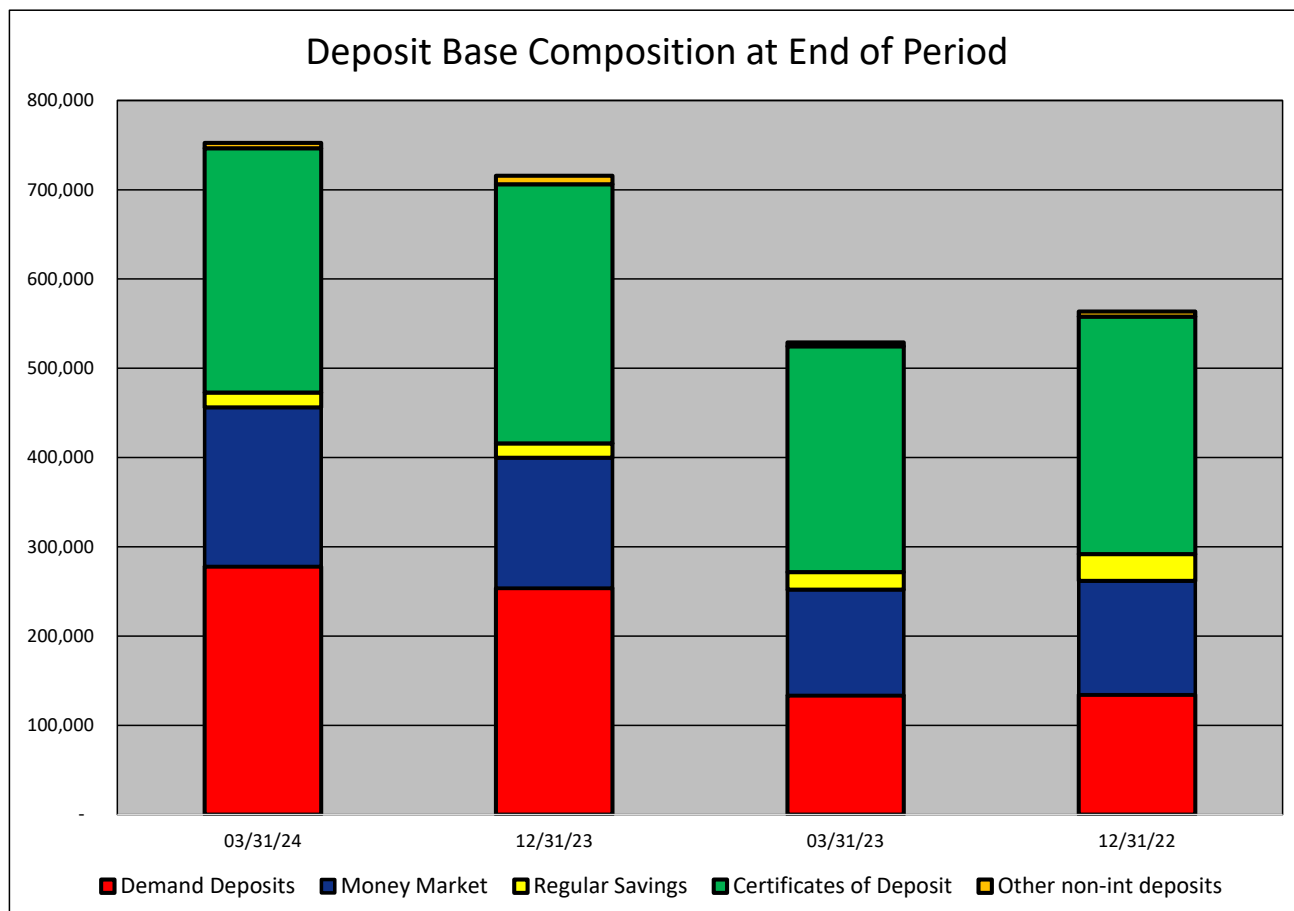
Total-90+ Days Past Due	-	-	-	-	-	NA
Total-Nonaccrual	3,666	2,822	11,728	1,824	(8,062)	(68.74)
Foreclosed Real Estate	104	104	52	-	52	100.00
Total Non-perf Assets	3,770	2,926	11,780	1,824	(8,010)	(68.00)

**DEPOSIT BASE COMPOSITION - Axiom Bank, National Association**  
(Dollars in Thousands)

As of:	03/31/24	12/31/23	03/31/23	12/31/22	\$ Change 12 MTHS	% Change 12 MTHS
--------	----------	----------	----------	----------	----------------------	---------------------

**DEPOSIT BASE CATEGORY:**

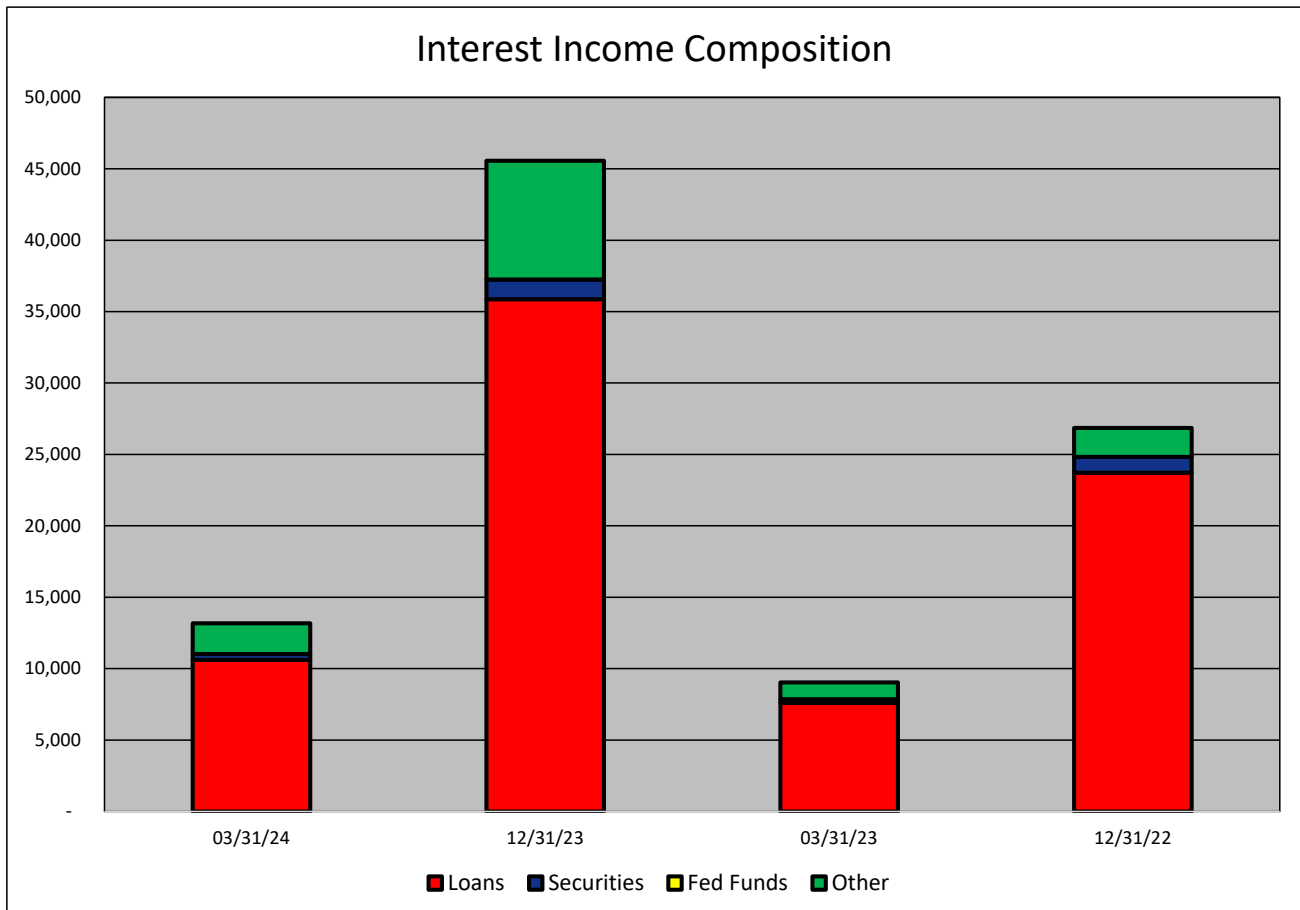
Demand Deposits	278,026	253,702	133,358	134,169	144,668	108.48
Money Market	178,156	146,120	118,602	127,788	59,554	50.21
Regular Savings	16,573	15,959	19,680	29,832	(3,107)	(15.79)
Certificates of Deposit	273,604	290,349	252,867	265,937	20,737	8.20
Other non-int deposits	6,107	9,566	4,486	5,823	1,621	36.13
<b>Total Deposits</b>	<b>752,466</b>	<b>715,696</b>	<b>528,993</b>	<b>563,549</b>	<b>223,473</b>	<b>42.24</b>





**INTEREST INCOME COMPOSITION- Axiom Bank, National Association**  
(Dollars in Thousands)

As of:	03/31/24	12/31/23	03/31/23	12/31/22	\$ Change 12 MTHS	% Change 12 MTHS
<b>INTEREST INCOME CATEGORY</b>						
Loans	10,615	35,866	7,611	23,728	3,004	39.47
Securities	416	1,390	241	1,099	175	72.61
Fed Funds	-	-	-	-	-	NA
Other	2,148	8,301	1,187	2,023	961	80.96
<b>Total Int Income</b>	<b>13,179</b>	<b>45,557</b>	<b>9,039</b>	<b>26,850</b>	<b>4,140</b>	<b>45.80</b>

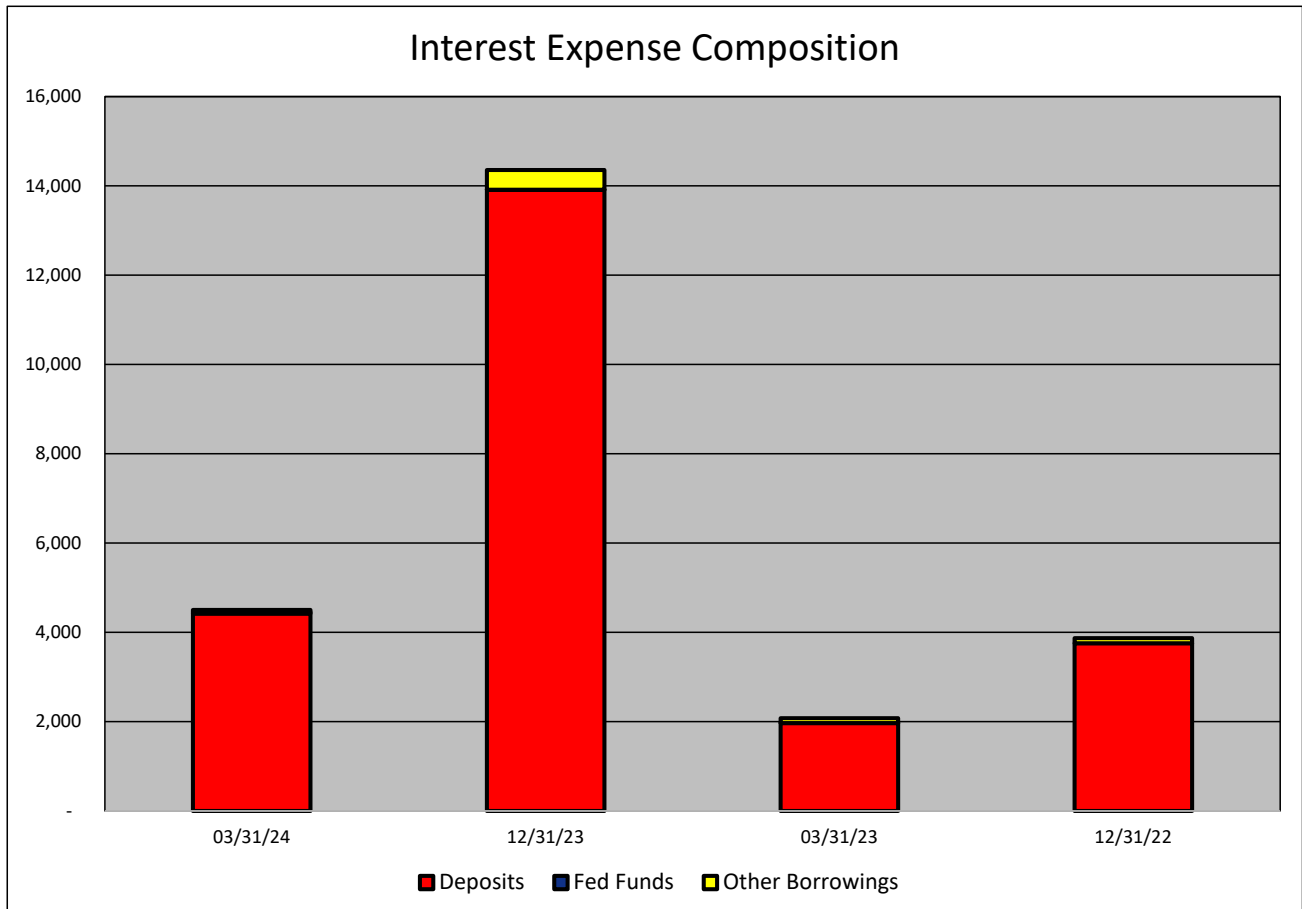


**INTEREST EXPENSE COMPOSITION- Axiom Bank, National Association**  
(Dollars in Thousands)

As of:	03/31/24	12/31/23	03/31/23	12/31/22	\$ Change 12 MTHS	% Change 12 MTHS
--------	----------	----------	----------	----------	----------------------	---------------------

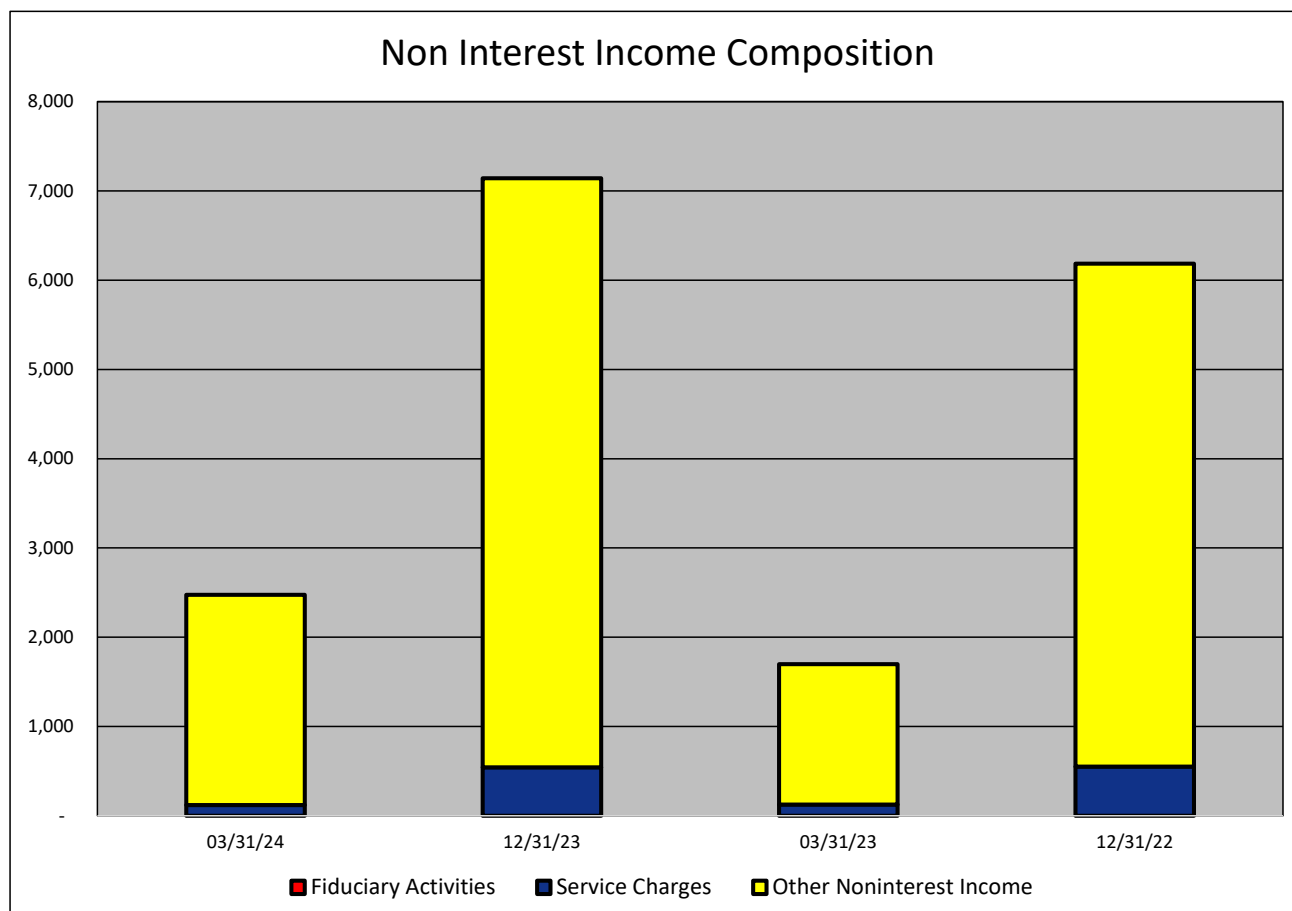
**INTEREST EXPENSE CATEGORY**

Deposits	4,423	13,915	1,967	3,758	2,456	124.86
Fed Funds	30	1	1	-	29	2,900.00
Other Borrowings	47	438	110	110	(63)	(57.27)
<b>Total Int Expense</b>	<b>4,500</b>	<b>14,354</b>	<b>2,078</b>	<b>3,868</b>	<b>2,422</b>	<b>116.55</b>



**NONINTEREST INCOME COMPOSITION- Axiom Bank, National Association**  
(Dollars in Thousands)

As of:	03/31/24	12/31/23	03/31/23	12/31/22	\$ Change 12 MTHS	% Change 12 MTHS
<b>NONINTEREST INCOME CATEGORY</b>						
Fiduciary Activities	-	-	-	-	-	NA
Service Charges	120	542	125	551	(5)	(4.00)
Other Noninterest Income	2,354	6,599	1,574	5,634	780	49.56
<b>Total Nonint. Income</b>	<b>2,474</b>	<b>7,141</b>	<b>1,699</b>	<b>6,185</b>	<b>775</b>	<b>45.62</b>

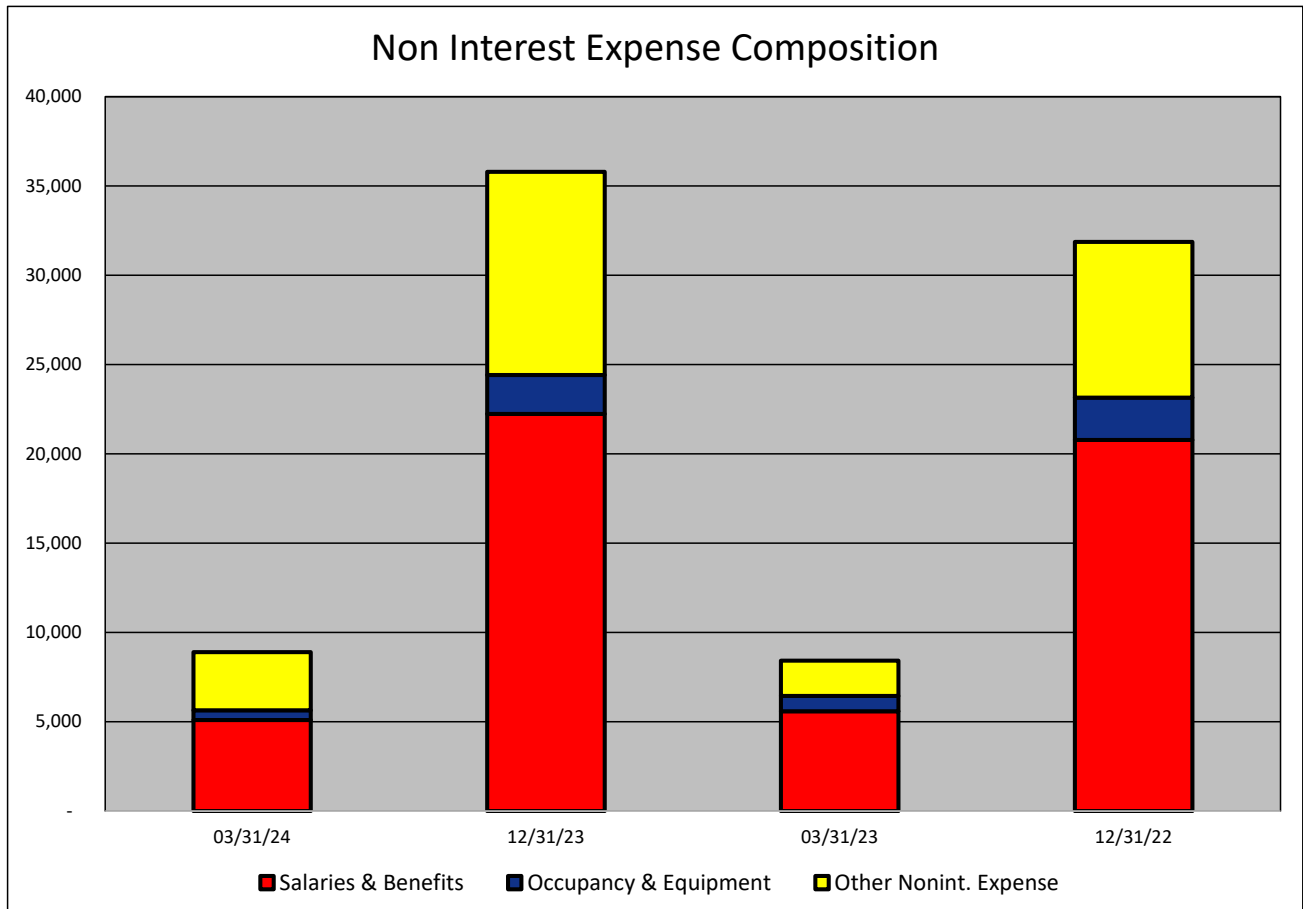


**NONINTEREST EXPENSE COMPOSITION- Axiom Bank, National Association**  
(Dollars in Thousands)

As of:	03/31/24	12/31/23	03/31/23	12/31/22	\$ Change 12 MTHS	% Change 12 MTHS
--------	----------	----------	----------	----------	----------------------	---------------------

**NONINTEREST EXPENSE CATEGORY**

Salaries & Benefits	5,094	22,230	5,588	20,780	(494)	(8.84)
Occupancy & Equipment	550	2,192	858	2,362	(308)	(35.90)
Other Nonint. Expense	3,256	11,365	1,980	8,732	1276	64.44
<b>Total Nonint. Expense</b>	<b>8,900</b>	<b>35,787</b>	<b>8,426</b>	<b>31,874</b>	<b>474</b>	<b>5.63</b>



**PEER GROUP COMPARISONS REPORT**  
**Central Florida Group**

BALANCE SHEET

Institution name	Total Assets \$'000		% Change in Assets
	This Year	Last Year	
Crews Bank & Trust	2,189,810	903,798	<b>142.29</b>
Axiom Bank, National Association	873,749	673,161	<b>29.80</b>
Cogent Bank	1,861,049	1,538,946	<b>20.93</b>
First Colony Bank Of Florida	322,108	278,478	<b>15.67</b>
Winter Park National Bank	827,920	717,750	<b>15.35</b>
Commerce Bank & Trust	177,758	159,450	<b>11.48</b>
Sunrise Bank	521,738	469,766	<b>11.06</b>
Surety Bank	204,609	194,892	<b>4.99</b>
First National Bank Of Wauchula	91,225	88,168	<b>3.47</b>
Mainstreet Community Bank Of Florida	788,555	765,869	<b>2.96</b>
Citizens First Bank	3,828,464	3,742,550	<b>2.30</b>
The First National Bank Of Mount Dora	397,544	389,434	<b>2.08</b>
Bank Of Central Florida	1,087,312	1,074,023	<b>1.24</b>
Southstate Bank, National Association	45,127,613	44,902,537	<b>0.50</b>
Citizens Bank And Trust	1,313,139	1,329,359	<b>(1.22)</b>
First Bank	721,527	732,456	<b>(1.49)</b>
Heartland National Bank	715,955	747,606	<b>(4.23)</b>
United Southern Bank	880,436	929,534	<b>(5.28)</b>
<b>Select Peer Average</b>	<b>3,440,584</b>	<b>3,313,210</b>	<b>13.99</b>

**PEER GROUP COMPARISONS REPORT**  
**Central Florida Group**

BALANCE SHEET

Institution name	Total Loans \$000		% Change in Loans
	This Year	Last Year	
Crews Bank & Trust	1,174,657	555,849	<b>111.33</b>
Axiom Bank, National Association	582,764	465,046	<b>25.31</b>
Cogent Bank	1,524,626	1,272,481	<b>19.82</b>
Bank Of Central Florida	746,939	637,339	<b>17.20</b>
The First National Bank Of Mount Dora	121,460	107,842	<b>12.63</b>
Sunrise Bank	413,784	370,928	<b>11.55</b>
Winter Park National Bank	440,034	394,592	<b>11.52</b>
Commerce Bank & Trust	126,295	113,616	<b>11.16</b>
Citizens Bank And Trust	719,387	647,494	<b>11.10</b>
First Bank	428,567	390,000	<b>9.89</b>
United Southern Bank	377,041	345,323	<b>9.19</b>
Mainstreet Community Bank Of Florida	524,216	486,019	<b>7.86</b>
Southstate Bank, National Association	32,723,863	30,723,431	<b>6.51</b>
Citizens First Bank	1,293,951	1,229,004	<b>5.28</b>
First Colony Bank Of Florida	178,616	170,284	<b>4.89</b>
Surety Bank	82,653	78,894	<b>4.76</b>
Heartland National Bank	156,965	150,657	<b>4.19</b>
First National Bank Of Wauchula	67,668	65,968	<b>2.58</b>

<b>Select Peer Average</b>	2,315,749	2,122,487	15.93
----------------------------	-----------	-----------	-------

**PEER GROUP COMPARISONS REPORT**  
*Central Florida Group*

**CAPITAL RATIOS**  
For the three months ended March 31, 2024

Institution name	Equity/ Assets	Leverage Ratio	Tier 1 Risk- based Ratio	Risk based Capital Ratio	Common Equity Tier 1 Capital Ratio
Citizens First Bank	9.75	<b>12.68</b>	18.44	19.35	18.44
Surety Bank	9.23	<b>11.76</b>	23.88	24.93	23.88
The First National Bank Of Mount Dora	7.78	<b>11.37</b>	16.17	17.06	16.17
First National Bank Of Wauchula	9.23	<b>10.62</b>	0.00	0.00	0.00
<b>Axiom Bank, National Association</b>	<b>10.22</b>	<b>10.58</b>	<b>13.57</b>	<b>14.83</b>	<b>13.57</b>
Crews Bank & Trust	10.22	<b>10.44</b>	0.00	0.00	0.00
Southstate Bank, National Association	12.83	<b>10.14</b>	12.66	13.99	12.66
Mainstreet Community Bank Of Florida	7.15	<b>9.13</b>	0.00	0.00	0.00
Sunrise Bank	7.53	<b>9.12</b>	0.00	0.00	0.00
First Bank	8.18	<b>9.09</b>	14.44	15.70	14.44
Commerce Bank & Trust	5.56	<b>8.98</b>	12.47	13.72	12.47
Heartland National Bank	7.78	<b>8.76</b>	24.40	25.45	24.40
First Colony Bank Of Florida	7.43	<b>8.73</b>	12.61	13.87	12.61
United Southern Bank	3.92	<b>8.44</b>	15.97	17.22	15.97
Cogent Bank	7.83	<b>8.05</b>	9.56	10.68	9.56
Bank Of Central Florida	6.42	<b>7.96</b>	11.32	12.22	11.32
Citizens Bank And Trust	1.05	<b>7.34</b>	12.24	13.14	12.24
Winter Park National Bank	5.06	<b>6.49</b>	10.42	11.61	10.42

<b>Select Peer Average</b>	7.62	9.43	11.56	12.43	11.56
----------------------------	------	------	-------	-------	-------

**PEER GROUP COMPARISONS REPORT**  
*Central Florida Group*

**BALANCE SHEET RATIOS**  
For the three months ended March 31, 2024

Institution name	Loans/ Deposits	Gross Loans/ Assets	Securities/ Assets
Cogent Bank	91.01	81.92	14.79
Sunrise Bank	89.89	79.31	15.47
Southstate Bank, National Association	87.70	72.51	15.61
First National Bank Of Wauchula	85.63	74.18	6.23
Commerce Bank & Trust	79.47	71.05	16.24
Axiom Bank, National Association	77.45	66.70	6.64
Bank Of Central Florida	74.09	68.70	18.65
Mainstreet Community Bank Of Florida	73.80	66.48	23.89
First Bank	65.20	59.40	26.41
Winter Park National Bank	64.98	53.15	29.15
First Colony Bank Of Florida	60.26	55.45	16.14
Crews Bank & Trust	60.15	53.64	28.53
Citizens Bank And Trust	56.50	54.78	41.40
United Southern Bank	47.89	42.82	42.33
Surety Bank	44.56	40.40	15.91
Citizens First Bank	39.08	33.80	58.29
The First National Bank Of Mount Dora	33.46	30.55	54.66
Heartland National Bank	24.53	21.92	50.97

<b>Select Peer Average</b>	64.20	57.04	26.74
----------------------------	-------	-------	-------



**PEER GROUP COMPARISONS REPORT**  
*Central Florida Group*

**PROFITABILITY RATIOS**  
For the three months ended March 31, 2024

Institution name	Avg Total Assets (\$000)	Return on Avg Assets	Return on Avg Equity
Surety Bank	205,292	<b>2.75</b>	30.00
Crews Bank & Trust	2,149,192	<b>1.69</b>	16.57
Heartland National Bank	718,614	<b>1.54</b>	20.46
First Colony Bank Of Florida	299,549	<b>1.48</b>	18.36
The First National Bank Of Mount Dora	370,759	<b>1.36</b>	16.37
Cogent Bank	1,831,928	<b>1.24</b>	15.99
First Bank	721,760	<b>1.08</b>	13.27
Southstate Bank, National Association	45,814,943	<b>1.06</b>	8.39
Bank Of Central Florida	1,110,765	<b>1.05</b>	16.47
Winter Park National Bank	818,680	<b>0.95</b>	18.49
Sunrise Bank	514,531	<b>0.84</b>	11.12
Citizens First Bank	3,857,280	<b>0.72</b>	7.43
Mainstreet Community Bank Of Florida	788,695	<b>0.68</b>	9.55
United Southern Bank	946,411	<b>0.67</b>	18.06
Citizens Bank And Trust	1,416,382	<b>0.61</b>	57.25
Commerce Bank & Trust	170,944	<b>0.55</b>	9.45
First National Bank Of Wauchula	90,060	<b>0.45</b>	4.84
Axiom Bank, National Association	839,916	<b>0.30</b>	2.81

<b>Select Peer Average</b>	3,481,428	1.06	16.38
----------------------------	-----------	------	-------

**PEER GROUP COMPARISONS REPORT**  
*Central Florida Group*

**PROFITABILITY RATIOS**  
For the three months ended March 31, 2024

Institution name	Noninterest Income/AA	Net Overhead Ratio	Efficiency Ratio	Assets (per million) per Employee
Heartland National Bank	0.24	1.20	<b>41.24</b>	13.02
Winter Park National Bank	0.07	1.00	<b>44.95</b>	28.55
First Colony Bank Of Florida	0.10	1.63	<b>52.02</b>	16.95
Surety Bank	3.46	(0.08)	<b>54.04</b>	5.38
Citizens First Bank	0.61	1.03	<b>54.94</b>	9.84
Bank Of Central Florida	0.23	1.74	<b>57.50</b>	10.98
Cogent Bank	0.74	1.94	<b>58.10</b>	8.62
Crews Bank & Trust	0.86	1.75	<b>58.56</b>	6.07
Southstate Bank, National Association	0.69	1.53	<b>58.90</b>	8.71
First Bank	0.87	1.65	<b>62.96</b>	7.01
The First National Bank Of Mount Dora	3.18	0.68	<b>67.79</b>	5.03
Sunrise Bank	0.07	2.11	<b>69.63</b>	8.84
United Southern Bank	0.56	1.68	<b>70.67</b>	5.64
Mainstreet Community Bank Of Florida	0.33	2.07	<b>73.71</b>	7.81
Commerce Bank & Trust	0.18	1.82	<b>76.69</b>	9.36
<b>Axiom Bank, National Association</b>	<b>1.18</b>	<b>3.06</b>	<b>79.80</b>	<b>6.24</b>
Citizens Bank And Trust	0.69	1.67	<b>80.42</b>	6.73
First National Bank Of Wauchula	0.37	3.70	<b>89.83</b>	3.38

<b>Select Peer Average</b>	0.80	1.68	63.99	9.34
----------------------------	------	------	-------	------

**PEER GROUP COMPARISONS REPORT**  
*Central Florida Group*

**ASSET QUALITY RATIOS**  
For the three months ended March 31, 2024

Institution name	Allowance/ Loans	Nonperf Loans/ Total Loans	Nonperf Assets/ Total Assets	Adjusted Texas Ratio
Commerce Bank & Trust	1.41	0.00	<b>0.00</b>	0.00
First Colony Bank Of Florida	1.72	0.00	<b>0.00</b>	0.00
Mainstreet Community Bank Of Florida	1.15	0.00	<b>0.00</b>	0.00
Sunrise Bank	1.24	0.00	<b>0.00</b>	0.00
Bank Of Central Florida	0.93	0.02	<b>0.01</b>	0.20
Crews Bank & Trust	1.72	0.03	<b>0.02</b>	0.16
Citizens First Bank	1.62	0.13	<b>0.04</b>	0.40
First Bank	1.64	0.13	<b>0.07</b>	0.51
The First National Bank Of Mount Dora	1.68	0.27	<b>0.08</b>	1.01
Surety Bank	1.28	0.45	<b>0.18</b>	1.89
Heartland National Bank	1.55	0.87	<b>0.19</b>	2.34
United Southern Bank	2.52	0.46	<b>0.20</b>	3.92
Southstate Bank, National Association	1.44	0.53	<b>0.39</b>	2.69
<b>Axiom Bank, National Association</b>	<b>1.41</b>	<b>0.63</b>	<b>0.45</b>	<b>4.07</b>
Winter Park National Bank	1.34	0.85	<b>0.45</b>	7.78
First National Bank Of Wauchula	1.48	0.75	<b>0.56</b>	5.40
Cogent Bank	1.09	0.70	<b>0.57</b>	6.59
Citizens Bank And Trust	1.01	1.56	<b>0.85</b>	53.27

<b>Select Peer Average</b>	1.46	0.41	0.23	5.01
----------------------------	------	------	------	------

**PEER GROUP COMPARISONS REPORT**  
*Central Florida Group*

**STATEMENT OF CONDITION (% OF ASSETS)**  
**For the three months ended March 31, 2024**

Institution name	Cash & Nointerest bearing Deps	Interest- bearing Bal	Fed Funds Sold & Repos	Held to Maturity Secs	Available for Sale Secs
Surety Bank	<b>27.58</b>	12.25	0.00	0.00	15.91
First National Bank Of Wauchula	<b>5.21</b>	10.06	0.00	0.00	6.23
First Bank	<b>2.42</b>	6.53	1.53	0.00	26.41
Commerce Bank & Trust	<b>1.54</b>	8.46	0.00	0.00	16.24
Winter Park National Bank	<b>1.26</b>	14.93	0.00	18.42	10.73
Southstate Bank, National Association	<b>1.06</b>	1.62	0.00	5.42	10.19
United Southern Bank	<b>1.00</b>	8.97	0.00	1.13	41.20
Mainstreet Community Bank Of Florida	<b>0.99</b>	3.67	0.05	0.00	23.89
<b>Axiom Bank, National Association</b>	<b>0.92</b>	<b>22.35</b>	<b>0.00</b>	<b>0.00</b>	<b>6.64</b>
First Colony Bank Of Florida	<b>0.73</b>	27.57	0.00	9.57	6.57
Crews Bank & Trust	<b>0.70</b>	16.18	0.00	21.40	7.13
Heartland National Bank	<b>0.68</b>	23.94	0.00	0.00	50.97
Citizens First Bank	<b>0.62</b>	0.17	3.85	0.00	58.29
The First National Bank Of Mount Dora	<b>0.53</b>	8.49	0.00	0.00	54.66
Bank Of Central Florida	<b>0.47</b>	8.98	0.00	0.00	18.65
Sunrise Bank	<b>0.46</b>	2.90	0.00	0.96	14.52
Citizens Bank And Trust	<b>0.33</b>	0.85	0.00	0.00	41.40
Cogent Bank	<b>0.17</b>	2.52	0.00	0.00	14.79

<b>Select Peer Average</b>	<b>2.59</b>	<b>10.02</b>	<b>0.30</b>	<b>3.16</b>	<b>23.58</b>
----------------------------	-------------	--------------	-------------	-------------	--------------

**PEER GROUP COMPARISONS REPORT**  
*Central Florida Group*

**STATEMENT OF CONDITION (% OF ASSETS)**  
**For the three months ended March 31, 2024**

Institution name	Net Loans & Leases	Premises & Fixed Assets	Total Real Estate Owned	Intangible Assets
Cogent Bank	<b>80.97</b>	0.27	0.00	0.09
Sunrise Bank	<b>78.33</b>	1.77	0.00	0.00
First National Bank Of Wauchula	<b>73.08</b>	1.33	0.00	0.00
Southstate Bank, National Association	<b>71.35</b>	1.16	0.00	4.64
Commerce Bank & Trust	<b>70.04</b>	0.25	0.00	0.00
Bank Of Central Florida	<b>68.05</b>	1.46	0.00	0.02
<b>Axiom Bank, National Association</b>	<b>65.76</b>	<b>1.29</b>	<b>0.01</b>	<b>0.13</b>
Mainstreet Community Bank Of Florida	<b>65.64</b>	2.14	0.00	0.01
First Bank	<b>58.42</b>	1.99	0.00	0.00
First Colony Bank Of Florida	<b>54.50</b>	0.40	0.00	0.00
Citizens Bank And Trust	<b>54.23</b>	1.41	0.00	0.00
Crews Bank & Trust	<b>52.72</b>	1.25	0.00	0.00
Winter Park National Bank	<b>52.44</b>	0.34	0.00	0.00
United Southern Bank	<b>41.75</b>	1.19	0.00	0.00
Surety Bank	<b>39.88</b>	0.93	0.00	0.00
Citizens First Bank	<b>32.85</b>	1.41	0.00	0.43
The First National Bank Of Mount Dora	<b>30.04</b>	0.95	0.00	0.00
Heartland National Bank	<b>21.57</b>	0.57	0.00	0.00

<b>Select Peer Average</b>	56.20	1.12	0.00	0.30
----------------------------	-------	------	------	------

**PEER GROUP COMPARISONS REPORT**  
*Central Florida Group*

**STATEMENT OF CONDITION (% OF TOTAL FUNDING SOURCES)**  
**For the three months ended March 31, 2024**

Institution name	Non Interest Bearing Deps	Interest Bearing Deps	Total Deps	Total Fed Funds & Repos	Other Borrowed Money
United Southern Bank	55.25	38.78	94.03	0.00	5.97
Crews Bank & Trust	42.81	57.00	99.81	0.18	0.00
The First National Bank Of Mount Dora	41.89	58.11	100.00	0.00	0.00
Surety Bank	40.06	59.94	100.00	0.00	0.00
First Bank	36.57	63.43	100.00	0.00	0.00
Citizens Bank And Trust	35.46	63.59	99.05	0.95	0.00
Axiom Bank, National Association	35.13	61.65	96.78	0.00	3.22
Bank Of Central Florida	32.75	67.25	100.00	0.00	0.00
Mainstreet Community Bank Of Florida	32.18	65.62	97.80	0.00	2.20
First Colony Bank Of Florida	31.95	68.05	100.00	0.00	0.00
Commerce Bank & Trust	31.24	64.42	95.65	2.54	1.81
Southstate Bank, National Association	28.21	70.32	98.53	1.46	0.01
First National Bank Of Wauchula	27.93	69.60	97.53	0.00	2.47
Sunrise Bank	26.46	69.98	96.44	0.00	3.56
Heartland National Bank	25.50	72.31	97.80	2.20	0.00
Cogent Bank	25.03	73.21	98.24	0.00	1.76
Winter Park National Bank	22.49	64.21	86.70	0.49	12.80
Citizens First Bank	17.42	79.35	96.76	3.24	0.00

<b>Select Peer Average</b>	32.68	64.82	97.51	0.61	1.88
----------------------------	-------	-------	-------	------	------

**PEER GROUP COMPARISONS REPORT**  
*Central Florida Group*

**YIELDS, COSTS & SPREADS - ASSET YIELDS**  
For the three months ended March 31, 2024

Institution name	Yield on Earning Assets	Cost of Funds	Net Interest Margin	Avg Earning Assets/AA
First National Bank Of Wauchula	6.23	2.63	<b>4.47</b>	92.80
Axiom Bank, National Association	6.53	3.79	<b>4.30</b>	96.11
Cogent Bank	6.60	4.05	<b>3.85</b>	99.34
Surety Bank	6.11	3.22	<b>3.83</b>	69.59
Crews Bank & Trust	4.79	2.28	<b>3.62</b>	98.35
Southstate Bank, National Association	4.96	2.38	<b>3.35</b>	91.11
Heartland National Bank	4.85	2.14	<b>3.35</b>	96.94
First Bank	4.66	2.20	<b>3.30</b>	94.27
Bank Of Central Florida	4.91	2.57	<b>3.28</b>	97.19
First Colony Bank Of Florida	4.94	2.05	<b>3.14</b>	99.04
Sunrise Bank	5.68	3.77	<b>3.12</b>	98.11
Mainstreet Community Bank Of Florida	4.60	2.34	<b>3.10</b>	94.27
United Southern Bank	3.87	1.26	<b>2.68</b>	96.53
Commerce Bank & Trust	4.98	3.58	<b>2.41</b>	98.89
Winter Park National Bank	4.75	3.23	<b>2.37</b>	97.70
Citizens First Bank	4.03	1.91	<b>2.35</b>	97.45
The First National Bank Of Mount Dora	3.66	2.23	<b>2.34</b>	97.49
Citizens Bank And Trust	3.82	2.46	<b>2.30</b>	96.65
<b>Select Peer Average</b>	5.00	2.67	3.26	95.10