

# Axiom Bank, National Association

Maitland, FL

Established

1/1/1962

## Florida Bank and Thrift Performance Report

### Table of Contents

<b>Title</b>	<b>Page</b>
PEER GROUP POSITION	1
EXECUTIVE SUMMARY	2
SELECTED FINANCIAL DATA	3
SECURITIES COMPOSITION	4
LOAN PORTFOLIO COMPOSITION	5
LOAN PORTFOLIO QUALITY	6
DEPOSIT BASE COMPOSITION	7
INTEREST INCOME COMPOSITION	8
INTEREST EXPENSE COMPOSITION	9
NONINTEREST INCOME COMPOSITION	10
NONINTEREST EXPENSE COMPOSITION	11
PEER GROUP COMPARISONS REPORT	12-22

#### **FLORIDA BANKING TEAM**

Ed Hacker, Robert Brink, Ted Hacker, Steve Kania, David Ajvazi, Michael Squitieri, Erica Hines, Sacha Widmaier, Kristen Moroso, Anthony Hagbartsen, Matthew Hanley, Jordan Augustyniak, Madeline Bogumil, Natalie Filippone, Lauren Klindt, Phillip Berdeguer, Andrew Joyce, Dylan Frayne, Mai Tran, Meranda Joseph, Patricia Romero, Vanessa Hossler, Adam McCord

Information contained herein was obtained from FIS is believed to be reliable however, accuracy is not guaranteed and all peer and state averages are simple averages.

**PEER GROUP POSITION**

**For the  
Central Florida Group**

**For the six months June 30, 2022**

Institution name	Total Assets (\$'000's)
Southstate Bank, National Association	46,193,356
Citizens First Bank	4,013,943
Citizens Bank And Trust	1,292,093
Cogent Bank	1,245,824
Wauchula State Bank	982,248
Bank Of Central Florida	965,730
United Southern Bank	858,678
Mainstreet Community Bank Of Florida	804,904
Winter Park National Bank	751,511
Heartland National Bank	720,396
First Bank	654,961
<b>Axiom Bank, National Association</b>	<b>649,853</b>
Sunrise Bank	437,804
The First National Bank Of Mount Dora	413,915
First Colony Bank Of Florida	302,332
Crews Bank & Trust	221,133
Surety Bank	215,833
Commerce Bank & Trust	173,873
First National Bank Of Wauchula	88,243

Institution name	Return on Avg Assets (%)
Surety Bank	2.91
Wauchula State Bank	1.60
First Colony Bank Of Florida	1.59
Winter Park National Bank	1.43
The First National Bank Of Mount Dora	1.22
Citizens First Bank	1.15
Southstate Bank, National Association	1.03
First Bank	1.01
Citizens Bank And Trust	1.00
Cogent Bank	0.94
Sunrise Bank	0.93
United Southern Bank	0.93
Mainstreet Community Bank Of Florida	0.85
Bank Of Central Florida	0.77
Crews Bank & Trust	0.72
Commerce Bank & Trust	0.58
First National Bank Of Wauchula	0.53
Heartland National Bank	0.52
<b>Axiom Bank, National Association</b>	<b>0.41</b>

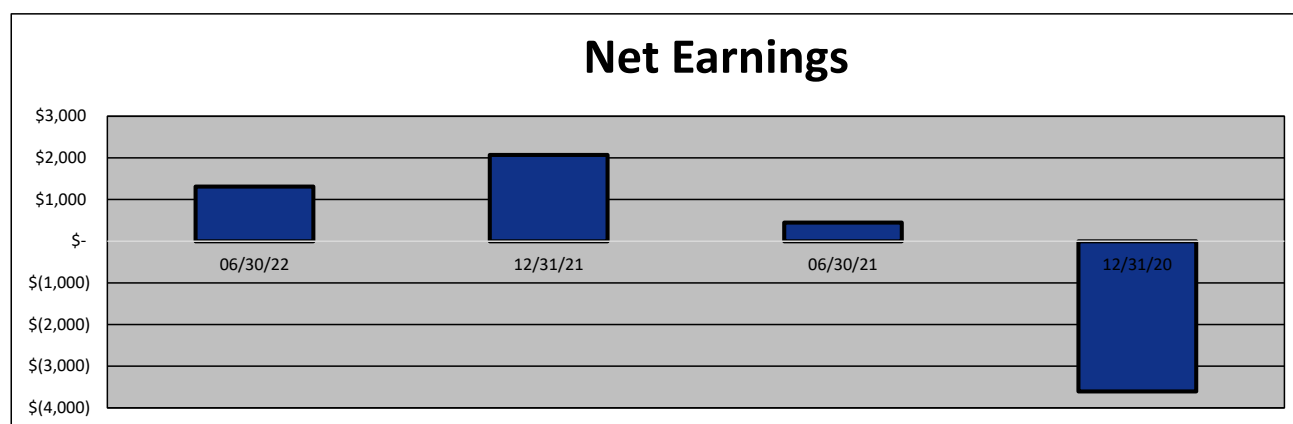
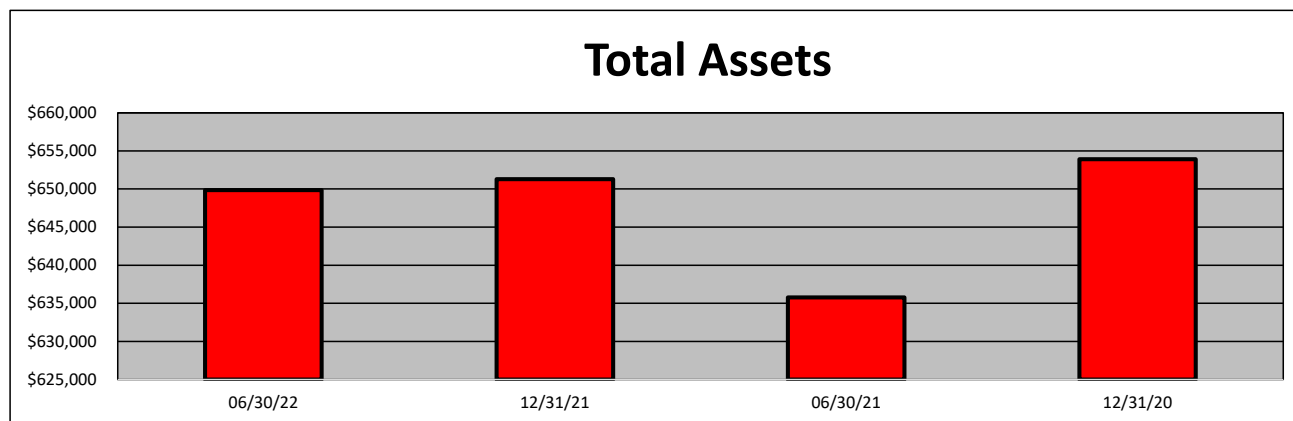
**EXECUTIVE SUMMARY - Axiom Bank, National Association**  
(Percentage)

<b>Period Ending</b>	<b>06/30/22</b>	<b>12/31/21</b>	<b>06/30/21</b>	<b>12/31/20</b>	<b>State Avg.</b>	<b>Peer Avg.</b>
<b>CAPITAL RATIOS</b>						
Equity/Assets	13.72	15.27	15.40	14.90	10.08	7.20
Leverage Ratio	13.85	13.91	13.05	12.59	10.09	8.89
Tier 1 Cap/Risk Based Assets	19.18	18.66	17.56	16.16	16.44	12.01
Risk Based Ratio	20.35	19.91	18.81	17.41	17.29	12.84
Common Equity Tier 1 Capital Ratio	19.18	18.66	17.56	16.16	16.42	12.01
<b>BALANCE SHEET RATIOS:</b>						
Loan/Deposit Ratio	79.03	82.68	95.48	94.16	64.07	55.21
Loans/Assets	66.49	68.25	78.90	78.30	52.71	49.88
Securities/Assets	17.34	1.52	0.47	0.00	17.27	29.46
<b>PROFITABILITY:</b>						
Return on Avg Assets	0.41	0.32	0.14	(0.53)	0.67	1.06
Return on Avg Equity	2.83	2.11	0.92	(3.65)	9.14	14.14
Nonint Income/Avg Assets	0.87	0.76	0.76	0.66	0.86	0.68
Net Overhead Ratio	3.50	3.03	3.10	3.46	1.91	1.58
Efficiency Ratio	103.90	89.76	95.24	116.52	225.75	63.91
Assets (per million) per Employee	4.42	5.09	4.89	4.22	9.27	8.92
<b>ASSET QUALITY:</b>						
Reserves/Loans	1.25	1.56	1.36	1.34	1.36	1.64
Nonperforming Loans/Total Loans	0.57	0.84	0.64	0.80	0.69	0.29
Nonperforming Assets/Total Assets	0.41	0.58	0.53	0.65	0.47	0.15
Adjusted Texas Ratio	2.65	3.82	3.77	4.24	3.38	1.70
<b>YIELDS &amp; COSTS:</b>						
Yield on earning assets	3.94	4.45	4.43	4.47	3.18	3.13
Cost of funds	0.59	1.06	1.26	1.85	0.42	0.25
Net interest margin	3.52	3.69	3.51	3.05	2.61	2.84
Avg Earning Assets/Avg Assets	94.78	93.67	93.94	94.07	90.17	94.66

**SELECTED FINANCIAL DATA - Axiom Bank, National Association**  
(Dollars in Thousands)

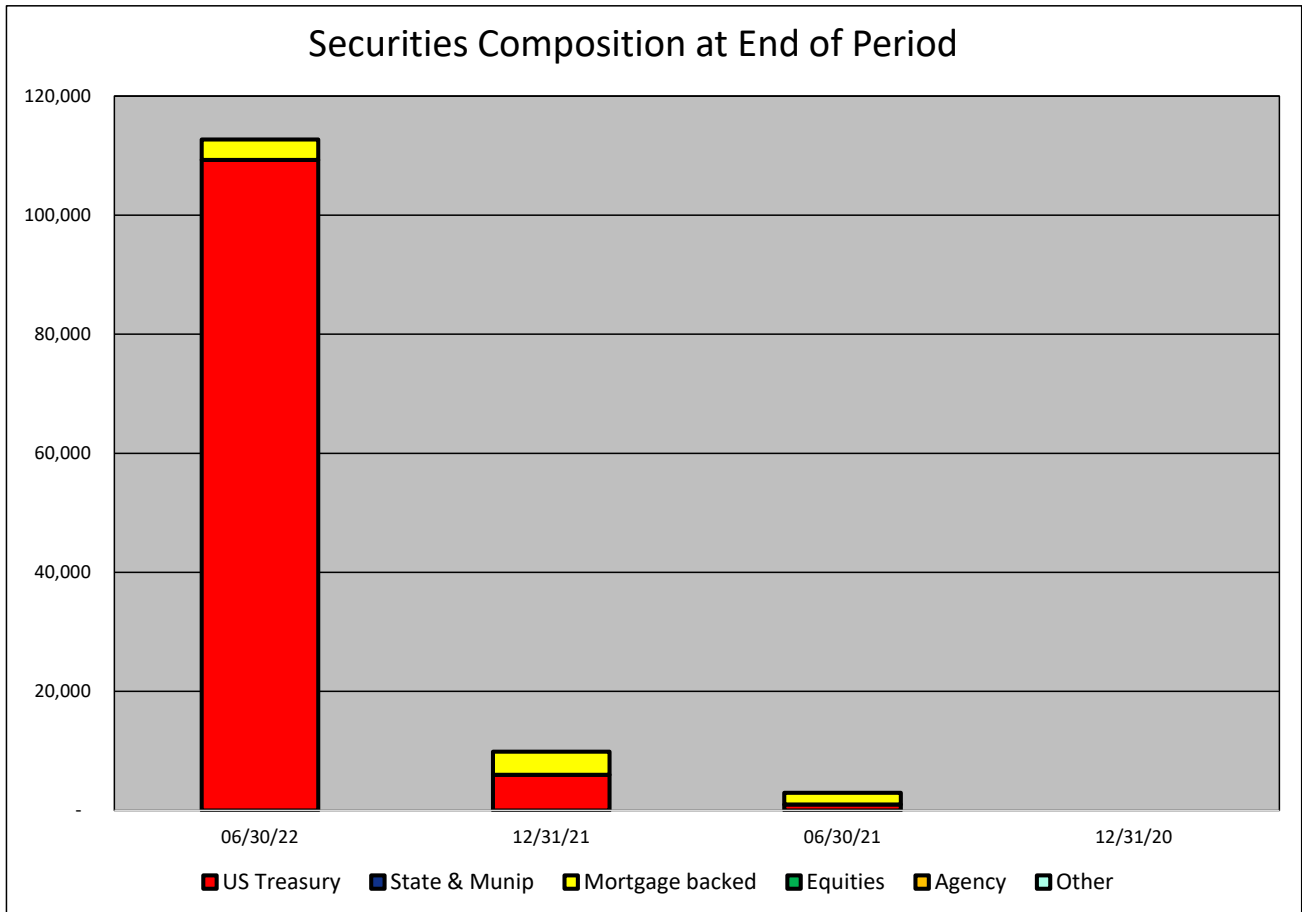
<b>As of:</b>	<b>06/30/22</b>	<b>12/31/21</b>	<b>06/30/21</b>	<b>12/31/20</b>	<b>\$ Change 12 MTHS</b>	<b>% Change 12 MTHS</b>
Total Assets	649,853	651,305	635,780	653,895	14,073	2.21
Cash and Equivalents	74,155	161,788	97,004	106,051	(22,849)	(23.55)
Securities	112,693	9,892	2,972	-	109,721	3,691.82
Loans, net	432,118	444,502	501,601	512,017	(69,483)	(13.85)
Deposit Accounts	546,743	537,647	525,353	543,789	21,390	4.07
Fed Funds & Repos	-	-	-	-	-	NA
Total Equity	89,189	99,469	97,902	97,458	(8,713)	(8.90)

<b>Period Ending</b>	<b>06/30/22</b>	<b>12/31/21</b>	<b>06/30/21</b>	<b>12/31/20</b>	<b>\$ Change 12 MTHS</b>	<b>% Change 12 MTHS</b>
Net Earnings	1,311	2,069	450	(3,607)	861	191.33
Interest Income	12,024	26,713	13,556	28,743	(1,532)	(11.30)
Interest Expense	1,292	4,564	2,816	9,109	(1,524)	(54.12)
Net Interest Income	10,732	22,149	10,740	19,634	(8)	(0.07)
Prov for Loan Loss	(1,709)	35	35	2,549	(1,744)	(4,982.86)
Noninterest income	2,796	4,890	2,486	4,481	310	12.47
Gain on Sale of Securities	-	-	-	1,936	-	NA
Noninterest Expense	14,056	24,270	12,596	28,099	1,460	11.59
Net Operating Income	1,181	2,734	595	(6,533)	586	98.49
Income Taxes	(130)	665	145	(990)	(275)	(189.66)



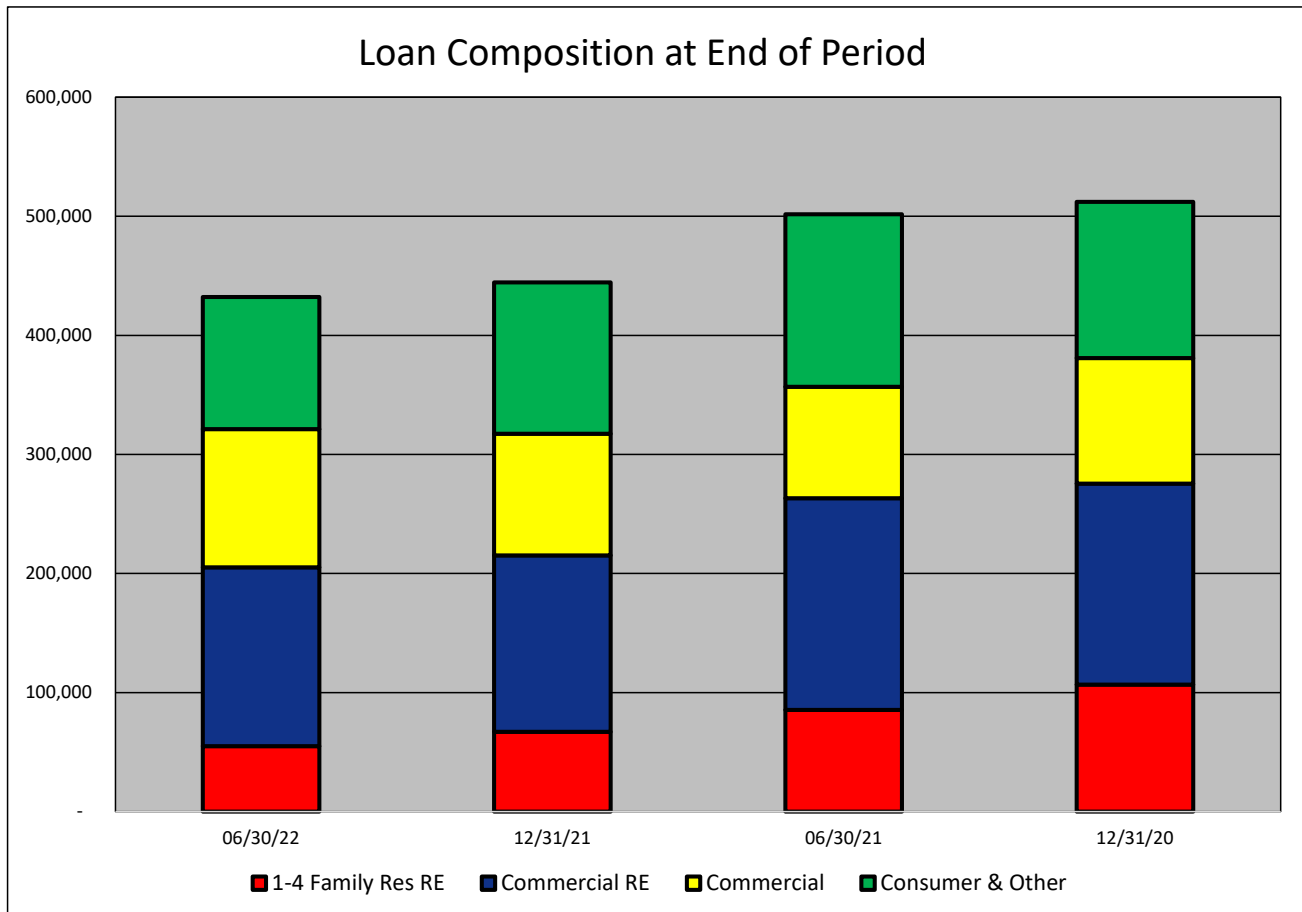
**SECURITIES COMPOSITION - Axiom Bank, National Association**  
(Dollars in Thousands)

As of:	06/30/22	12/31/21	06/30/21	12/31/20	\$ Change 12 MTHS	% Change 12 MTHS
<b>SECURITIES CATEGORY:</b>						
US Treasury	109,292	5,979	999	-	108,293	10,840.14
State & Munip	-	-	-	-	-	NA
Mortgage backed	3,401	3,913	1,973	-	1,428	72.38
Equities	-	-	-	-	-	NA
Agency	-	-	-	-	-	NA
Other	-	-	-	-	-	NA
<b>Total Securities</b>	<b>112,693</b>	<b>9,892</b>	<b>2,972</b>	<b>-</b>	<b>109,721</b>	<b>3,691.82</b>



**LOAN PORTFOLIO COMPOSITION - Axiom Bank, National Association**  
(Dollars in Thousands)

As of:	06/30/22	12/31/21	06/30/21	12/31/20	\$ Change 12 MTHS	% Change 12 MTHS
<b>LOAN CATEGORY:</b>						
1-4 Family Res RE	54,990	67,010	85,453	106,638	(30,463)	(35.65)
Commercial RE	150,252	148,206	177,651	168,825	(27,399)	(15.42)
Commercial	116,036	102,099	93,639	105,500	22,397	23.92
Consumer & Other	110,840	127,187	144,858	131,054	(34,018)	(23.48)
Loans, Net	432,118	444,502	501,601	512,017	(69,483)	(13.85)



**LOAN PORTFOLIO QUALITY - Axiom Bank, National Association**  
(Dollars in Thousands)

As of:	06/30/22	12/31/21	06/30/21	12/31/20	\$ Change 12 MTHS	% Change 12 MTHS
--------	----------	----------	----------	----------	----------------------	---------------------

**LOAN LOSS RESERVE ACTIVITY:**

Beginning Balance	6,947	6,847	6,847	4,677	100	1.46
Total Recoveries	373	676	273	390	100	36.63
Total Charge-offs	230	611	317	769	(87)	(27.44)
Provision Expense	(1,709)	35	35	2,549	(1,744)	(4,982.86)
Writedown Transfer Loans HFS	-	-	-	-	-	NA
Adjustments	-	-	-	-	-	NA
Ending Balance	5,381	6,947	6,838	6,847	(1,457)	(21.31)

**NON-PERFORMING ASSETS:**

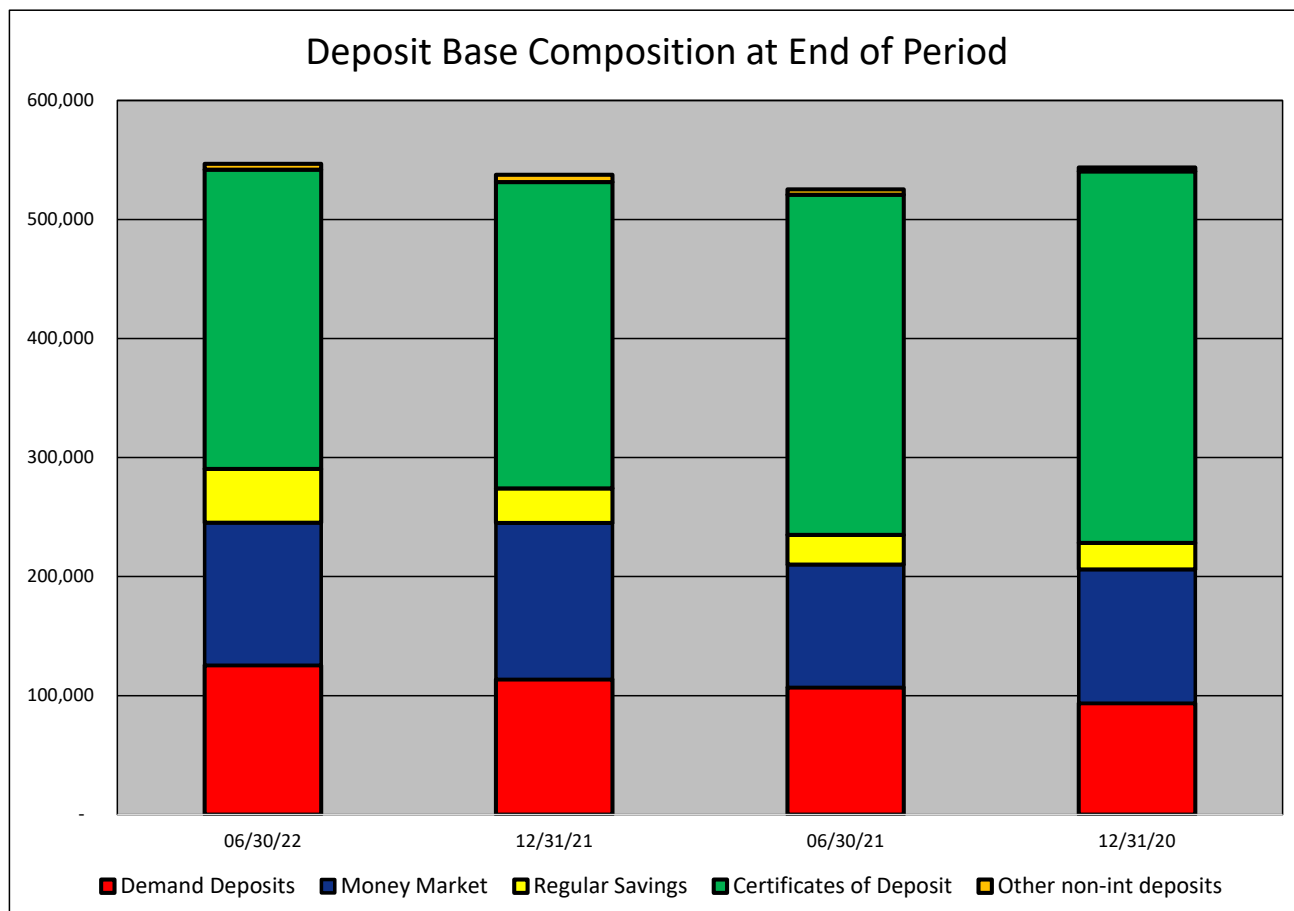
Total-90+ Days Past Due	-	119	699	-	(699)	(100.00)
Total-Nonaccrual	2,474	3,596	2,533	4,100	(59)	(2.33)
Foreclosed Real Estate	212	52	140	140	72	51.43
Total Non-perf Assets	2,686	3,767	3,372	4,240	(686)	(20.34)

**DEPOSIT BASE COMPOSITION - Axiom Bank, National Association**  
(Dollars in Thousands)

As of:	06/30/22	12/31/21	06/30/21	12/31/20	\$ Change 12 MTHS	% Change 12 MTHS
--------	----------	----------	----------	----------	----------------------	---------------------

**DEPOSIT BASE CATEGORY:**

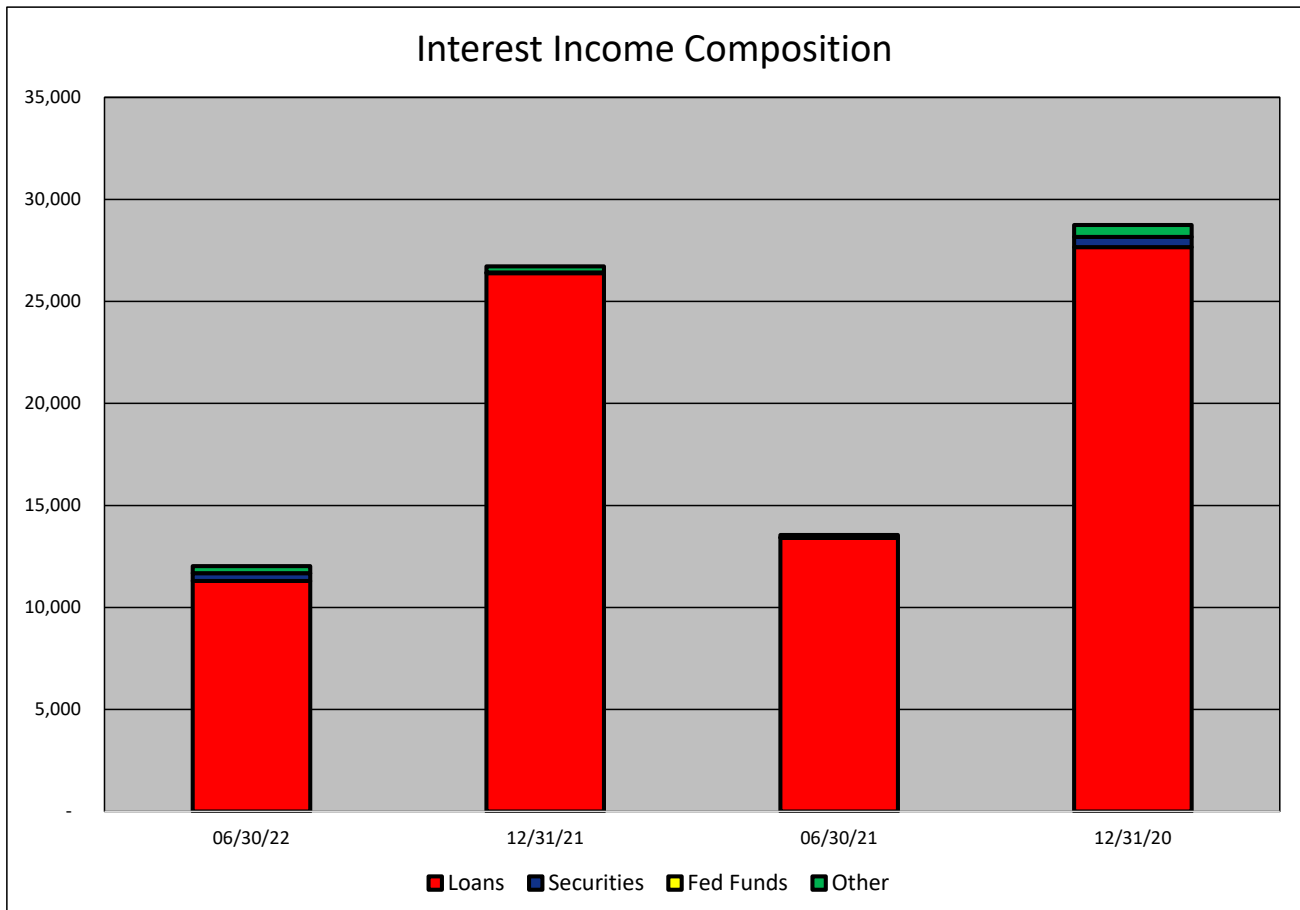
Demand Deposits	125,481	113,686	106,932	93,663	18,549	17.35
Money Market	119,796	131,420	103,256	112,390	16,540	16.02
Regular Savings	45,108	29,020	24,759	22,312	20,349	82.19
Certificates of Deposit	251,490	257,359	285,843	312,047	(34,353)	(12.02)
Other non-int deposits	4,868	6,162	4,563	3,377	305	6.68
<b>Total Deposits</b>	<b>546,743</b>	<b>537,647</b>	<b>525,353</b>	<b>543,789</b>	<b>21,390</b>	<b>4.07</b>





**INTEREST INCOME COMPOSITION- Axiom Bank, National Association**  
(Dollars in Thousands)

As of:	06/30/22	12/31/21	06/30/21	12/31/20	\$ Change 12 MTHS	% Change 12 MTHS
<b>INTEREST INCOME CATEGORY</b>						
Loans	11,299	26,388	13,421	27,662	(2,122)	(15.81)
Securities	385	37	5	504	380	7,600.00
Fed Funds	-	-	-	-	-	NA
Other	340	288	130	577	210	161.54
<b>Total Int Income</b>	<b>12,024</b>	<b>26,713</b>	<b>13,556</b>	<b>28,743</b>	<b>(1,532)</b>	<b>(11.30)</b>

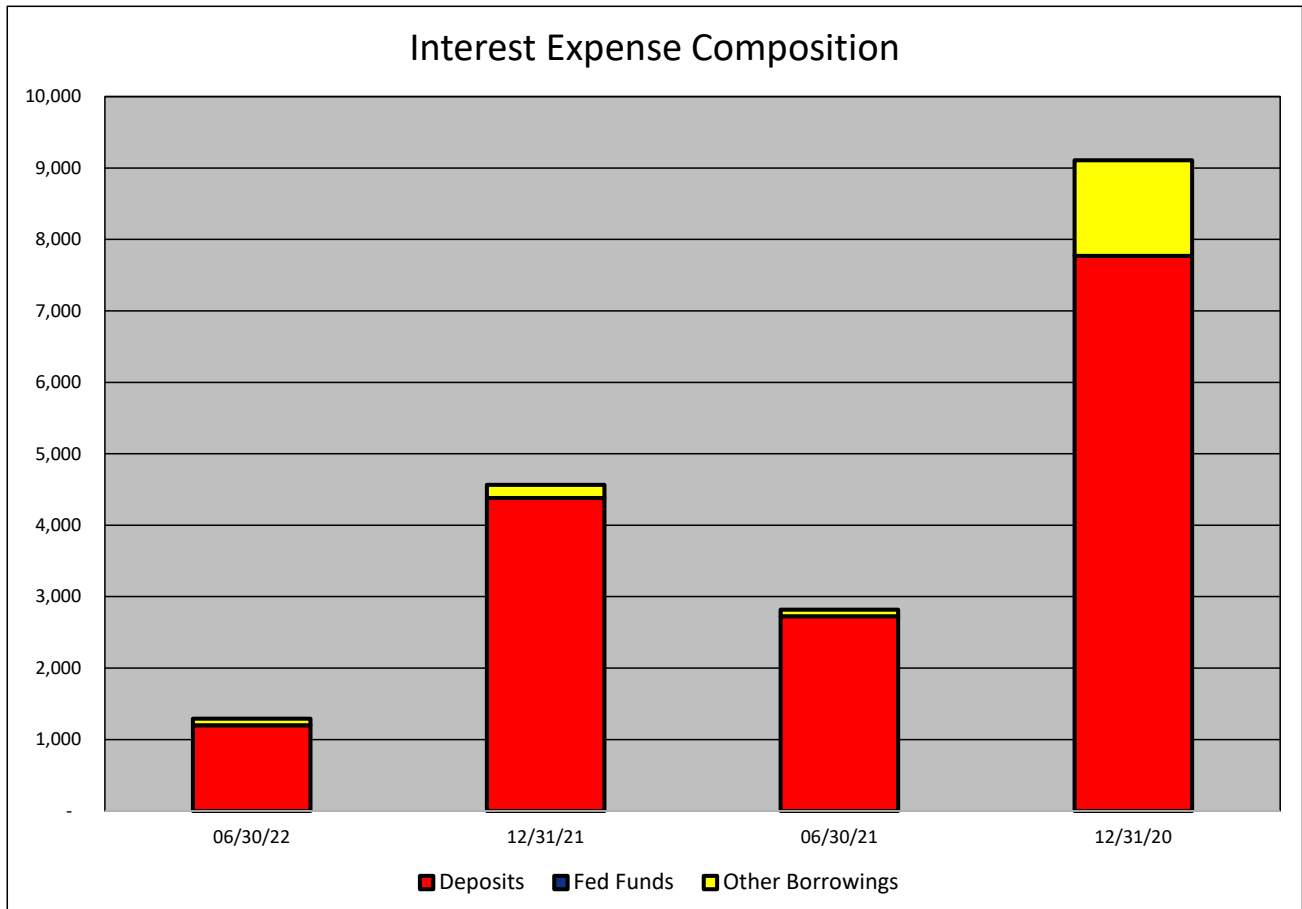


**INTEREST EXPENSE COMPOSITION- Axiom Bank, National Association**  
(Dollars in Thousands)

As of:	06/30/22	12/31/21	06/30/21	12/31/20	\$ Change 12 MTHS	% Change 12 MTHS
--------	----------	----------	----------	----------	----------------------	---------------------

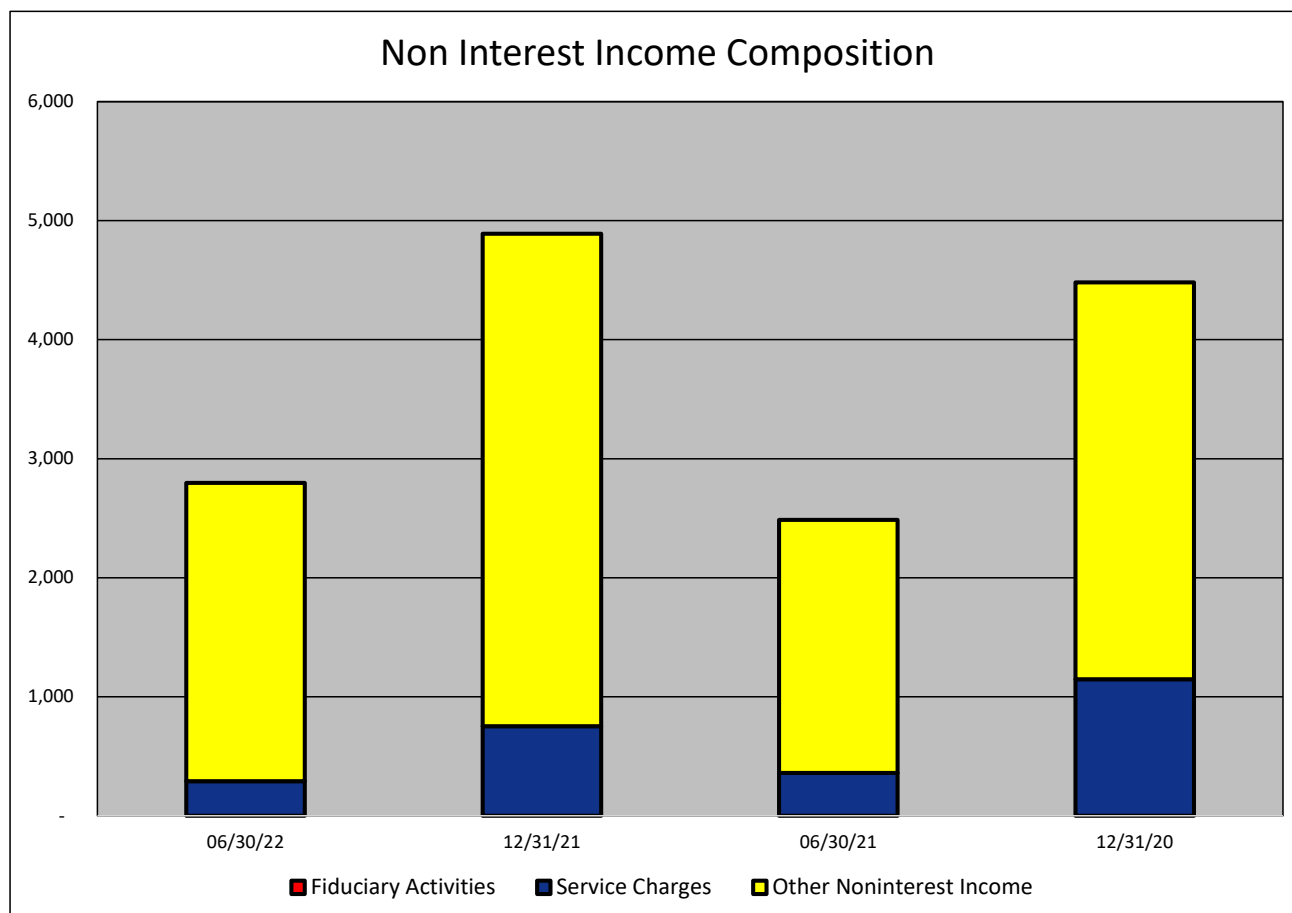
**INTEREST EXPENSE CATEGORY**

Deposits	1,201	4,380	2,725	7,771	(1,524)	(55.93)
Fed Funds	-	-	-	-	-	NA
Other Borrowings	91	184	91	1,338	-	-
<b>Total Int Expense</b>	<b>1,292</b>	<b>4,564</b>	<b>2,816</b>	<b>9,109</b>	<b>(1,524)</b>	<b>(54.12)</b>



**NONINTEREST INCOME COMPOSITION- Axiom Bank, National Association**  
(Dollars in Thousands)

As of:	06/30/22	12/31/21	06/30/21	12/31/20	\$ Change 12 MTHS	% Change 12 MTHS
<b>NONINTEREST INCOME CATEGORY</b>						
Fiduciary Activities	-	-	-	-	-	NA
Service Charges	291	752	361	1,148	(70)	(19.39)
Other Noninterest Income	2,505	4,138	2,125	3,333	380	17.88
<b>Total Nonint. Income</b>	<b>2,796</b>	<b>4,890</b>	<b>2,486</b>	<b>4,481</b>	<b>310</b>	<b>12.47</b>

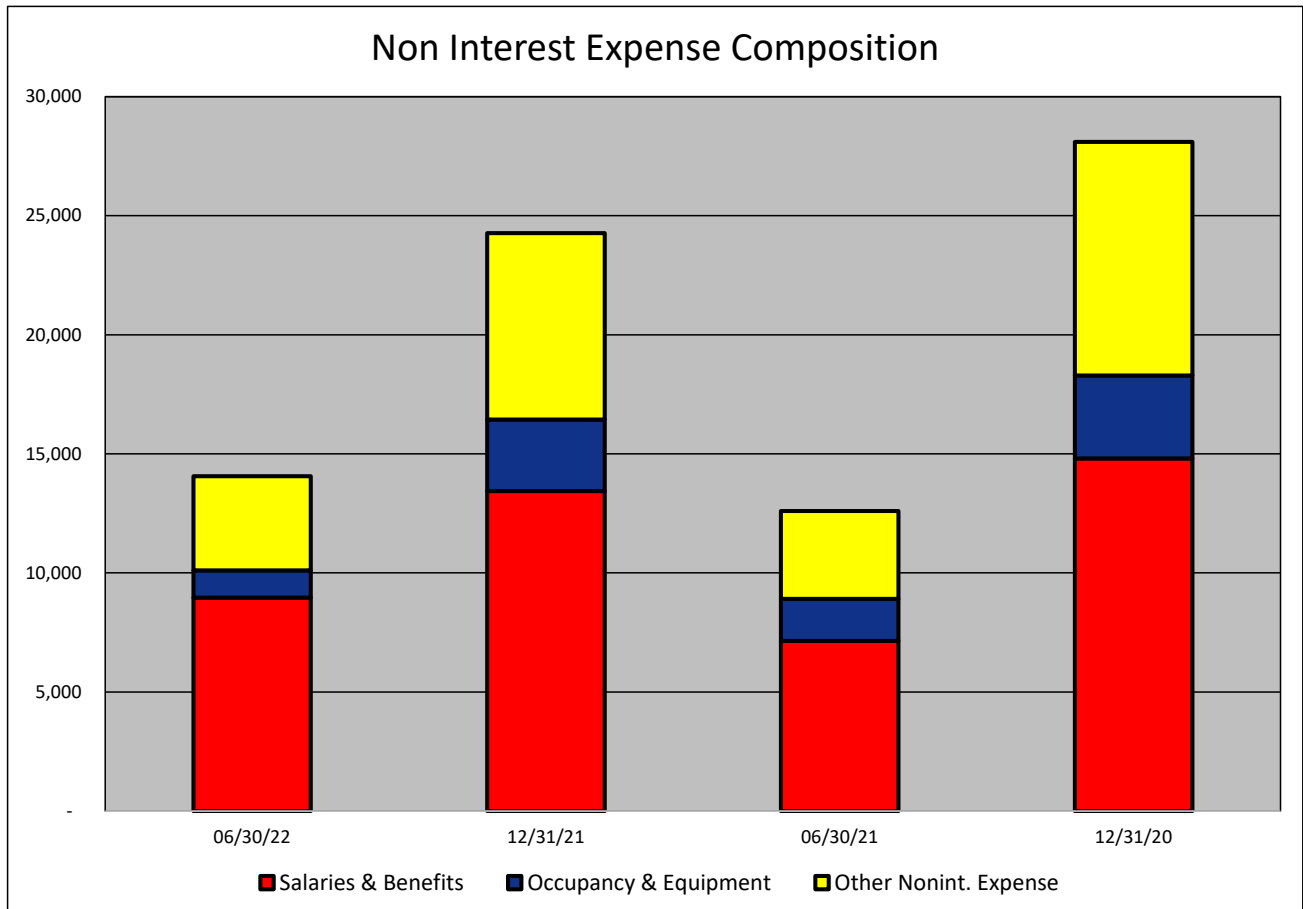


**NONINTEREST EXPENSE COMPOSITION- Axiom Bank, National Association**  
(Dollars in Thousands)

As of:	06/30/22	12/31/21	06/30/21	12/31/20	\$ Change 12 MTHS	% Change 12 MTHS
--------	----------	----------	----------	----------	----------------------	---------------------

**NONINTEREST EXPENSE CATEGORY**

Salaries & Benefits	8,963	13,435	7,147	14,811	1816	25.41
Occupancy & Equipment	1,145	3,002	1,763	3,484	(618)	(35.05)
Other Nonint. Expense	3,948	7,833	3,686	9,804	262	7.11
<b>Total Nonint. Expense</b>	<b>14,056</b>	<b>24,270</b>	<b>12,596</b>	<b>28,099</b>	<b>1460</b>	<b>11.59</b>



**PEER GROUP COMPARISONS REPORT**  
**Central Florida Group**

BALANCE SHEET

Institution name	Total Assets \$000		% Change in Assets
	This Year	Last Year	
Cogent Bank	1,245,824	940,251	<b>32.50</b>
Winter Park National Bank	751,511	596,645	<b>25.96</b>
Citizens Bank And Trust	1,292,093	1,044,722	<b>23.68</b>
Sunrise Bank	437,804	360,957	<b>21.29</b>
Surety Bank	215,833	182,555	<b>18.23</b>
Commerce Bank & Trust	173,873	148,835	<b>16.82</b>
First Colony Bank Of Florida	302,332	263,253	<b>14.84</b>
Southstate Bank, National Association	46,193,356	40,262,683	<b>14.73</b>
First Bank	654,961	573,286	<b>14.25</b>
Heartland National Bank	720,396	640,127	<b>12.54</b>
The First National Bank Of Mount Dora	413,915	370,252	<b>11.79</b>
Citizens First Bank	4,013,943	3,612,714	<b>11.11</b>
United Southern Bank	858,678	775,046	<b>10.79</b>
Bank Of Central Florida	965,730	882,073	<b>9.48</b>
Mainstreet Community Bank Of Florida	804,904	740,152	<b>8.75</b>
Wauchula State Bank	982,248	920,407	<b>6.72</b>
Crews Bank & Trust	221,133	209,930	<b>5.34</b>
First National Bank Of Wauchula	88,243	83,955	<b>5.11</b>
Axiom Bank, National Association	649,853	635,780	<b>2.21</b>

<b>Select Peer Average</b>	3,209,823	2,802,296	14.01
----------------------------	-----------	-----------	-------

**PEER GROUP COMPARISONS REPORT**  
**Central Florida Group**

BALANCE SHEET

Institution name	Total Loans \$000		% Change in Loans
	This Year	Last Year	
Sunrise Bank	314,106	203,593	<b>54.28</b>
Cogent Bank	974,918	724,525	<b>34.56</b>
Bank Of Central Florida	527,799	420,368	<b>25.56</b>
Winter Park National Bank	316,951	262,711	<b>20.65</b>
Southstate Bank, National Association	28,009,146	24,204,465	<b>15.72</b>
Citizens First Bank	1,197,582	1,059,716	<b>13.01</b>
First National Bank Of Wauchula	63,087	58,066	<b>8.65</b>
Citizens Bank And Trust	540,866	508,763	<b>6.31</b>
First Bank	355,295	340,008	<b>4.50</b>
Wauchula State Bank	533,819	511,163	<b>4.43</b>
Commerce Bank & Trust	93,570	89,663	<b>4.36</b>
Crews Bank & Trust	87,972	85,008	<b>3.49</b>
First Colony Bank Of Florida	177,378	173,782	<b>2.07</b>
Mainstreet Community Bank Of Florida	446,287	460,447	<b>(3.08)</b>
The First National Bank Of Mount Dora	98,895	105,109	<b>(5.91)</b>
Surety Bank	71,616	76,431	<b>(6.30)</b>
Heartland National Bank	148,548	159,477	<b>(6.85)</b>
United Southern Bank	314,090	340,025	<b>(7.63)</b>
Axiom Bank, National Association	432,118	501,601	<b>(13.85)</b>

<b>Select Peer Average</b>	1,826,529	1,593,943	8.10
----------------------------	-----------	-----------	------

**PEER GROUP COMPARISONS REPORT**  
*Central Florida Group*

**CAPITAL RATIOS**  
**For the six months June 30, 2022**

Institution name	Equity/ Assets	Leverage Ratio	Tier 1 Risk- based Ratio	Risk based Capital Ratio	Common Equity Tier 1 Capital Ratio
Axiom Bank, National Association	13.72	<b>13.85</b>	19.18	20.35	19.18
Surety Bank	6.93	<b>10.07</b>	20.98	21.95	20.98
Citizens First Bank	6.92	<b>10.06</b>	14.71	15.46	14.71
First National Bank Of Wauchula	8.63	<b>10.04</b>	0.00	0.00	0.00
The First National Bank Of Mount Dora	5.41	<b>9.98</b>	14.82	15.76	14.82
Wauchula State Bank	9.59	<b>9.93</b>	0.00	0.00	0.00
Sunrise Bank	7.99	<b>9.20</b>	0.00	0.00	0.00
Cogent Bank	8.84	<b>9.11</b>	11.43	12.68	11.43
Mainstreet Community Bank Of Florida	6.71	<b>8.94</b>	0.00	0.00	0.00
Southstate Bank, National Association	11.55	<b>8.67</b>	12.00	12.68	12.00
Crews Bank & Trust	8.01	<b>8.41</b>	19.88	21.15	19.88
First Colony Bank Of Florida	7.46	<b>8.24</b>	12.54	13.79	12.54
First Bank	7.03	<b>8.23</b>	14.17	15.42	14.17
Commerce Bank & Trust	5.51	<b>8.13</b>	14.37	15.63	14.37
United Southern Bank	2.88	<b>7.91</b>	13.80	15.06	13.80
Heartland National Bank	5.98	<b>7.20</b>	23.39	24.52	23.39
Bank Of Central Florida	5.86	<b>7.15</b>	12.29	13.18	12.29
Citizens Bank And Trust	2.20	<b>7.06</b>	13.26	14.03	13.26
Winter Park National Bank	5.58	<b>6.66</b>	11.36	12.30	11.36

<b>Select Peer Average</b>	7.20	8.89	12.01	12.84	12.01
----------------------------	------	------	-------	-------	-------

**PEER GROUP COMPARISONS REPORT**  
*Central Florida Group*

**BALANCE SHEET RATIOS**  
**For the six months June 30, 2022**

Institution name	Loans/ Deposits	Gross Loans/ Assets	Securities/ Assets
Cogent Bank	<b>86.38</b>	78.25	10.96
First National Bank Of Wauchula	<b>80.28</b>	71.49	6.97
<b>Axiom Bank, National Association</b>	<b>79.03</b>	<b>66.49</b>	<b>17.34</b>
Sunrise Bank	<b>78.95</b>	71.75	12.57
Southstate Bank, National Association	<b>71.90</b>	60.63	18.34
First Colony Bank Of Florida	<b>63.88</b>	58.67	16.95
Wauchula State Bank	<b>60.61</b>	54.35	22.93
Mainstreet Community Bank Of Florida	<b>59.97</b>	55.45	24.24
First Bank	<b>58.66</b>	54.25	20.75
Bank Of Central Florida	<b>58.40</b>	54.65	24.28
Commerce Bank & Trust	<b>57.85</b>	53.82	29.30
Winter Park National Bank	<b>47.05</b>	42.18	40.76
Citizens Bank And Trust	<b>45.90</b>	41.86	54.44
Crews Bank & Trust	<b>43.39</b>	39.78	35.29
United Southern Bank	<b>37.99</b>	36.58	51.46
Surety Bank	<b>35.72</b>	33.18	12.55
Citizens First Bank	<b>35.45</b>	29.84	65.66
The First National Bank Of Mount Dora	<b>25.43</b>	23.89	59.20
Heartland National Bank	<b>22.06</b>	20.62	35.68

<b>Select Peer Average</b>	55.21	49.88	29.46
----------------------------	-------	-------	-------



**PEER GROUP COMPARISONS REPORT**  
*Central Florida Group*

**PROFITABILITY RATIOS**  
**For the six months June 30, 2022**

Institution name	Avg Total Assets (\$000)	Return on Avg Assets	Return on Avg Equity
Surety Bank	204,498	<b>2.91</b>	35.31
Wauchula State Bank	960,912	<b>1.60</b>	16.63
First Colony Bank Of Florida	305,853	<b>1.59</b>	20.45
Winter Park National Bank	742,247	<b>1.43</b>	24.26
The First National Bank Of Mount Dora	385,117	<b>1.22</b>	13.92
Citizens First Bank	4,058,690	<b>1.15</b>	13.70
Southstate Bank, National Association	44,701,710	<b>1.03</b>	8.71
First Bank	642,188	<b>1.01</b>	13.48
Citizens Bank And Trust	1,300,235	<b>1.00</b>	22.56
Cogent Bank	1,219,047	<b>0.94</b>	11.12
Sunrise Bank	415,014	<b>0.93</b>	10.87
United Southern Bank	851,216	<b>0.93</b>	19.37
Mainstreet Community Bank Of Florida	775,239	<b>0.85</b>	11.23
Bank Of Central Florida	982,077	<b>0.77</b>	12.18
Crews Bank & Trust	226,613	<b>0.72</b>	9.14
Commerce Bank & Trust	184,006	<b>0.58</b>	9.12
First National Bank Of Wauchula	89,276	<b>0.53</b>	5.92
Heartland National Bank	686,677	<b>0.52</b>	7.83
Axiom Bank, National Association	643,630	<b>0.41</b>	2.83

<b>Select Peer Average</b>	3,124,960	1.06	14.14
----------------------------	-----------	------	-------

**PEER GROUP COMPARISONS REPORT**  
*Central Florida Group*

**PROFITABILITY RATIOS**  
**For the six months June 30, 2022**

Institution name	Noninterest Income/AA	Net Overhead Ratio	Efficiency Ratio	Assets (per million) per Employee
Winter Park National Bank	0.07	0.90	<b>39.47</b>	26.84
First Colony Bank Of Florida	0.12	1.46	<b>47.41</b>	15.91
Citizens First Bank	0.82	0.56	<b>48.15</b>	9.91
Surety Bank	3.23	(0.39)	<b>48.74</b>	5.68
Wauchula State Bank	0.49	1.40	<b>51.52</b>	4.44
Southstate Bank, National Association	0.84	1.25	<b>60.31</b>	8.90
Cogent Bank	0.58	2.14	<b>61.80</b>	7.33
First Bank	0.60	1.65	<b>62.07</b>	6.75
Sunrise Bank	0.10	1.98	<b>62.20</b>	8.26
United Southern Bank	0.59	1.50	<b>62.43</b>	5.88
Bank Of Central Florida	0.21	1.50	<b>62.73</b>	11.23
Mainstreet Community Bank Of Florida	0.39	1.72	<b>64.53</b>	7.59
Heartland National Bank	0.29	1.03	<b>66.76</b>	12.42
Citizens Bank And Trust	0.76	1.47	<b>67.43</b>	6.91
The First National Bank Of Mount Dora	1.97	1.30	<b>68.79</b>	5.05
Crews Bank & Trust	0.51	1.75	<b>74.74</b>	10.05
Commerce Bank & Trust	0.17	1.85	<b>74.79</b>	8.69
First National Bank Of Wauchula	0.36	3.49	<b>86.51</b>	3.27
<b>Axiom Bank, National Association</b>	<b>0.87</b>	<b>3.50</b>	<b>103.90</b>	<b>4.42</b>

<b>Select Peer Average</b>	0.68	1.58	63.91	8.92
----------------------------	------	------	-------	------

**PEER GROUP COMPARISONS REPORT**  
*Central Florida Group*

**ASSET QUALITY RATIOS**  
For the six months June 30, 2022

Institution name	Reserves/ Loans	Nonperf Loans/ Total Loans	Nonperf Assets/ Total Assets	Adjusted Texas Ratio
Commerce Bank & Trust	1.74	0.00	<b>0.00</b>	0.00
Bank Of Central Florida	0.98	0.00	<b>0.00</b>	0.00
First Colony Bank Of Florida	1.56	0.01	<b>0.00</b>	0.04
Heartland National Bank	1.63	0.00	<b>0.00</b>	0.08
Sunrise Bank	1.16	0.00	<b>0.00</b>	0.00
Winter Park National Bank	1.32	0.00	<b>0.00</b>	0.00
Mainstreet Community Bank Of Florida	1.49	0.01	<b>0.01</b>	0.09
Citizens First Bank	1.75	0.06	<b>0.02</b>	0.26
Crews Bank & Trust	2.86	0.08	<b>0.03</b>	0.35
Citizens Bank And Trust	1.02	0.17	<b>0.07</b>	2.73
United Southern Bank	3.04	0.27	<b>0.10</b>	2.43
Southstate Bank, National Association	1.14	0.32	<b>0.20</b>	1.92
The First National Bank Of Mount Dora	2.52	0.69	<b>0.22</b>	2.34
Surety Bank	1.35	0.68	<b>0.23</b>	3.07
First Bank	1.89	0.61	<b>0.33</b>	4.13
First National Bank Of Wauchula	1.19	0.46	<b>0.33</b>	3.49
Cogent Bank	1.29	0.51	<b>0.40</b>	3.33
<b>Axiom Bank, National Association</b>	<b>1.25</b>	<b>0.57</b>	<b>0.41</b>	<b>2.65</b>
Wauchula State Bank	1.93	1.07	<b>0.58</b>	5.47

<b>Select Peer Average</b>	1.64	0.29	0.15	1.70
----------------------------	------	------	------	------

**PEER GROUP COMPARISONS REPORT**  
*Central Florida Group*

**STATEMENT OF CONDITION (% OF ASSETS)**  
**For the six months June 30, 2022**

Institution name	Cash & Nointerest bearing Deps	Interest- bearing Bal	Fed Funds Sold & Repos	Held to Maturity Secs	Available for Sale Secs
Surety Bank	<b>23.64</b>	27.38	0.00	0.00	12.55
First National Bank Of Wauchula	<b>10.24</b>	6.70	0.00	0.00	6.97
First Bank	<b>4.00</b>	16.94	0.61	0.00	20.75
Commerce Bank & Trust	<b>2.90</b>	11.65	0.00	0.00	29.30
<b>Axiom Bank, National Association</b>	<b>1.54</b>	<b>9.88</b>	<b>0.00</b>	<b>0.00</b>	<b>17.34</b>
Winter Park National Bank	<b>1.43</b>	13.85	0.00	22.73	18.02
First Colony Bank Of Florida	<b>1.36</b>	22.86	0.00	9.95	7.00
Crews Bank & Trust	<b>1.26</b>	22.67	0.00	19.76	15.53
Southstate Bank, National Association	<b>1.22</b>	8.71	0.30	6.08	12.27
Wauchula State Bank	<b>1.20</b>	21.08	0.00	15.49	7.44
Sunrise Bank	<b>1.11</b>	13.79	0.00	1.14	11.43
Heartland National Bank	<b>1.02</b>	40.46	0.00	0.00	35.68
Bank Of Central Florida	<b>0.96</b>	17.11	0.00	0.00	24.28
Mainstreet Community Bank Of Florida	<b>0.87</b>	14.13	1.02	0.00	24.24
United Southern Bank	<b>0.82</b>	6.67	0.00	1.54	49.92
Citizens First Bank	<b>0.61</b>	0.17	0.36	0.00	65.66
The First National Bank Of Mount Dora	<b>0.48</b>	10.62	0.00	0.00	59.20
Citizens Bank And Trust	<b>0.37</b>	1.16	0.00	0.00	54.44
Cogent Bank	<b>0.30</b>	10.14	0.00	0.00	10.96

<b>Select Peer Average</b>	<b>2.91</b>	<b>14.52</b>	<b>0.12</b>	<b>4.04</b>	<b>25.42</b>
----------------------------	-------------	--------------	-------------	-------------	--------------

**PEER GROUP COMPARISONS REPORT**  
*Central Florida Group*

**STATEMENT OF CONDITION (% OF ASSETS)**  
For the six months June 30, 2022

Institution name	Net Loans & Leases	Premises & Fixed Assets	Total Real Estate Owned	Intangible Assets
Cogent Bank	<b>76.98</b>	0.43	0.00	0.07
Sunrise Bank	<b>70.92</b>	0.91	0.00	0.01
First National Bank Of Wauchula	<b>70.64</b>	1.48	0.00	0.00
<b>Axiom Bank, National Association</b>	<b>65.67</b>	<b>2.30</b>	<b>0.03</b>	<b>0.30</b>
Southstate Bank, National Association	<b>59.78</b>	1.23	0.00	4.64
First Colony Bank Of Florida	<b>57.76</b>	0.56	0.00	0.00
Mainstreet Community Bank Of Florida	<b>54.52</b>	2.20	0.00	0.01
Bank Of Central Florida	<b>54.12</b>	1.17	0.00	0.02
Wauchula State Bank	<b>53.30</b>	0.75	0.00	0.00
First Bank	<b>53.22</b>	2.27	0.00	0.00
Commerce Bank & Trust	<b>52.88</b>	0.11	0.00	0.00
Winter Park National Bank	<b>41.62</b>	0.43	0.00	0.00
Citizens Bank And Trust	<b>41.43</b>	0.84	0.00	0.00
Crews Bank & Trust	<b>38.64</b>	1.74	0.00	0.00
United Southern Bank	<b>35.47</b>	1.20	0.00	0.00
Surety Bank	<b>32.73</b>	0.95	0.00	0.00
Citizens First Bank	<b>28.90</b>	1.13	0.00	0.30
The First National Bank Of Mount Dora	<b>23.29</b>	1.09	0.05	0.00
Heartland National Bank	<b>20.26</b>	0.53	0.00	0.00

<b>Select Peer Average</b>	49.06	1.12	0.00	0.28
----------------------------	-------	------	------	------

**PEER GROUP COMPARISONS REPORT**  
*Central Florida Group*

**STATEMENT OF CONDITION (% OF TOTAL FUNDING SOURCES)**  
**For the six months June 30, 2022**

Institution name	Non Interest Bearing Deps	Interest Bearing Deps	Total Deps	Total Fed Funds & Repos	Other Borrowed Money
United Southern Bank	<b>56.72</b>	43.28	100.00	0.00	0.00
Surety Bank	<b>46.96</b>	53.04	100.00	0.00	0.00
Crews Bank & Trust	<b>43.83</b>	56.17	100.00	0.00	0.00
Bank Of Central Florida	<b>42.50</b>	57.50	100.00	0.00	0.00
First Colony Bank Of Florida	<b>42.49</b>	57.51	100.00	0.00	0.00
The First National Bank Of Mount Dora	<b>41.86</b>	58.14	100.00	0.00	0.00
Mainstreet Community Bank Of Florida	<b>41.04</b>	58.55	99.60	0.00	0.40
Sunrise Bank	<b>40.56</b>	58.44	99.00	0.00	1.00
First Bank	<b>38.77</b>	61.23	100.00	0.00	0.00
Citizens Bank And Trust	<b>38.60</b>	55.24	93.84	3.38	2.78
Cogent Bank	<b>38.19</b>	61.81	100.00	0.00	0.00
Southstate Bank, National Association	<b>36.38</b>	61.92	98.30	1.69	0.01
Wauchula State Bank	<b>35.94</b>	63.50	99.44	0.53	0.03
First National Bank Of Wauchula	<b>33.01</b>	66.99	100.00	0.00	0.00
Commerce Bank & Trust	<b>28.87</b>	70.12	98.99	1.01	0.00
Winter Park National Bank	<b>28.13</b>	66.96	95.09	4.77	0.14
Heartland National Bank	<b>24.37</b>	75.63	100.00	0.00	0.00
<b>Axiom Bank, National Association</b>	<b>23.41</b>	<b>74.79</b>	<b>98.20</b>	<b>0.00</b>	<b>1.80</b>
Citizens First Bank	<b>18.72</b>	72.67	91.40	5.82	2.79

<b>Select Peer Average</b>	<b>36.86</b>	<b>61.76</b>	<b>98.62</b>	<b>0.91</b>	<b>0.47</b>
----------------------------	--------------	--------------	--------------	-------------	-------------

**PEER GROUP COMPARISONS REPORT**  
*Central Florida Group*

**YIELDS, COSTS & SPREADS - ASSET YIELDS**  
For the six months June 30, 2022

Institution name	Yield on Earning Assets	Cost of Funds	Net Interest Margin	Avg Earning Assets/AA
First National Bank Of Wauchula	4.84	0.35	<b>4.61</b>	88.21
Cogent Bank	4.07	0.38	<b>3.85</b>	99.24
Surety Bank	3.97	0.39	<b>3.66</b>	68.81
<b>Axiom Bank, National Association</b>	<b>3.94</b>	<b>0.59</b>	<b>3.52</b>	<b>94.78</b>
Sunrise Bank	3.54	0.40	<b>3.31</b>	97.64
First Bank	3.37	0.23	<b>3.23</b>	92.97
First Colony Bank Of Florida	3.30	0.14	<b>3.17</b>	98.63
Wauchula State Bank	3.22	0.09	<b>3.16</b>	98.55
Mainstreet Community Bank Of Florida	3.07	0.16	<b>2.98</b>	96.64
Southstate Bank, National Association	2.96	0.09	<b>2.90</b>	90.19
United Southern Bank	2.83	0.08	<b>2.78</b>	98.44
Commerce Bank & Trust	3.00	0.60	<b>2.62</b>	94.64
The First National Bank Of Mount Dora	2.70	0.16	<b>2.61</b>	97.73
Bank Of Central Florida	2.67	0.14	<b>2.59</b>	96.89
Citizens Bank And Trust	2.70	0.22	<b>2.57</b>	96.67
Crews Bank & Trust	2.60	0.10	<b>2.55</b>	97.16
Winter Park National Bank	2.68	0.31	<b>2.47</b>	96.55
Citizens First Bank	2.12	0.15	<b>2.00</b>	97.08
Heartland National Bank	1.84	0.15	<b>1.73</b>	97.70

<b>Select Peer Average</b>	3.13	0.25	2.84	94.66
----------------------------	------	------	------	-------