

Amerant Bank, National Association

Coral Gables, FL

Established

9/17/1979

Florida Bank and Thrift Performance Report

Table of Contents

| Title | Page |
|---------------------------------|-------------|
| PEER GROUP POSITION | 1 |
| EXECUTIVE SUMMARY | 2 |
| SELECTED FINANCIAL DATA | 3 |
| SECURITIES COMPOSITION | 4 |
| LOAN PORTFOLIO COMPOSITION | 5 |
| LOAN PORTFOLIO QUALITY | 6 |
| DEPOSIT BASE COMPOSITION | 7 |
| INTEREST INCOME COMPOSITION | 8 |
| INTEREST EXPENSE COMPOSITION | 9 |
| NONINTEREST INCOME COMPOSITION | 10 |
| NONINTEREST EXPENSE COMPOSITION | 11 |
| PEER GROUP COMPARISONS REPORT | 12-22 |

FLORIDA BANKING TEAM

Ed Hacker, Robert Brink, Ted Hacker, Steve Kania, David Ajvazi, Michael Squitieri, Erica Hines, Sacha Widmaier, Kristen Moroso, Anthony Hagbartsen, Matthew Hanley, Aaron Hintz, Adela Mendez, Jordan Augustyniak, Madeline Bogumil, Natalie Filippone, Lauren Klindt, Phillip Berdeguer, Andrew Joyce, Dylan Frayne, Mai Tran, Meranda Joseph, Patricia Romero

Information contained herein was obtained from FIS is believed to be reliable however, accuracy is not guaranteed and all peer and state averages are simple averages.

PEER GROUP POSITION
For the
South Florida Group

For the three months ended March 31, 2022

| Institution name | Total Assets (\$'000's) |
|--|----------------------------|
| Bankunited, National Association | 36,202,653 |
| City National Bank Of Florida | 22,101,038 |
| Amerant Bank, National Association | 7,769,927 |
| Ocean Bank | 5,367,008 |
| Bradesco Bac Florida Bank | 2,907,288 |
| Professional Bank | 2,866,210 |
| Banesco Usa | 2,417,106 |
| U. S. Century Bank | 1,967,252 |
| First State Bank Of The Florida Keys | 1,300,198 |
| Grove Bank & Trust | 1,219,973 |
| Helm Bank Usa | 1,181,139 |
| Pacific National Bank | 1,088,352 |
| Apollo Bank | 1,067,194 |
| The First National Bank Of South Miami | 1,057,779 |
| Banco Do Brasil Americas | 1,017,077 |
| International Finance Bank | 949,328 |
| Terrabank, National Association | 656,532 |
| Sunstate Bank | 512,230 |
| Intercredit Bank, National Association | 471,447 |
| Interamerican Bank, A Fsb | 273,648 |
| Eastern National Bank | 259,773 |
| Gulf Atlantic Bank | 87,808 |
| Plus International Bank | 78,752 |

| Institution name | Return on Avg Assets (%) |
|--|-----------------------------|
| City National Bank Of Florida | 1.15 |
| First State Bank Of The Florida Keys | 1.06 |
| U. S. Century Bank | 1.01 |
| Bankunited, National Association | 0.97 |
| Apollo Bank | 0.91 |
| Amerant Bank, National Association | 0.88 |
| Ocean Bank | 0.87 |
| International Finance Bank | 0.78 |
| Bradesco Bac Florida Bank | 0.74 |
| Banesco Usa | 0.72 |
| Plus International Bank | 0.72 |
| Pacific National Bank | 0.66 |
| Helm Bank Usa | 0.54 |
| Sunstate Bank | 0.45 |
| Professional Bank | 0.43 |
| Banco Do Brasil Americas | 0.34 |
| Intercredit Bank, National Association | 0.31 |
| The First National Bank Of South Miami | 0.24 |
| Terrabank, National Association | 0.22 |
| Interamerican Bank, A Fsb | 0.17 |
| Grove Bank & Trust | 0.15 |
| Eastern National Bank | (1.14) |
| Gulf Atlantic Bank | (1.41) |

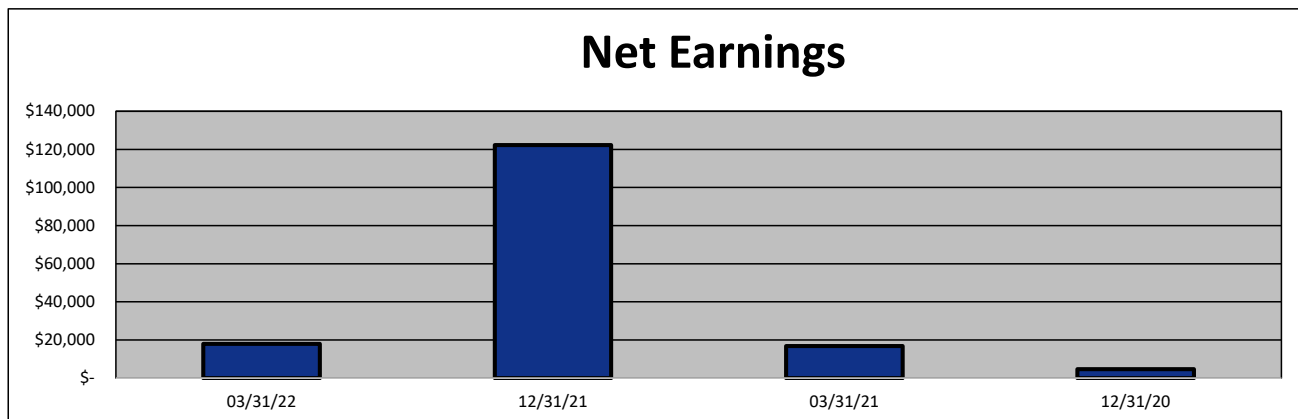
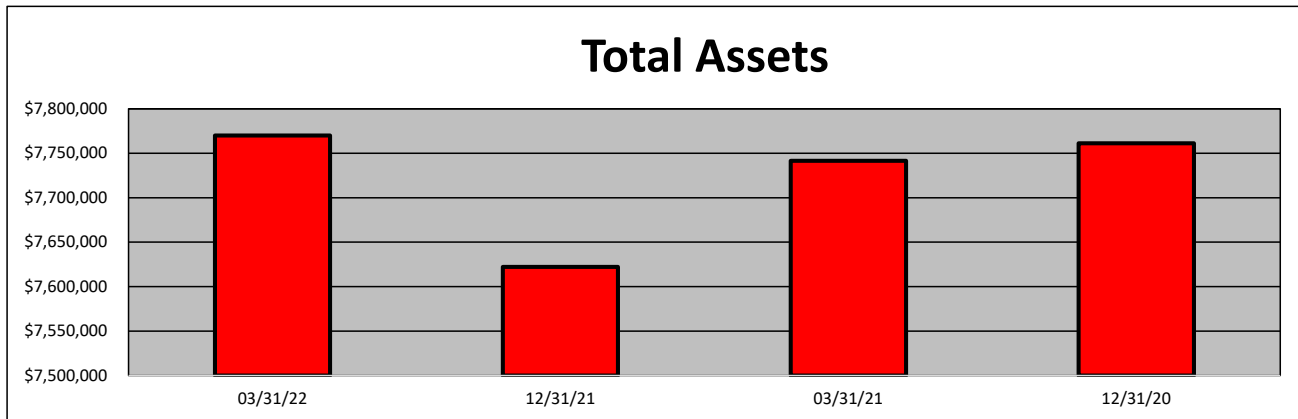
EXECUTIVE SUMMARY - Amerant Bank, National Association
(Percentage)

| Period Ending | 03/31/22 | 12/31/21 | 03/31/21 | 12/31/20 | State Avg. | Peer Avg. |
|------------------------------------|----------|----------|----------|----------|------------|-----------|
| CAPITAL RATIOS | | | | | | |
| Equity/Assets | 10.51 | 12.05 | 10.93 | 10.83 | 9.41 | 9.07 |
| Leverage Ratio | 10.75 | 11.84 | 10.55 | 10.07 | 9.61 | 9.63 |
| Tier 1 Cap/Risk Based Assets | 12.58 | 13.83 | 12.88 | 12.65 | 12.53 | 15.54 |
| Risk Based Ratio | 13.46 | 14.94 | 14.13 | 13.91 | 13.38 | 16.60 |
| Common Equity Tier 1 Capital Ratio | 12.58 | 13.83 | 12.88 | 12.65 | 12.50 | 15.54 |
| BALANCE SHEET RATIOS: | | | | | | |
| Loan/Deposit Ratio | 99.46 | 98.38 | 100.36 | 100.88 | 68.26 | 69.98 |
| Loans/Assets | 73.63 | 73.04 | 74.34 | 75.28 | 55.23 | 59.95 |
| Securities/Assets | 16.17 | 16.94 | 17.00 | 16.81 | 16.80 | 18.03 |
| PROFITABILITY: | | | | | | |
| Return on Avg Assets | 0.88 | 1.58 | 0.86 | 0.06 | 0.84 | 0.47 |
| Return on Avg Equity | 7.78 | 13.81 | 7.89 | 0.56 | 9.50 | 5.14 |
| Nonint Income/Avg Assets | 0.73 | 1.55 | 0.59 | 0.54 | 0.87 | 0.44 |
| Net Overhead Ratio | 2.40 | 0.99 | 1.60 | 1.60 | 1.77 | 2.12 |
| Efficiency Ratio | 84.21 | 58.62 | 69.80 | 72.37 | 68.65 | 82.17 |
| Assets (per million) per Employee | 11.48 | 9.99 | 10.59 | 10.89 | 9.09 | 9.99 |
| ASSET QUALITY: | | | | | | |
| Reserves/Loans | 0.98 | 1.26 | 1.93 | 1.90 | 1.34 | 1.32 |
| Nonperforming Loans/Total Loans | 0.82 | 0.89 | 1.54 | 1.50 | 0.74 | 0.71 |
| Nonperforming Assets/Total Assets | 0.73 | 0.78 | 1.15 | 1.14 | 0.53 | 0.45 |
| Adjusted Texas Ratio | 6.65 | 6.14 | 9.37 | 9.31 | 4.05 | 3.60 |
| YIELDS & COSTS: | | | | | | |
| Yield on earning assets | 3.64 | 3.47 | 3.30 | 3.44 | 3.30 | 3.16 |
| Cost of funds | 0.58 | 0.66 | 0.77 | 1.08 | 0.46 | 0.39 |
| Net interest margin | 3.20 | 2.95 | 2.68 | 2.56 | 2.64 | 2.74 |
| Avg Earning Assets/Avg Assets | 93.22 | 94.26 | 94.90 | 94.75 | 90.01 | 93.46 |

SELECTED FINANCIAL DATA - Amerant Bank, National Association
(Dollars in Thousands)

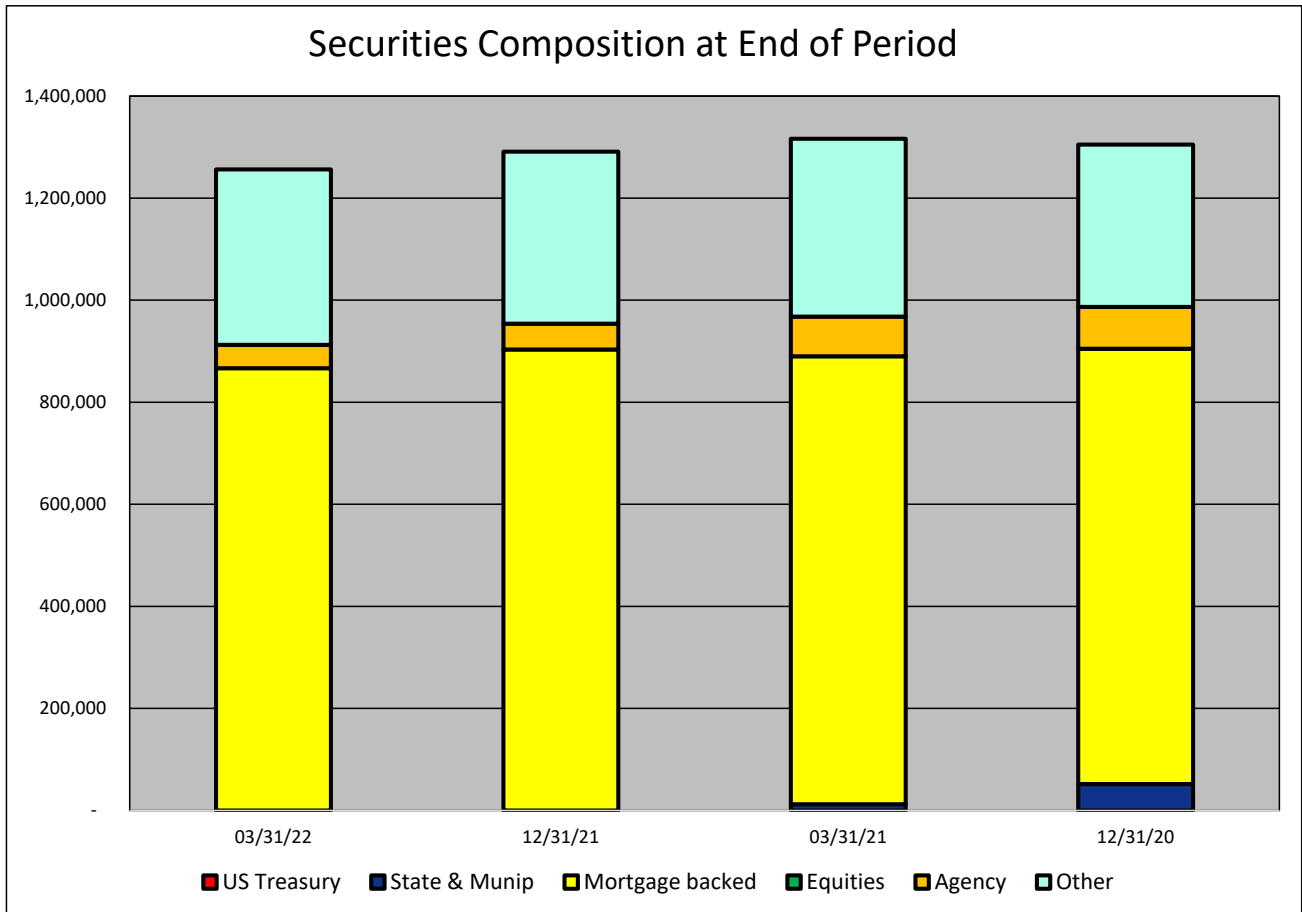
| As of: | 03/31/22 | 12/31/21 | 03/31/21 | 12/31/20 | \$ Change 12 MTHS | % Change 12 MTHS |
|----------------------|-----------|-----------|-----------|-----------|----------------------|---------------------|
| Total Assets | 7,769,927 | 7,622,254 | 7,741,545 | 7,761,170 | 28,382 | 0.37 |
| Cash and Equivalents | 266,874 | 272,059 | 232,353 | 214,386 | 34,521 | 14.86 |
| Securities | 1,256,293 | 1,291,244 | 1,316,313 | 1,305,040 | (60,020) | (4.56) |
| Loans, net | 5,721,177 | 5,567,540 | 5,754,838 | 5,842,337 | (33,661) | (0.58) |
| Deposit Accounts | 5,752,154 | 5,658,973 | 5,734,301 | 5,791,231 | 17,853 | 0.31 |
| Fed Funds & Repos | - | - | - | - | - | NA |
| Total Equity | 816,385 | 918,212 | 846,380 | 840,865 | (29,995) | (3.54) |

| Period Ending | 03/31/22 | 12/31/21 | 03/31/21 | 12/31/20 | \$ Change 12 MTHS | % Change 12 MTHS |
|----------------------------|----------|----------|----------|----------|----------------------|---------------------|
| Net Earnings | 17,949 | 122,263 | 16,811 | 4,741 | 1,138 | 6.77 |
| Interest Income | 65,096 | 247,836 | 60,327 | 260,543 | 4,769 | 7.91 |
| Interest Expense | 7,822 | 36,636 | 11,248 | 66,855 | (3,426) | (30.46) |
| Net Interest Income | 57,274 | 211,200 | 49,079 | 193,688 | 8,195 | 16.70 |
| Prov for Loan Loss | (10,000) | (16,500) | - | 88,620 | (10,000) | NA |
| Noninterest income | 13,923 | 117,949 | 11,334 | 43,329 | 2,589 | 22.84 |
| Gain on Sale of Securities | 49 | 4,299 | 2,947 | 26,524 | (2,898) | (98.34) |
| Noninterest Expense | 59,937 | 192,950 | 42,196 | 171,574 | 17,741 | 42.04 |
| Net Operating Income | 21,260 | 152,699 | 18,217 | (23,177) | 3,043 | 16.70 |
| Income Taxes | 4,436 | 36,724 | 4,157 | (880) | 279 | 6.71 |



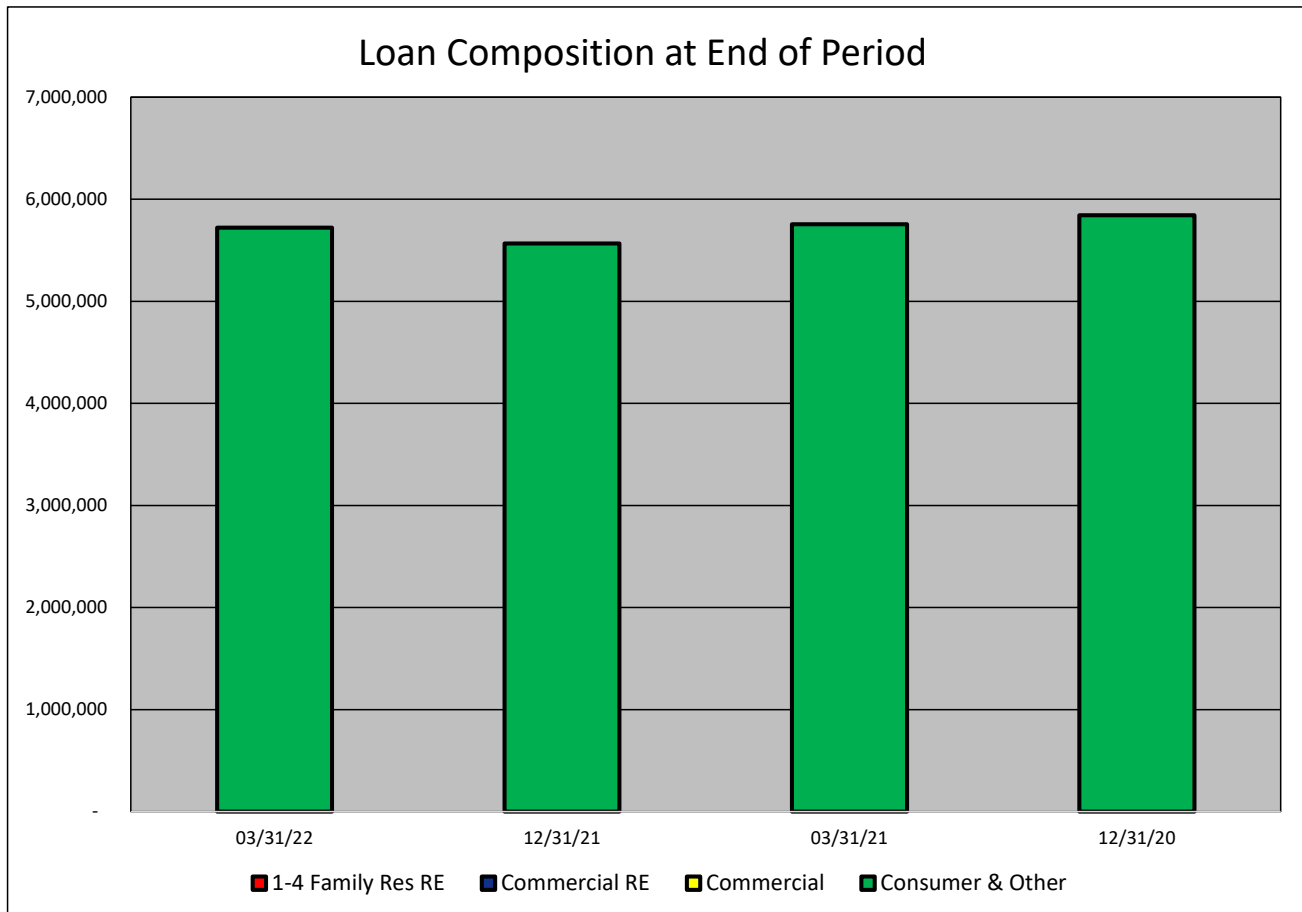
SECURITIES COMPOSITION - Amerant Bank, National Association
(Dollars in Thousands)

| As of: | 03/31/22 | 12/31/21 | 03/31/21 | 12/31/20 | \$ Change 12 MTHS | % Change 12 MTHS |
|-----------------------------|------------------|------------------|------------------|------------------|----------------------|---------------------|
| SECURITIES CATEGORY: | | | | | | |
| US Treasury | - | - | - | - | - | NA |
| State & Munip | - | - | 12,251 | 51,628 | (12,251) | (100.00) |
| Mortgage backed | 866,754 | 903,352 | 877,959 | 853,208 | (11,205) | (1.28) |
| Equities | - | - | - | - | - | NA |
| Agency | 45,542 | 50,781 | 77,355 | 82,124 | (31,813) | (41.13) |
| Other | 343,997 | 337,111 | 348,748 | 318,080 | (4,751) | (1.36) |
| Total Securities | 1,256,293 | 1,291,244 | 1,316,313 | 1,305,040 | (60,020) | (4.56) |



LOAN PORTFOLIO COMPOSITION - Amerant Bank, National Association
(Dollars in Thousands)

| As of: | 03/31/22 | 12/31/21 | 03/31/21 | 12/31/20 | \$ Change 12 MTHS | % Change 12 MTHS |
|-----------------------|------------------|------------------|------------------|------------------|----------------------|---------------------|
| LOAN CATEGORY: | | | | | | |
| 1-4 Family Res RE | - | - | - | - | - | NA |
| Commercial RE | - | - | - | - | - | NA |
| Commercial | - | - | - | - | - | NA |
| Consumer & Other | 5,721,177 | 5,567,540 | 5,754,838 | 5,842,337 | (33,661) | (0.58) |
| Loans, Net | <u>5,721,177</u> | <u>5,567,540</u> | <u>5,754,838</u> | <u>5,842,337</u> | <u>(33,661)</u> | <u>(0.58)</u> |



LOAN PORTFOLIO QUALITY - Amerant Bank, National Association
(Dollars in Thousands)

| As of: | 03/31/22 | 12/31/21 | 03/31/21 | 12/31/20 | \$ Change 12 MTHS | % Change 12 MTHS |
|---------------|-----------------|-----------------|-----------------|-----------------|------------------------------|-----------------------------|
|---------------|-----------------|-----------------|-----------------|-----------------|------------------------------|-----------------------------|

LOAN LOSS RESERVE ACTIVITY:

| | | | | | | |
|------------------------------|---------------|---------------|----------------|----------------|-----------------|----------------|
| Beginning Balance | 69,899 | 110,902 | 110,902 | 52,222 | (41,003) | (36.97) |
| Total Recoveries | 474 | 3,277 | 704 | 920 | (230) | (32.67) |
| Total Charge-offs | 4,322 | 27,780 | 666 | 30,827 | 3,656 | 548.95 |
| Provision Expense | (10,000) | (16,500) | - | 88,620 | (10,000) | NA |
| Writedown Transfer Loans HFS | - | - | - | 34 | - | NA |
| Adjustments | - | - | - | - | - | NA |
| Ending Balance | <u>56,051</u> | <u>69,899</u> | <u>110,940</u> | <u>110,902</u> | <u>(54,889)</u> | <u>(49.48)</u> |

NON-PERFORMING ASSETS:

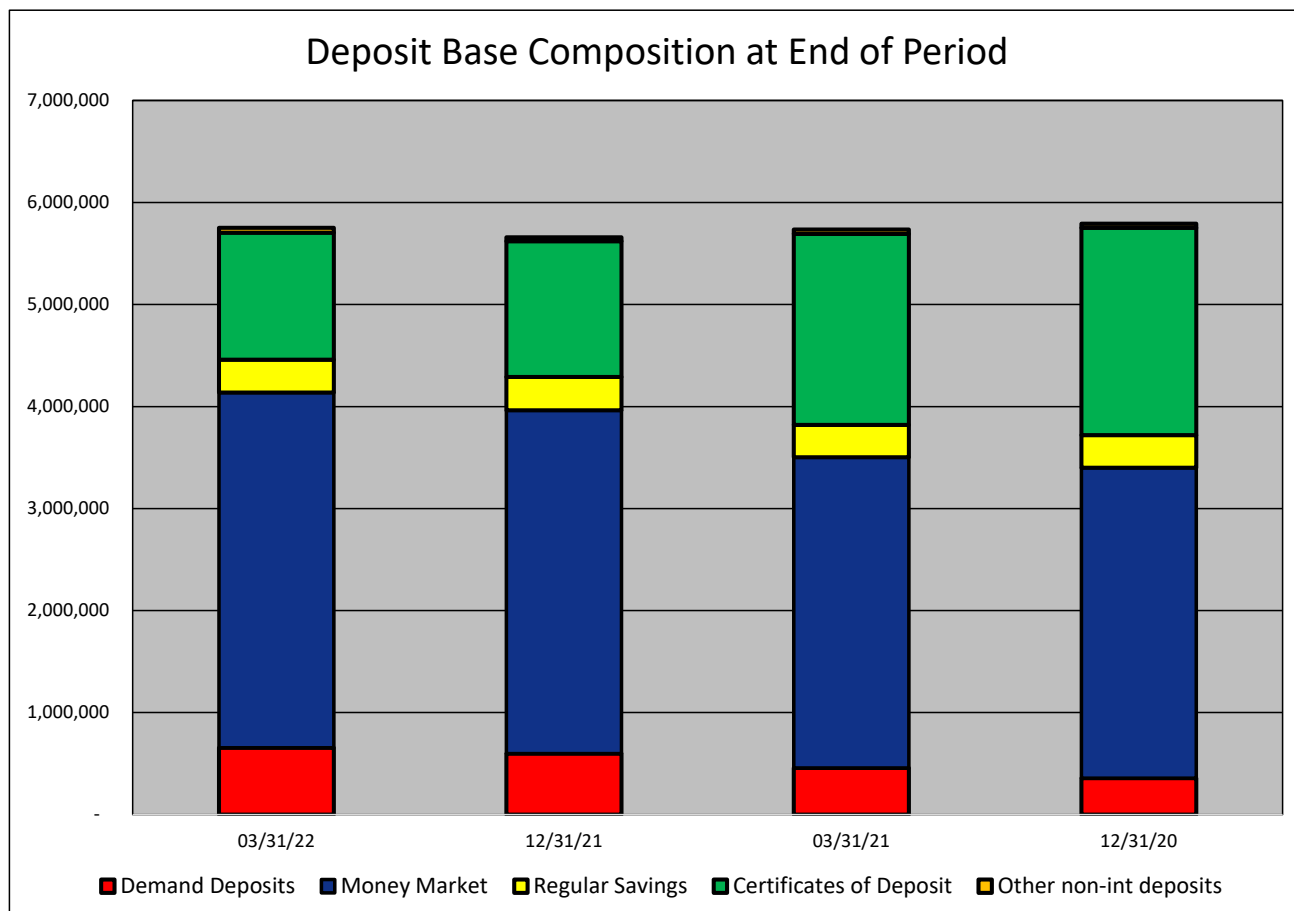
| | | | | | | |
|-------------------------|---------------|---------------|---------------|---------------|-----------------|----------------|
| Total-90+ Days Past Due | 10 | 8 | 3 | 221 | 7 | 233.33 |
| Total-Nonaccrual | 46,958 | 49,773 | 88,777 | 87,479 | (41,819) | (47.11) |
| Foreclosed Real Estate | 9,720 | 9,720 | 400 | 427 | 9,320 | 2,330.00 |
| Total Non-perf Assets | <u>56,688</u> | <u>59,501</u> | <u>89,180</u> | <u>88,127</u> | <u>(32,492)</u> | <u>(36.43)</u> |

DEPOSIT BASE COMPOSITION - Amerant Bank, National Association
(Dollars in Thousands)

| As of: | 03/31/22 | 12/31/21 | 03/31/21 | 12/31/20 | \$ Change 12 MTHS | % Change 12 MTHS |
|--------|----------|----------|----------|----------|----------------------|---------------------|
|--------|----------|----------|----------|----------|----------------------|---------------------|

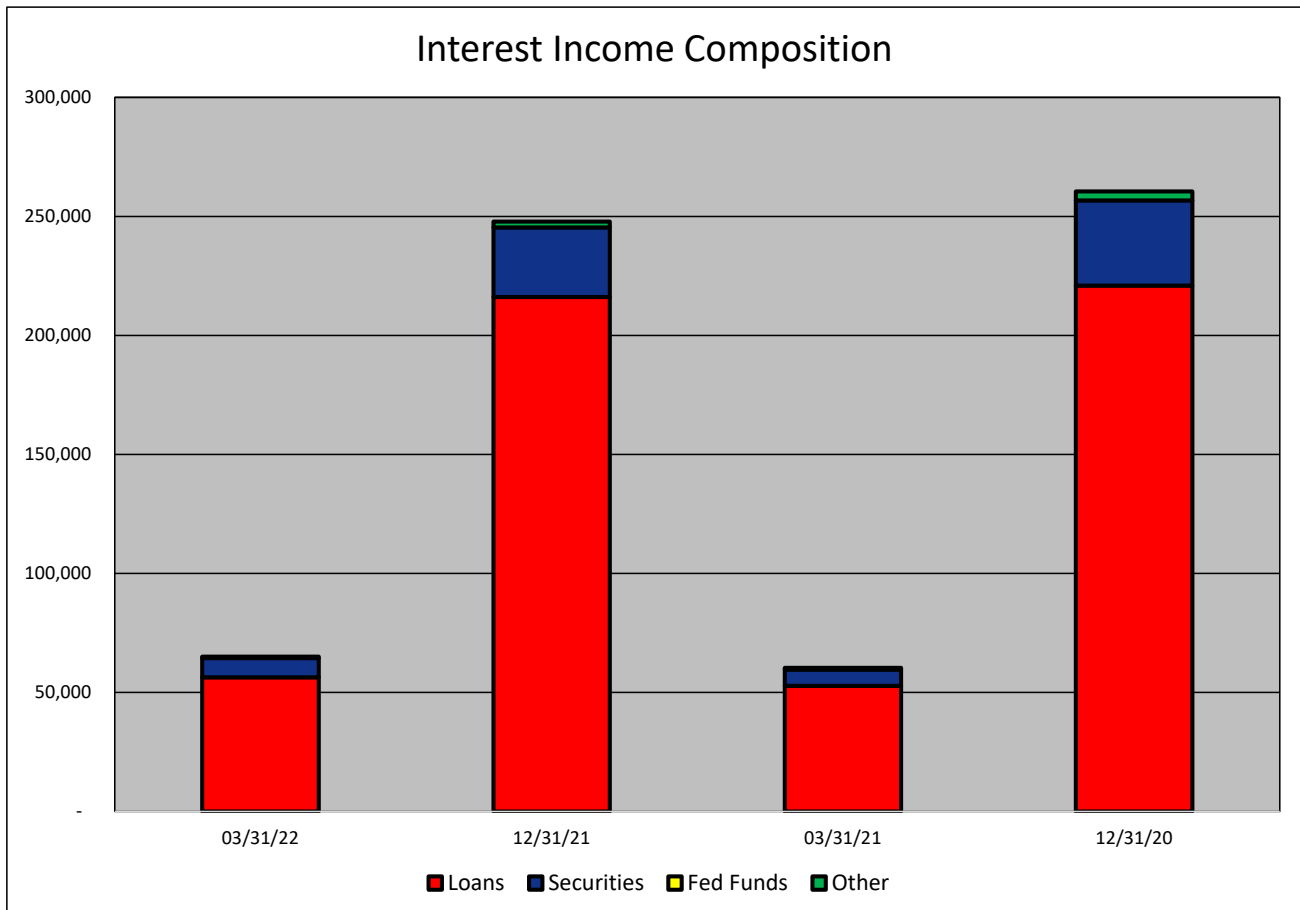
DEPOSIT BASE CATEGORY:

| | | | | | | |
|-------------------------|------------------|------------------|------------------|------------------|---------------|-------------|
| Demand Deposits | 655,967 | 598,143 | 457,397 | 358,113 | 198,570 | 43.41 |
| Money Market | 3,480,805 | 3,364,845 | 3,044,880 | 3,041,960 | 435,925 | 14.32 |
| Regular Savings | 323,456 | 325,826 | 317,981 | 320,032 | 5,475 | 1.72 |
| Certificates of Deposit | 1,242,831 | 1,332,379 | 1,872,477 | 2,031,943 | (629,646) | (33.63) |
| Other non-int deposits | 49,095 | 37,780 | 41,566 | 39,183 | 7,529 | 18.11 |
| Total Deposits | 5,752,154 | 5,658,973 | 5,734,301 | 5,791,231 | 17,853 | 0.31 |



INTEREST INCOME COMPOSITION- Amerant Bank, National Association
(Dollars in Thousands)

| As of: | 03/31/22 | 12/31/21 | 03/31/21 | 12/31/20 | \$ Change 12 MTHS | % Change 12 MTHS |
|---------------------------------|---------------|----------------|---------------|----------------|----------------------|---------------------|
| INTEREST INCOME CATEGORY | | | | | | |
| Loans | 56,338 | 216,097 | 52,771 | 220,898 | 3,567 | 6.76 |
| Securities | 8,079 | 29,265 | 6,880 | 35,786 | 1,199 | 17.43 |
| Fed Funds | - | - | - | - | - | NA |
| Other | 679 | 2,474 | 676 | 3,859 | 3 | 0.44 |
| Total Int Income | 65,096 | 247,836 | 60,327 | 260,543 | 4,769 | 7.91 |

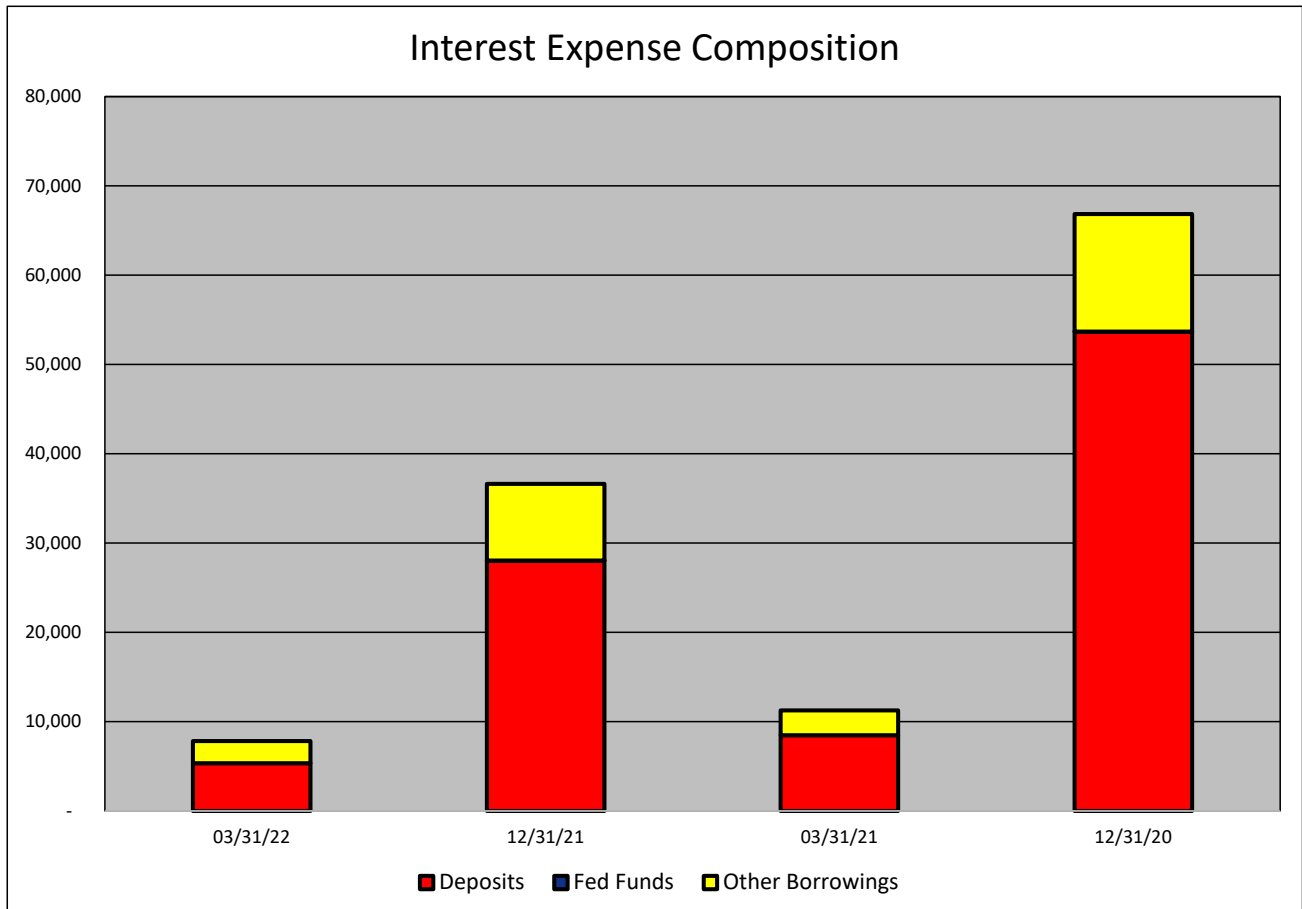


INTEREST EXPENSE COMPOSITION- Amerant Bank, National Association
(Dollars in Thousands)

| As of: | 03/31/22 | 12/31/21 | 03/31/21 | 12/31/20 | \$ Change 12 MTHS | % Change 12 MTHS |
|--------|----------|----------|----------|----------|----------------------|---------------------|
|--------|----------|----------|----------|----------|----------------------|---------------------|

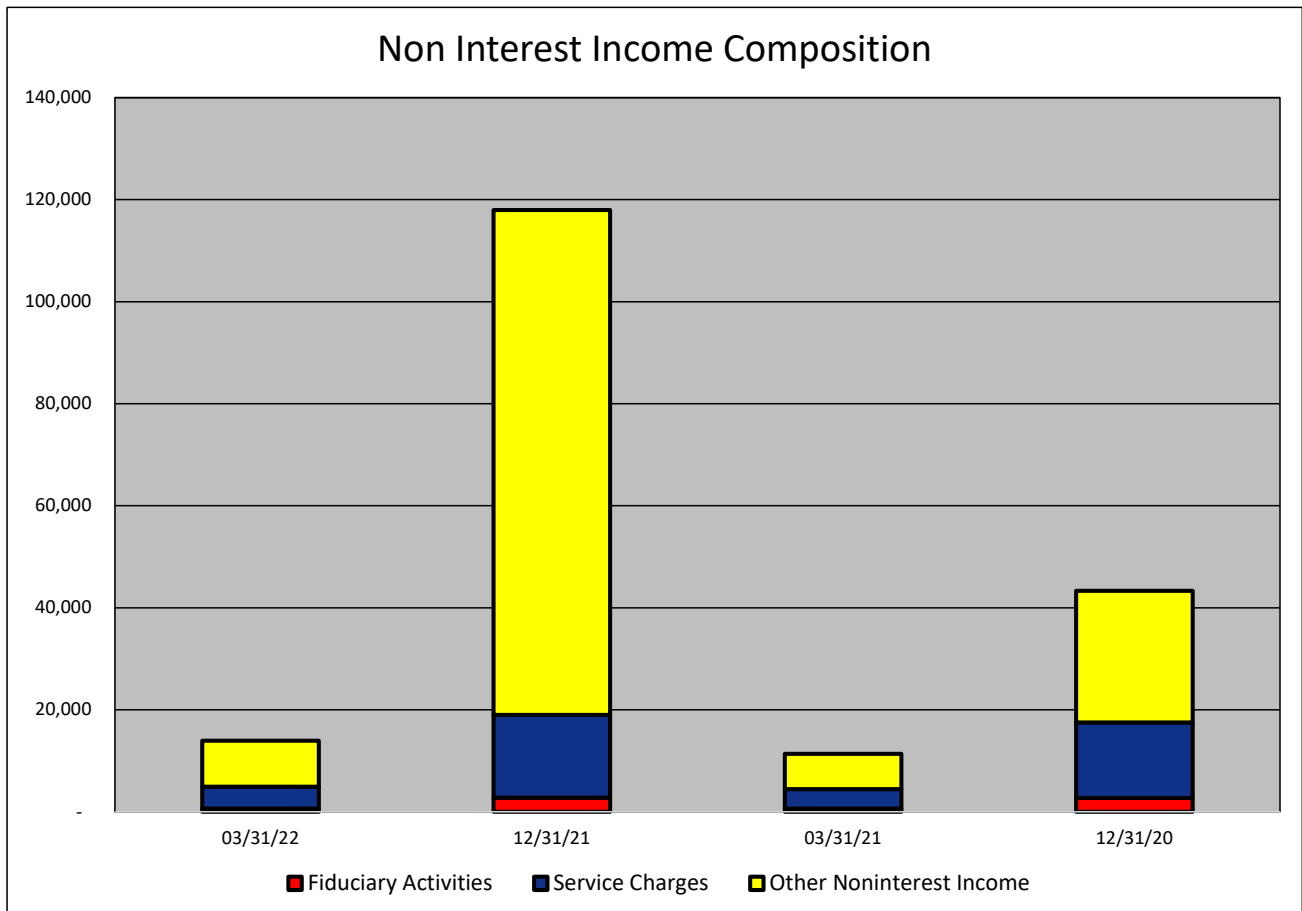
INTEREST EXPENSE CATEGORY

| | | | | | | |
|--------------------------|--------------|---------------|---------------|---------------|----------------|----------------|
| Deposits | 5,341 | 28,040 | 8,490 | 53,686 | (3,149) | (37.09) |
| Fed Funds | - | 1 | - | 1 | - | NA |
| Other Borrowings | 2,481 | 8,595 | 2,758 | 13,168 | (277) | (10.04) |
| Total Int Expense | 7,822 | 36,636 | 11,248 | 66,855 | (3,426) | (30.46) |



NONINTEREST INCOME COMPOSITION- Amerant Bank, National Association
(Dollars in Thousands)

| As of: | 03/31/22 | 12/31/21 | 03/31/21 | 12/31/20 | \$ Change 12 MTHS | % Change 12 MTHS |
|------------------------------------|---------------|----------------|---------------|---------------|----------------------|---------------------|
| NONINTEREST INCOME CATEGORY | | | | | | |
| Fiduciary Activities | 633 | 2,755 | 640 | 2,746 | (7) | (1.09) |
| Service Charges | 4,302 | 16,222 | 3,819 | 14,783 | 483 | 12.65 |
| Other Noninterest Income | 8,988 | 98,972 | 6,875 | 25,800 | 2,113 | 30.73 |
| Total Nonint. Income | 13,923 | 117,949 | 11,334 | 43,329 | 2,589 | 22.84 |

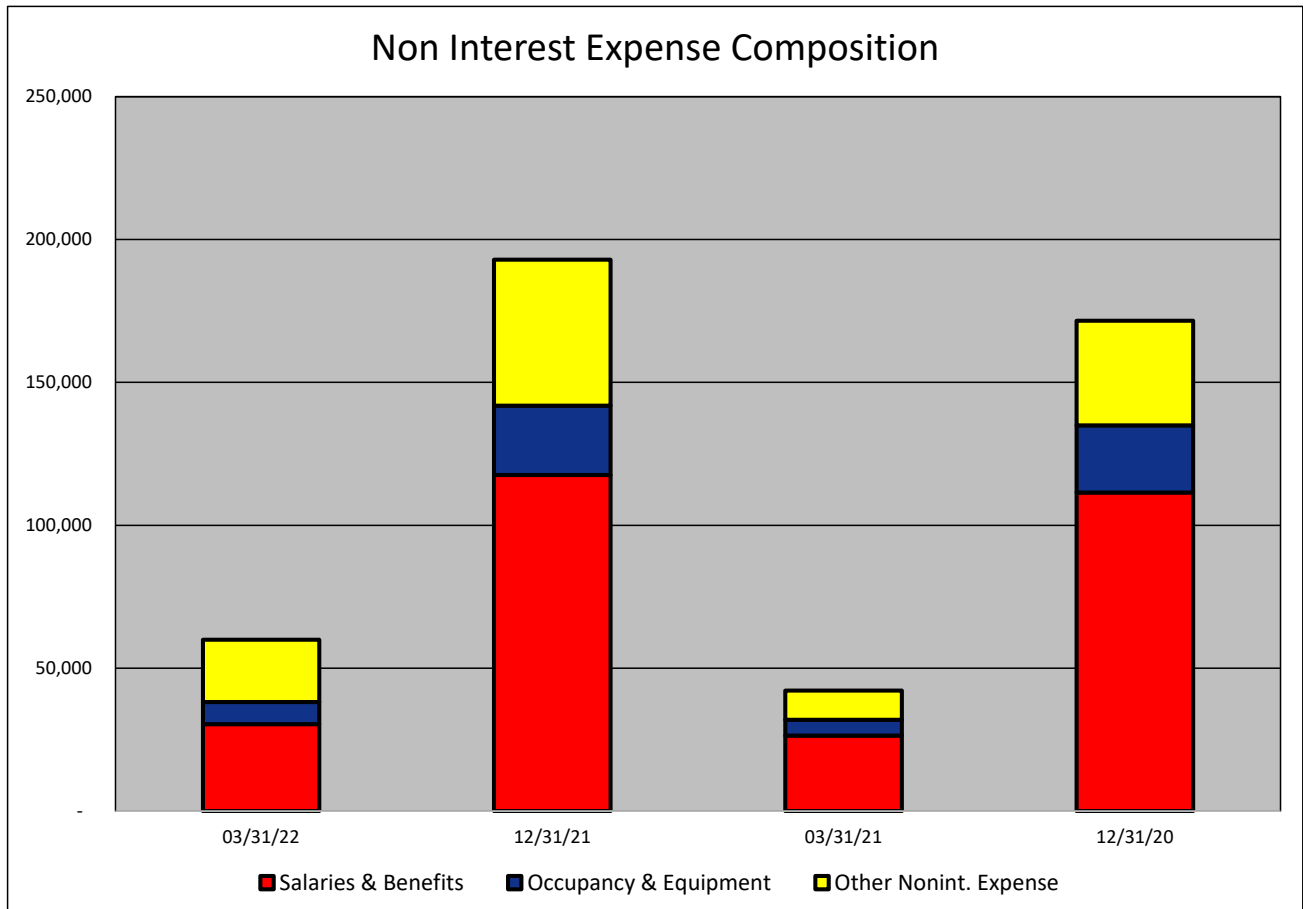


NONINTEREST EXPENSE COMPOSITION- Amerant Bank, National Association
(Dollars in Thousands)

| As of: | 03/31/22 | 12/31/21 | 03/31/21 | 12/31/20 | \$ Change 12 MTHS | % Change 12 MTHS |
|--------|----------|----------|----------|----------|----------------------|---------------------|
|--------|----------|----------|----------|----------|----------------------|---------------------|

NONINTEREST EXPENSE CATEGORY

| | | | | | | |
|------------------------------|---------------|----------------|---------------|----------------|--------------|--------------|
| Salaries & Benefits | 30,403 | 117,585 | 26,427 | 111,469 | 3976 | 15.05 |
| Occupancy & Equipment | 7,794 | 24,269 | 5,527 | 23,509 | 2267 | 41.02 |
| Other Nonint. Expense | 21,740 | 51,096 | 10,242 | 36,596 | 11498 | 112.26 |
| Total Nonint. Expense | 59,937 | 192,950 | 42,196 | 171,574 | 17741 | 42.04 |



PEER GROUP COMPARISONS REPORT
South Florida Group

BALANCE SHEET

| Institution name | Total Assets \$'000 | | % Change in Assets |
|--|---------------------|------------|--------------------|
| | This Year | Last Year | |
| Gulf Atlantic Bank | 87,808 | 44,865 | 95.72 |
| Pacific National Bank | 1,088,352 | 783,826 | 38.85 |
| Banco Do Brasil Americas | 1,017,077 | 740,210 | 37.40 |
| Bradesco Bac Florida Bank | 2,907,288 | 2,160,008 | 34.60 |
| Grove Bank & Trust | 1,219,973 | 932,692 | 30.80 |
| Professional Bank | 2,866,210 | 2,233,693 | 28.32 |
| Helm Bank Usa | 1,181,139 | 944,443 | 25.06 |
| Banesco Usa | 2,417,106 | 1,971,103 | 22.63 |
| U. S. Century Bank | 1,967,252 | 1,633,359 | 20.44 |
| Apollo Bank | 1,067,194 | 903,981 | 18.05 |
| Intercredit Bank, National Association | 471,447 | 406,130 | 16.08 |
| The First National Bank Of South Miami | 1,057,779 | 916,424 | 15.42 |
| Ocean Bank | 5,367,008 | 4,704,177 | 14.09 |
| City National Bank Of Florida | 22,101,038 | 19,742,021 | 11.95 |
| Terrabank, National Association | 656,532 | 594,239 | 10.48 |
| Interamerican Bank, A Fsb | 273,648 | 251,498 | 8.81 |
| International Finance Bank | 949,328 | 876,246 | 8.34 |
| First State Bank Of The Florida Keys | 1,300,198 | 1,224,740 | 6.16 |
| Bankunited, National Association | 36,202,653 | 35,051,519 | 3.28 |
| Amerant Bank, National Association | 7,769,927 | 7,741,545 | 0.37 |
| Sunstate Bank | 512,230 | 521,811 | (1.84) |
| Plus International Bank | 78,752 | 94,294 | (16.48) |
| Eastern National Bank | 259,773 | 338,196 | (23.19) |

| | | | |
|----------------------------|-----------|-----------|-------|
| Select Peer Average | 4,035,640 | 3,687,436 | 17.62 |
|----------------------------|-----------|-----------|-------|

PEER GROUP COMPARISONS REPORT
South Florida Group

BALANCE SHEET

| Institution name | Total Loans \$000 | | % Change in Loans |
|--|-------------------|------------|-------------------|
| | This Year | Last Year | |
| Gulf Atlantic Bank | 48,419 | 18,395 | 163.22 |
| Pacific National Bank | 624,407 | 468,350 | 33.32 |
| Apollo Bank | 704,563 | 529,393 | 33.09 |
| Bradesco Bac Florida Bank | 2,020,275 | 1,624,884 | 24.33 |
| Banesco Usa | 1,729,740 | 1,439,948 | 20.13 |
| Banco Do Brasil Americas | 572,612 | 486,760 | 17.64 |
| Terrabank, National Association | 336,104 | 292,418 | 14.94 |
| U. S. Century Bank | 1,258,388 | 1,103,981 | 13.99 |
| City National Bank Of Florida | 14,177,457 | 12,606,779 | 12.46 |
| Intercredit Bank, National Association | 360,530 | 322,339 | 11.85 |
| International Finance Bank | 753,449 | 708,474 | 6.35 |
| Professional Bank | 1,823,704 | 1,730,935 | 5.36 |
| Ocean Bank | 3,936,151 | 3,737,679 | 5.31 |
| Bankunited, National Association | 23,370,029 | 23,374,837 | (0.02) |
| Grove Bank & Trust | 401,521 | 403,180 | (0.41) |
| Amerant Bank, National Association | 5,721,177 | 5,754,838 | (0.58) |
| First State Bank Of The Florida Keys | 720,833 | 732,787 | (1.63) |
| Interamerican Bank, A Fsb | 162,407 | 168,577 | (3.66) |
| Sunstate Bank | 213,042 | 248,843 | (14.39) |
| Helm Bank Usa | 434,860 | 513,852 | (15.37) |
| The First National Bank Of South Miami | 518,718 | 619,033 | (16.21) |
| Eastern National Bank | 162,623 | 231,196 | (29.66) |
| Plus International Bank | 43,197 | 67,441 | (35.95) |

| | | | |
|----------------------------|-----------|-----------|-------|
| Select Peer Average | 2,612,792 | 2,486,301 | 10.61 |
|----------------------------|-----------|-----------|-------|

PEER GROUP COMPARISONS REPORT
South Florida Group

CAPITAL RATIOS
For the three months ended March 31, 2022

| Institution name | Equity/ Assets | Leverage Ratio | Tier 1 Risk- based Ratio | Risk based Capital Ratio | Common Equity Tier 1 Capital Ratio |
|--|-------------------|-------------------|-----------------------------|-----------------------------|--|
| Plus International Bank | 17.04 | 17.08 | 31.89 | 33.14 | 31.89 |
| Gulf Atlantic Bank | 9.64 | 11.43 | 15.13 | 15.96 | 15.13 |
| Interamerican Bank, A Fsb | 10.87 | 10.96 | 20.42 | 21.70 | 20.42 |
| Amerant Bank, National Association | 10.51 | 10.75 | 12.58 | 13.46 | 12.58 |
| Ocean Bank | 9.93 | 10.30 | 12.77 | 14.03 | 12.77 |
| Grove Bank & Trust | 9.87 | 10.24 | 23.23 | 24.49 | 23.23 |
| Pacific National Bank | 9.21 | 10.14 | 15.34 | 16.25 | 15.34 |
| Sunstate Bank | 11.21 | 10.00 | 16.33 | 17.14 | 16.33 |
| Intercredit Bank, National Association | 8.40 | 9.71 | 0.00 | 0.00 | 0.00 |
| City National Bank Of Florida | 9.44 | 9.70 | 13.58 | 14.46 | 13.58 |
| Bankunited, National Association | 9.14 | 9.58 | 14.52 | 14.98 | 14.52 |
| U. S. Century Bank | 9.71 | 9.42 | 13.27 | 14.41 | 13.27 |
| Apollo Bank | 8.50 | 9.40 | 12.29 | 13.21 | 12.29 |
| Helm Bank Usa | 7.25 | 9.38 | 32.12 | 33.39 | 32.12 |
| Bradesco Bac Florida Bank | 8.99 | 9.29 | 15.93 | 16.98 | 15.93 |
| First State Bank Of The Florida Keys | 7.08 | 8.53 | 16.57 | 17.83 | 16.57 |
| Banesco Usa | 6.75 | 8.38 | 10.34 | 12.34 | 10.34 |
| Eastern National Bank | 8.39 | 8.33 | 12.87 | 14.13 | 12.87 |
| Professional Bank | 8.37 | 8.15 | 12.01 | 12.81 | 12.01 |
| International Finance Bank | 7.95 | 8.05 | 10.67 | 11.82 | 10.67 |
| The First National Bank Of South Miami | 7.51 | 7.98 | 16.25 | 17.51 | 16.25 |
| Banco Do Brasil Americas | 7.79 | 7.79 | 16.44 | 17.70 | 16.44 |
| Terrabank, National Association | 4.97 | 6.90 | 12.80 | 13.98 | 12.80 |

| | | | | | |
|----------------------------|------|------|-------|-------|-------|
| Select Peer Average | 9.07 | 9.63 | 15.54 | 16.60 | 15.54 |
|----------------------------|------|------|-------|-------|-------|

PEER GROUP COMPARISONS REPORT
South Florida Group

BALANCE SHEET RATIOS
For the three months ended March 31, 2022

| Institution name | Loans/ Deposits | Gross Loans/ Assets | Securities/ Assets |
|--|--------------------|------------------------|-----------------------|
| Amerant Bank, National Association | 99.46 | 73.63 | 16.17 |
| Banesco Usa | 97.62 | 71.56 | 20.08 |
| Intercredit Bank, National Association | 93.32 | 76.47 | 20.78 |
| International Finance Bank | 86.40 | 79.37 | 9.17 |
| Ocean Bank | 82.02 | 73.34 | 13.79 |
| Bankunited, National Association | 81.29 | 64.55 | 28.93 |
| Bradesco Bac Florida Bank | 78.64 | 69.49 | 11.97 |
| City National Bank Of Florida | 75.38 | 64.15 | 27.84 |
| Apollo Bank | 74.41 | 66.02 | 22.12 |
| U. S. Century Bank | 73.10 | 63.97 | 26.16 |
| Professional Bank | 69.97 | 63.63 | 7.40 |
| Pacific National Bank | 68.89 | 57.37 | 22.81 |
| Eastern National Bank | 68.76 | 62.60 | 1.51 |
| Interamerican Bank, A Fsb | 67.21 | 59.35 | 0.00 |
| Plus International Bank | 66.46 | 54.85 | 0.83 |
| Gulf Atlantic Bank | 64.23 | 55.14 | 16.40 |
| Banco Do Brasil Americas | 63.83 | 56.30 | 12.29 |
| First State Bank Of The Florida Keys | 61.68 | 55.44 | 34.17 |
| The First National Bank Of South Miami | 55.45 | 49.04 | 17.19 |
| Terrabank, National Association | 54.45 | 51.19 | 36.77 |
| Sunstate Bank | 49.02 | 41.59 | 15.46 |
| Helm Bank Usa | 39.85 | 36.82 | 21.40 |
| Grove Bank & Trust | 38.13 | 32.91 | 31.39 |

| | | | |
|----------------------------|-------|-------|-------|
| Select Peer Average | 69.98 | 59.95 | 18.03 |
|----------------------------|-------|-------|-------|

PEER GROUP COMPARISONS REPORT
South Florida Group

PROFITABILITY RATIOS
For the three months ended March 31, 2022

| Institution name | Avg Total Assets (\$000) | Return on Avg Assets | Return on Avg Equity |
|--|--------------------------|----------------------|----------------------|
| City National Bank Of Florida | 22,189,400 | 1.15 | 11.93 |
| First State Bank Of The Florida Keys | 1,295,852 | 1.06 | 14.29 |
| U. S. Century Bank | 1,924,283 | 1.01 | 9.84 |
| Bankunited, National Association | 35,593,395 | 0.97 | 10.22 |
| Apollo Bank | 1,060,773 | 0.91 | 10.20 |
| Amerant Bank, National Association | 7,674,506 | 0.88 | 7.78 |
| Ocean Bank | 5,303,267 | 0.87 | 8.63 |
| International Finance Bank | 955,885 | 0.78 | 9.84 |
| Bradesco Bac Florida Bank | 2,884,560 | 0.74 | 8.13 |
| Banesco Usa | 2,272,662 | 0.72 | 9.52 |
| Plus International Bank | 78,558 | 0.72 | 4.23 |
| Pacific National Bank | 1,014,190 | 0.66 | 7.35 |
| Helm Bank Usa | 1,076,393 | 0.54 | 6.30 |
| Sunstate Bank | 506,333 | 0.45 | 3.97 |
| Professional Bank | 2,740,192 | 0.43 | 4.92 |
| Banco Do Brasil Americas | 931,205 | 0.34 | 4.02 |
| Intercredit Bank, National Association | 458,698 | 0.31 | 3.36 |
| The First National Bank Of South Miami | 1,070,450 | 0.24 | 3.19 |
| Terrabank, National Association | 643,904 | 0.22 | 3.86 |
| Interamerican Bank, A Fsb | 271,615 | 0.17 | 1.54 |
| Grove Bank & Trust | 1,194,849 | 0.15 | 1.44 |
| Eastern National Bank | 262,506 | (1.14) | (13.43) |
| Gulf Atlantic Bank | 78,963 | (1.41) | (12.80) |

| | | | |
|----------------------------|-----------|------|------|
| Select Peer Average | 3,977,497 | 0.47 | 5.14 |
|----------------------------|-----------|------|------|

PEER GROUP COMPARISONS REPORT
South Florida Group

PROFITABILITY RATIOS
For the three months ended March 31, 2022

| Institution name | Noninterest Income/AA | Net Overhead Ratio | Efficiency Ratio | Assets (per million) per Employee |
|---|--------------------------|--------------------------|---------------------|---|
| City National Bank Of Florida | 0.43 | 1.06 | 49.30 | 22.55 |
| Bankunited, National Association | 0.24 | 1.10 | 49.55 | 23.90 |
| U. S. Century Bank | 0.40 | 1.60 | 58.96 | 10.35 |
| Pacific National Bank | 0.31 | 1.49 | 64.43 | 11.70 |
| Apollo Bank | 0.32 | 1.94 | 66.35 | 10.67 |
| Bradesco Bac Florida Bank | 0.64 | 1.45 | 66.35 | 13.21 |
| First State Bank Of The Florida Keys | 0.37 | 1.76 | 68.00 | 8.33 |
| International Finance Bank | 0.36 | 1.98 | 68.48 | 9.13 |
| Ocean Bank | 0.51 | 1.98 | 69.74 | 8.32 |
| Banesco Usa | 0.61 | 2.11 | 69.76 | 8.54 |
| Helm Bank Usa | 0.63 | 1.68 | 76.40 | 10.36 |
| Professional Bank | 0.21 | 2.14 | 77.16 | 13.78 |
| Sunstate Bank | 0.61 | 1.69 | 79.39 | 8.68 |
| Banco Do Brasil Americas | 0.66 | 1.99 | 80.53 | 6.56 |
| Amerant Bank, National Association | 0.73 | 2.40 | 84.21 | 11.48 |
| Terrabank, National Association | 0.59 | 2.01 | 84.92 | 6.14 |
| The First National Bank Of South Miami | 0.38 | 1.74 | 86.47 | 8.53 |
| Intercredit Bank, National Association | 0.19 | 2.82 | 88.10 | 6.37 |
| Grove Bank & Trust | 0.79 | 1.42 | 90.36 | 11.51 |
| Interamerican Bank, A Fsb | 0.20 | 2.78 | 106.70 | 3.80 |
| Plus International Bank | 0.22 | 3.65 | 116.74 | 7.16 |
| Gulf Atlantic Bank | 0.34 | 3.86 | 139.26 | 4.62 |
| Eastern National Bank | 0.37 | 4.08 | 148.70 | 4.12 |

| | | | | |
|----------------------------|------|------|-------|------|
| Select Peer Average | 0.44 | 2.12 | 82.17 | 9.99 |
|----------------------------|------|------|-------|------|

PEER GROUP COMPARISONS REPORT
South Florida Group

ASSET QUALITY RATIOS
For the three months ended March 31, 2022

| Institution name | Reserves/ Loans | Nonperf Loans/ Total Loans | Nonperf Assets/ Total Assets | Adjusted Texas Ratio |
|--|--------------------|----------------------------------|------------------------------------|-------------------------|
| Grove Bank & Trust | 2.17 | 0.00 | 0.00 | 0.00 |
| Gulf Atlantic Bank | 1.02 | 0.00 | 0.00 | 0.00 |
| U. S. Century Bank | 1.20 | 0.00 | 0.00 | 0.00 |
| Terrabank, National Association | 1.21 | 0.06 | 0.03 | 0.53 |
| Professional Bank | 0.74 | 0.12 | 0.07 | 0.93 |
| Bradesco Bac Florida Bank | 0.87 | 0.11 | 0.08 | 0.81 |
| Apollo Bank | 1.04 | 0.12 | 0.08 | 0.79 |
| First State Bank Of The Florida Keys | 1.29 | 0.15 | 0.08 | 1.07 |
| Sunstate Bank | 1.16 | 0.22 | 0.09 | 0.90 |
| Ocean Bank | 1.63 | 0.15 | 0.12 | 1.08 |
| Banco Do Brasil Americas | 1.21 | 0.24 | 0.13 | 1.78 |
| Pacific National Bank | 0.87 | 0.00 | 0.16 | 1.63 |
| The First National Bank Of South Miami | 1.51 | 0.57 | 0.28 | 3.40 |
| City National Bank Of Florida | 0.97 | 0.44 | 0.29 | 3.07 |
| International Finance Bank | 1.09 | 0.57 | 0.45 | 5.17 |
| BanESCO Usa | 1.26 | 0.64 | 0.46 | 6.00 |
| Eastern National Bank | 1.81 | 0.79 | 0.50 | 5.20 |
| Helm Bank Usa | 1.90 | 1.49 | 0.55 | 6.90 |
| Amerant Bank, National Association | 0.98 | 0.82 | 0.73 | 6.65 |
| Intercredit Bank, National Association | 1.76 | 1.19 | 0.93 | 9.55 |
| Interamerican Bank, A Fsb | 2.90 | 2.02 | 1.20 | 9.52 |
| Plus International Bank | 1.25 | 2.99 | 1.64 | 9.24 |
| BankUnited, National Association | 0.54 | 3.66 | 2.37 | 8.67 |

| | | | | |
|----------------------------|------|------|------|------|
| Select Peer Average | 1.32 | 0.71 | 0.45 | 3.60 |
|----------------------------|------|------|------|------|

PEER GROUP COMPARISONS REPORT
South Florida Group

STATEMENT OF CONDITION (% OF ASSETS)
For the three months ended March 31, 2022

| Institution name | Cash & Nointerest bearing Deps | Interest- bearing Bal | Fed Funds Sold & Repos | Held to Maturity Secs | Available for Sale Secs |
|--|--------------------------------------|--------------------------|---------------------------|--------------------------|----------------------------|
| Plus International Bank | 31.61 | 12.73 | 0.00 | 0.83 | 0.00 |
| Eastern National Bank | 18.58 | 15.04 | 0.00 | 0.00 | 0.80 |
| Terrabank, National Association | 5.91 | 2.70 | 0.00 | 0.00 | 36.69 |
| Helm Bank Usa | 5.37 | 36.03 | 0.00 | 0.00 | 21.32 |
| Bradesco Bac Florida Bank | 2.46 | 6.26 | 0.00 | 1.37 | 10.47 |
| Professional Bank | 1.63 | 23.40 | 0.84 | 0.01 | 7.19 |
| Apollo Bank | 1.21 | 6.06 | 0.00 | 0.00 | 22.12 |
| Grove Bank & Trust | 1.19 | 30.79 | 0.00 | 25.75 | 5.33 |
| Sunstate Bank | 1.08 | 23.85 | 14.05 | 0.00 | 15.46 |
| Pacific National Bank | 0.97 | 13.73 | 0.00 | 0.00 | 22.81 |
| First State Bank Of The Florida Keys | 0.87 | 8.67 | 0.00 | 1.63 | 32.54 |
| City National Bank Of Florida | 0.81 | 0.90 | 0.90 | 9.07 | 18.59 |
| Ocean Bank | 0.80 | 8.92 | 0.00 | 0.00 | 13.75 |
| Gulf Atlantic Bank | 0.74 | 19.00 | 0.00 | 3.25 | 13.15 |
| U. S. Century Bank | 0.70 | 4.08 | 0.00 | 6.22 | 19.94 |
| Banco Do Brasil Americas | 0.49 | 28.93 | 0.22 | 0.00 | 11.61 |
| The First National Bank Of South Miami | 0.45 | 32.47 | 0.00 | 1.89 | 15.30 |
| Banesco Usa | 0.44 | 3.89 | 0.00 | 0.00 | 19.99 |
| Interamerican Bank, A Fsb | 0.43 | 39.87 | 0.00 | 0.00 | 0.00 |
| Amerant Bank, National Association | 0.41 | 3.02 | 0.00 | 1.44 | 14.73 |
| Intercredit Bank, National Association | 0.39 | 1.50 | 0.00 | 0.00 | 20.78 |
| International Finance Bank | 0.12 | 9.15 | 2.11 | 1.70 | 7.22 |
| Bankunited, National Association | 0.05 | 1.88 | 0.00 | 0.03 | 28.90 |

| | | | | | |
|----------------------------|-------------|--------------|-------------|-------------|--------------|
| Select Peer Average | 3.34 | 14.47 | 0.79 | 2.31 | 15.60 |
|----------------------------|-------------|--------------|-------------|-------------|--------------|

PEER GROUP COMPARISONS REPORT
South Florida Group

STATEMENT OF CONDITION (% OF ASSETS)
For the three months ended March 31, 2022

| Institution name | Net Loans & Leases | Premises & Fixed Assets | Total Real Estate Owned | Intangible Assets |
|--|-----------------------|----------------------------|----------------------------|----------------------|
| International Finance Bank | 78.50 | 0.12 | 0.00 | 0.11 |
| Intercredit Bank, National Association | 75.13 | 0.23 | 0.02 | 0.00 |
| Ocean Bank | 72.13 | 1.30 | 0.01 | 0.02 |
| Amerant Bank, National Association | 71.81 | 2.28 | 0.13 | 0.28 |
| Banesco Usa | 70.66 | 0.88 | 0.00 | 0.00 |
| Bradesco Bac Florida Bank | 68.89 | 0.08 | 0.00 | 0.05 |
| Apollo Bank | 65.33 | 1.65 | 0.00 | 0.05 |
| Bankunited, National Association | 64.21 | 0.37 | 0.00 | 0.23 |
| City National Bank Of Florida | 63.28 | 0.35 | 0.01 | 0.75 |
| U. S. Century Bank | 63.20 | 0.94 | 0.00 | 0.00 |
| Professional Bank | 63.12 | 0.29 | 0.00 | 0.90 |
| Eastern National Bank | 61.47 | 0.68 | 0.00 | 0.00 |
| Interamerican Bank, A Fsb | 57.63 | 1.43 | 0.00 | 0.00 |
| Pacific National Bank | 56.88 | 2.68 | 0.16 | 0.04 |
| Banco Do Brasil Americas | 55.62 | 0.05 | 0.00 | 1.03 |
| First State Bank Of The Florida Keys | 54.72 | 0.82 | 0.00 | 0.00 |
| Gulf Atlantic Bank | 54.58 | 5.70 | 0.00 | 0.00 |
| Plus International Bank | 54.16 | 0.19 | 0.00 | 0.00 |
| Terrabank, National Association | 50.57 | 1.03 | 0.00 | 0.00 |
| The First National Bank Of South Miami | 48.30 | 0.60 | 0.00 | 0.00 |
| Sunstate Bank | 41.11 | 1.21 | 0.00 | 1.64 |
| Helm Bank Usa | 36.12 | 0.04 | 0.00 | 0.00 |
| Grove Bank & Trust | 32.20 | 1.29 | 0.00 | 0.00 |

| | | | | |
|----------------------------|-------|------|------|------|
| Select Peer Average | 59.11 | 1.05 | 0.01 | 0.22 |
|----------------------------|-------|------|------|------|

PEER GROUP COMPARISONS REPORT
South Florida Group

STATEMENT OF CONDITION (% OF TOTAL FUNDING SOURCES)
For the three months ended March 31, 2022

| Institution name | Non Interest Bearing Deps | Interest Bearing Deps | Total Deps | Total Fed Funds & Repos | Other Borrowed Money |
|--|------------------------------|--------------------------|---------------|-------------------------------|----------------------------|
| Terrabank, National Association | 63.51 | 36.49 | 100.00 | 0.00 | 0.00 |
| Helm Bank Usa | 60.20 | 39.80 | 100.00 | 0.00 | 0.00 |
| International Finance Bank | 57.91 | 42.09 | 100.00 | 0.00 | 0.00 |
| Banco Do Brasil Americas | 50.21 | 49.48 | 99.69 | 0.00 | 0.31 |
| Ocean Bank | 45.16 | 54.67 | 99.83 | 0.17 | 0.00 |
| Apollo Bank | 41.99 | 56.46 | 98.44 | 0.00 | 1.56 |
| Sunstate Bank | 41.55 | 54.47 | 96.02 | 0.00 | 3.98 |
| First State Bank Of The Florida Keys | 41.36 | 55.91 | 97.27 | 1.90 | 0.83 |
| City National Bank Of Florida | 38.75 | 55.38 | 94.14 | 0.30 | 5.56 |
| U. S. Century Bank | 37.83 | 60.12 | 97.95 | 0.00 | 2.05 |
| Banesco Usa | 36.83 | 42.91 | 79.75 | 0.00 | 20.25 |
| Bradesco Bac Florida Bank | 35.58 | 62.02 | 97.60 | 0.00 | 2.40 |
| Grove Bank & Trust | 35.28 | 61.11 | 96.38 | 0.41 | 3.20 |
| Professional Bank | 34.10 | 65.71 | 99.81 | 0.00 | 0.19 |
| Bankunited, National Association | 30.49 | 58.32 | 88.81 | 0.61 | 10.58 |
| Plus International Bank | 28.77 | 71.23 | 100.00 | 0.00 | 0.00 |
| The First National Bank Of South Miami | 25.95 | 70.12 | 96.07 | 3.93 | 0.00 |
| Pacific National Bank | 23.68 | 69.16 | 92.83 | 0.00 | 7.17 |
| Interamerican Bank, A Fsb | 23.18 | 76.28 | 99.46 | 0.00 | 0.54 |
| Eastern National Bank | 22.67 | 77.27 | 99.94 | 0.06 | 0.00 |
| Intercredit Bank, National Association | 20.55 | 69.23 | 89.78 | 0.00 | 10.22 |
| Amerant Bank, National Association | 19.58 | 65.86 | 85.44 | 0.00 | 14.56 |
| Gulf Atlantic Bank | 9.74 | 90.26 | 100.00 | 0.00 | 0.00 |

| | | | | | |
|----------------------------|-------|-------|-------|------|------|
| Select Peer Average | 35.86 | 60.19 | 96.05 | 0.32 | 3.63 |
|----------------------------|-------|-------|-------|------|------|

PEER GROUP COMPARISONS REPORT
South Florida Group

YIELDS, COSTS & SPREADS - ASSET YIELDS
For the three months ended March 31, 2022

| Institution name | Yield on Earning Assets | Cost of Funds | Net Interest Margin | Avg Earning Assets/AA |
|--|-------------------------------|------------------|------------------------|--------------------------|
| Plus International Bank | 5.59 | 0.97 | 5.04 | 61.44 |
| Banesco Usa | 3.72 | 0.45 | 3.45 | 95.25 |
| Eastern National Bank | 3.56 | 0.31 | 3.29 | 79.67 |
| Apollo Bank | 3.44 | 0.29 | 3.27 | 94.04 |
| Intercredit Bank, National Association | 3.76 | 0.73 | 3.23 | 99.87 |
| Amerant Bank, National Association | 3.64 | 0.58 | 3.20 | 93.22 |
| Ocean Bank | 3.30 | 0.21 | 3.19 | 95.92 |
| U. S. Century Bank | 3.36 | 0.36 | 3.15 | 94.79 |
| International Finance Bank | 3.26 | 0.49 | 3.06 | 99.62 |
| Gulf Atlantic Bank | 3.32 | 0.43 | 2.96 | 90.35 |
| Professional Bank | 3.22 | 0.41 | 2.96 | 95.33 |
| First State Bank Of The Florida Keys | 2.94 | 0.24 | 2.80 | 97.95 |
| City National Bank Of Florida | 2.94 | 0.20 | 2.73 | 94.42 |
| Banco Do Brasil Americas | 2.89 | 0.39 | 2.70 | 97.41 |
| Terrabank, National Association | 2.73 | 0.22 | 2.65 | 93.18 |
| Pacific National Bank | 3.03 | 0.59 | 2.60 | 95.47 |
| Bradesco Bac Florida Bank | 2.78 | 0.27 | 2.59 | 97.26 |
| Interamerican Bank, A Fsb | 2.79 | 0.32 | 2.58 | 100.58 |
| Bankunited, National Association | 2.76 | 0.33 | 2.54 | 95.95 |
| Helm Bank Usa | 2.58 | 0.20 | 2.50 | 94.12 |
| Sunstate Bank | 2.63 | 0.37 | 2.42 | 94.58 |
| The First National Bank Of South Miami | 2.53 | 0.44 | 2.21 | 93.82 |
| Grove Bank & Trust | 1.85 | 0.15 | 1.71 | 95.42 |

| | | | | |
|----------------------------|------|------|------|-------|
| Select Peer Average | 3.16 | 0.39 | 2.74 | 93.46 |
|----------------------------|------|------|------|-------|