

# Community State Bank

Starke, Florida

Established  
3/19/1957

## Florida Bank and Thrift Performance Report

### Table of Contents

<u>Title</u>	<u>Page</u>
PEER GROUP POSITION	1
EXECUTIVE SUMMARY	2
SELECTED FINANCIAL DATA	3
SECURITIES COMPOSITION	4
LOAN PORTFOLIO COMPOSITION	5
LOAN PORTFOLIO QUALITY	6
DEPOSIT BASE COMPOSITION	7
INTEREST INCOME COMPOSITION	8
INTEREST EXPENSE COMPOSITION	9
NONINTEREST INCOME COMPOSITION	10
NONINTEREST EXPENSE COMPOSITION	11
PEER GROUP COMPARISON	12-24

### **FLORIDA BANKING TEAM**

*David Ajvazi, Jessica Baker, Robert Brink, Amanda Charnley, Jessica Cummings  
Damion Dias, Chelsea Bess, Ed Hacker, Ted Hacker, Renato Hidalgo  
Geoffrey Higgins, Erica Hines, Mariana Abuaita, Steve Kania, Jonathan Smith  
Shane Meteiver, Carson Moss, Peter Nayman, Nick Newton, Dennis Paleveda  
Lynda Saint Joas, Patrick Smith, Tom Smith, Michael Squitieri  
Michael Wells, Sacha Widmaier, Jake Jerrett, Steven Levy, Rafael Zambrano  
Justin Chakkala, Van Hoang, Faith Burdell, Martin Akerman, Andrew Joyce  
Sandra Tapia, Erico Silva*

***Information contained herein was obtained from SNL is believed to be reliable  
however, accuracy is not guaranteed and all peer and state averages are simple averages.***

**PEER GROUP POSITION**

For the  
*North Central Florida Group*

For the three months ended  
March 31, 2015

Institution Name	Total Assets (\$000')
Capital City Bank	2,673,263
First Federal Bank of Florida	1,155,702
Community Bank and Trust of Florida	612,463
Merchants & Southern Bank	439,810
Farmers & Merchants Bank	434,624
Drummond Community Bank	389,663
Citizens State Bank	279,891
Florida Citizens Bank	231,135
Prime Meridian Bank	220,369
Gateway Bank of Central Florida	217,694
Columbia Bank	176,952
Sunshine Savings Bank	154,207
First Avenue National Bank	115,269
Lafayette State Bank	87,200
Peoples State Bank	70,361
<b>Community State Bank</b>	<b>65,951</b>
ProBank	45,423

Institution Name	Return on Avg. Assets (%)
Citizens State Bank	1.41
<b>Community State Bank</b>	<b>1.40</b>
Drummond Community Bank	1.35
First Federal Bank of Florida	1.35
Farmers & Merchants Bank	1.00
Merchants & Southern Bank	1.00
Community Bank and Trust of Florida	0.85
Prime Meridian Bank	0.85
Gateway Bank of Central Florida	0.78
Florida Citizens Bank	0.61
Peoples State Bank	0.43
Capital City Bank	0.21
Columbia Bank	0.16
Sunshine Savings Bank	0.10
First Avenue National Bank	(0.29)
ProBank	(0.95)
Lafayette State Bank	(3.17)

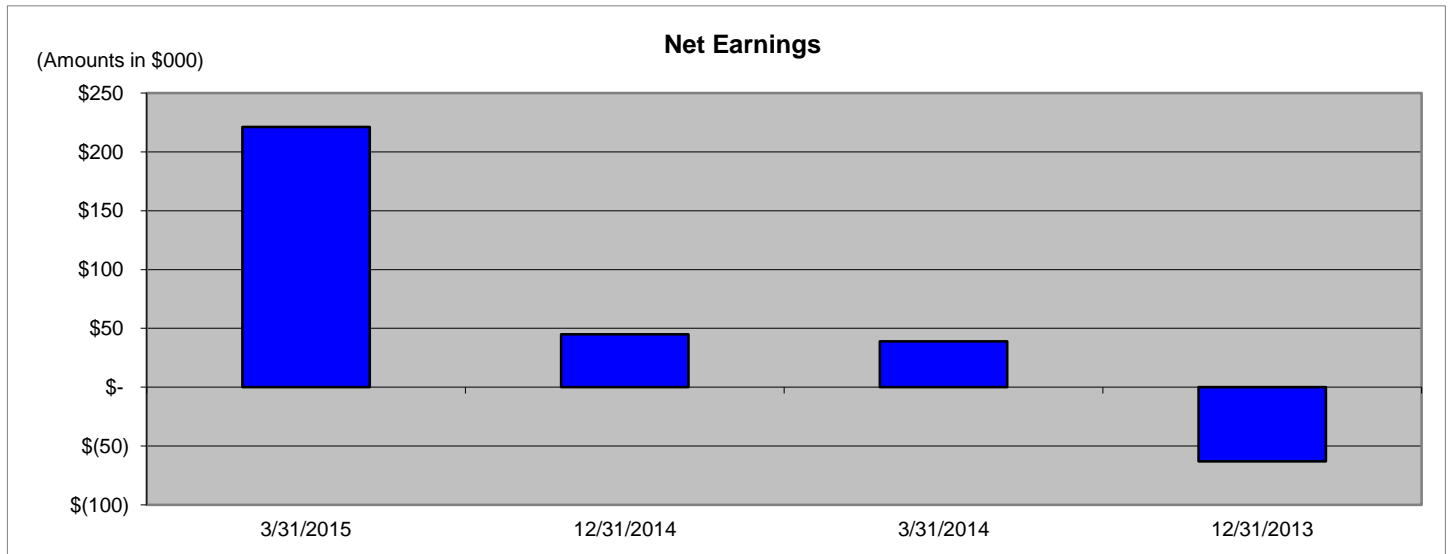
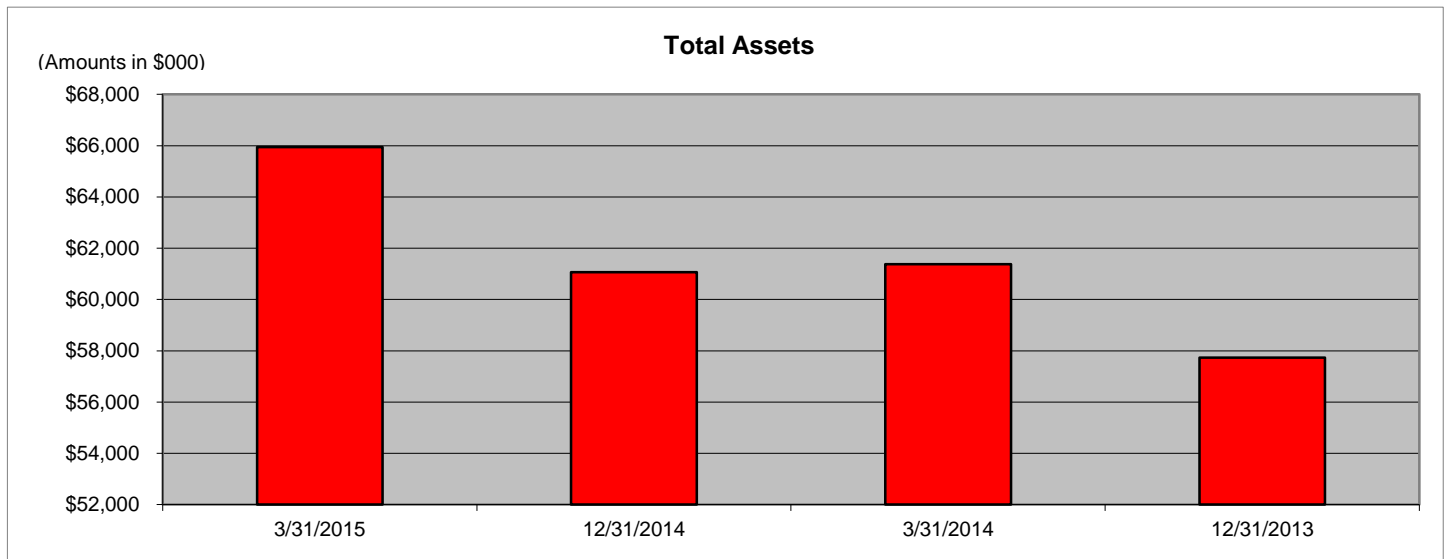
**EXECUTIVE SUMMARY - Community State Bank**  
(Percentage)

Period Ending:	3/31/2015	12/31/2014	3/31/2014	12/31/2013	State Avg.	Peer Avg.
<b>CAPITAL RATIOS</b>						
Equity/Assets	12.22	12.82	12.42	13.09	12.57	10.18
Leverage Ratio	12.65	12.59	13.27	13.15	12.21	9.96
Tier 1 Cap/Risk Based Assets	22.98	22.12	27.24	27.47	23.14	14.75
Risk Based Ratio	24.23	23.38	28.51	28.74	24.28	15.89
<b>BALANCE SHEET RATIOS:</b>						
Loan/Deposit Ratio	56.92	60.12	50.24	51.87	76.31	70.23
Loans/Assets	49.83	52.30	43.91	45.02	61.92	61.21
Securities/Assets	29.31	27.75	30.73	33.76	19.25	22.30
<b>PROFITABILITY:</b>						
Return On Avg Assets	1.40	0.07	0.27	(0.11)	0.65	0.42
Return on Avg Equity	11.13	0.58	2.06	(0.81)	4.46	1.70
Nonint Income/Avg Assets	1.49	1.45	1.44	1.57	2.03	0.80
Overhead Ratio	4.28	3.78	3.49	3.79	2.34	3.00
Efficiency Ratio	107.30	98.79	94.03	104.56	83.34	86.75
Assets per Employee (per million)	2.20	2.04	2.12	1.99	5.56	3.70
<b>ASSET QUALITY:</b>						
Reserves/Loans	1.46	2.28	2.63	2.66	1.72	2.05
Nonper Loans/Loans	4.29	3.62	5.71	6.14	3.65	6.21
NPA Excluding Restructured Loans/ Total Assets	1.44	1.51	1.76	1.98	2.10	2.79
Nonper Assets/Assets	2.87	2.69	3.37	3.72	3.22	4.73
<b>YIELDS &amp; COSTS:</b>						
Yield on earning assets	4.24	4.30	4.22	3.95	3.94	4.28
Cost of funds	0.12	0.14	0.13	0.16	0.48	0.40
Net interest margin	4.12	4.17	4.09	3.80	3.48	3.88
Avg Earning Assets/ Avg Assets	94.23	92.05	92.89	93.57	91.35	91.57

**SELECTED FINANCIAL DATA - Community State Bank**  
(Dollars in Thousands)

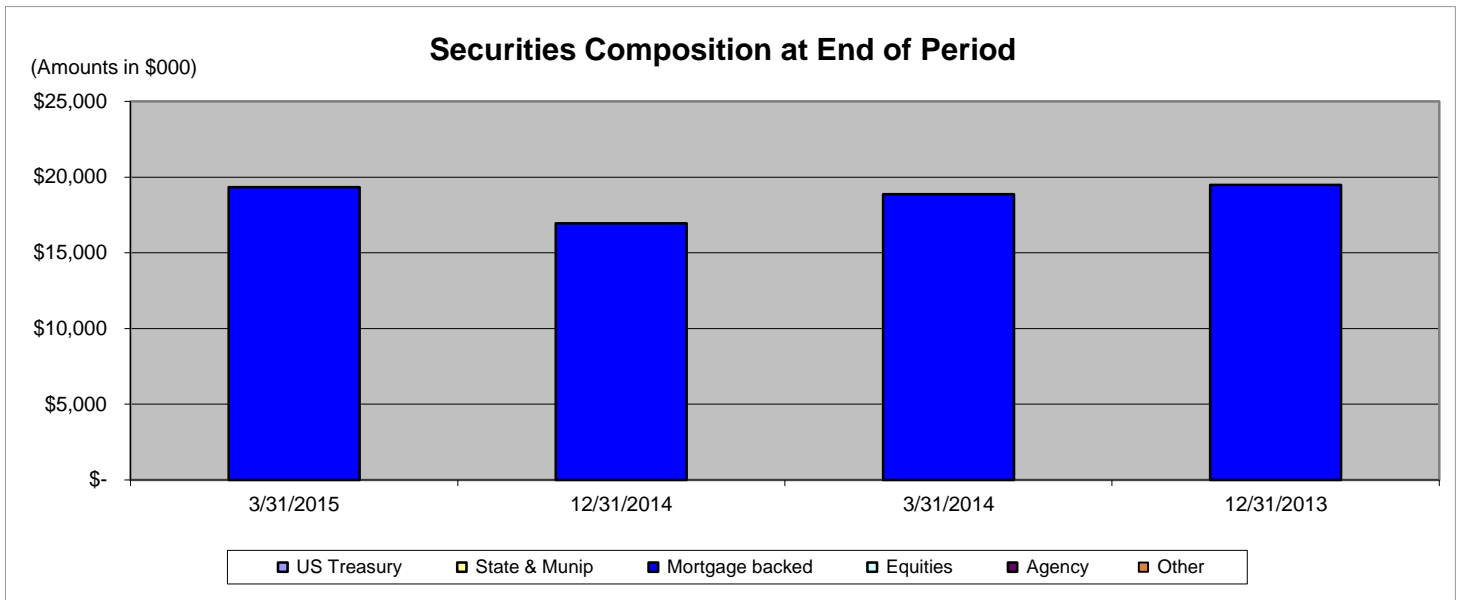
<b>As of:</b>	<b>3/31/2015</b>	<b>12/31/2014</b>	<b>3/31/2014</b>	<b>12/31/2013</b>	<b>\$ Change 12 MTHS</b>	<b>% Change 12 MTHS</b>
Total Assets	\$ 65,951	\$ 61,062	\$ 61,373	\$ 57,734	\$ 4,578	7.46
Cash and Equivalents	10,362	8,984	14,279	10,895	(3,917)	(27.43)
Securities	19,333	16,942	18,861	19,491	472	2.50
Loans, net	32,387	31,209	26,237	25,298	6,150	23.44
Deposit Accounts	57,741	53,121	53,633	50,104	4,108	7.66
Fed Funds & Repos	-	-	-	-	-	NA
Total Equity	8,062	7,829	7,625	7,557	437	5.73

<b>Period Ending:</b>	<b>3/31/2015</b>	<b>12/31/2014</b>	<b>3/31/2014</b>	<b>12/31/2013</b>	<b>\$ Change 12 MTHS</b>	<b>% Change 12 MTHS</b>
Net Earnings	\$ 221	\$ 45	\$ 39	\$ (63)	\$ 182	466.67
Interest Income	631	2,408	576	2,166	55	9.55
Interest Expense	17	74	17	83	-	-
Net Interest Income	614	2,334	559	2,083	55	9.84
Prov for Loan Loss	(250)	7	7	37	(257)	(3,671.43)
Non Interest Income	235	884	211	921	24	11.37
Gain on Sale of Securities	33	13	-	111	33	NA
Non Interest Expense	911	3,179	724	3,141	187	25.83
Net Operating Income	188	32	39	(174)	149	382.05
Income Taxes	-	-	-	-	-	NA



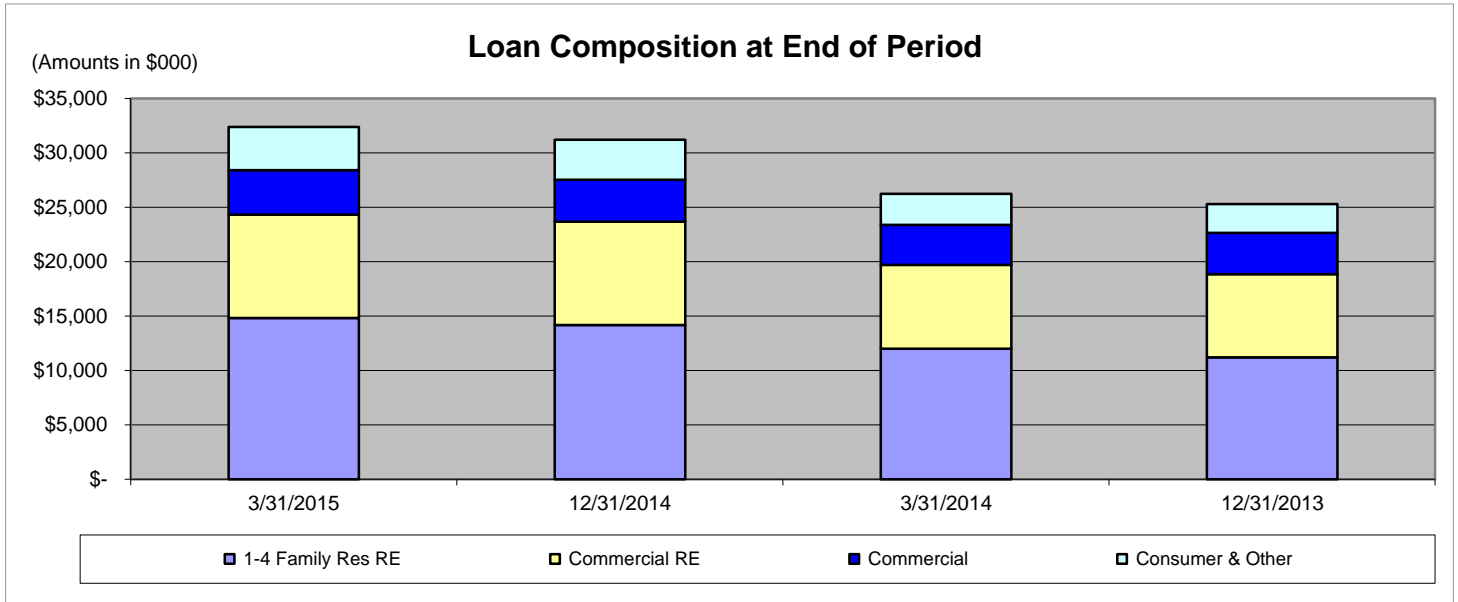
**SECURITIES COMPOSITION - Community State Bank**  
(Dollars in Thousands)

As of:	3/31/2015	12/31/2014	3/31/2014	12/31/2013	\$ Change 12 MTHS	% Change 12 MTHS
<b>SECURITIES CATEGORY:</b>						
US Treasury	\$ -	\$ -	\$ -	\$ -	\$ -	NA
State & Munip	-	-	-	-	-	NA
Mortgage backed	19,333	16,942	18,861	19,491	472	2.50
Equities	-	-	-	-	-	NA
Agency	-	-	-	-	-	NA
Other	-	-	-	-	-	NA
<b>Total Securities</b>	<b>\$ 19,333</b>	<b>\$ 16,942</b>	<b>\$ 18,861</b>	<b>\$ 19,491</b>	<b>\$ 472</b>	<b>2.50</b>



**LOAN PORTFOLIO COMPOSITION - Community State Bank**  
(Dollars in Thousands)

As of:	3/31/2015	12/31/2014	3/31/2014	12/31/2013	\$ Change 12 MTHS	% Change 12 MTHS
<b>LOAN CATEGORY:</b>						
1-4 Family Res RE	\$ 14,837	\$ 14,170	\$ 11,993	\$ 11,217	\$ 2,844	23.71
Commercial RE	9,482	9,510	7,730	7,632	1,752	22.66
Commercial	4,109	3,847	3,669	3,814	440	11.99
Consumer & Other	3,959	3,682	2,845	2,635	1,114	39.16
<b>Loans, Net</b>	<b>\$ 32,387</b>	<b>\$ 31,209</b>	<b>\$ 26,237</b>	<b>\$ 25,298</b>	<b>\$ 6,150</b>	<b>23.44</b>



**LOAN PORTFOLIO QUALITY - Community State Bank**  
(Dollars in Thousands)

As of:	3/31/2015	12/31/2014	3/31/2014	12/31/2013	\$ Change 12 MTHS	% Change 12 MTHS
--------	-----------	------------	-----------	------------	----------------------	---------------------

**LOAN LOSS RESERVE ACTIVITY:**

Beginning Balance	\$ 727	\$ 691	\$ 691	\$ 767	\$ 36	5.21
Total Recoveries	5	34	13	57	(8)	(61.54)
Total Charge-offs	3	5	1	170	2	200.00
Provision Expense	(250)	7	7	37	(257)	(3,671.43)
Writedown transfer Loans HFS	-	-	-	-	-	NA
Adjustments	-	-	-	-	-	NA
Ending Balance	<u>\$ 479</u>	<u>\$ 727</u>	<u>\$ 710</u>	<u>\$ 691</u>	<u>\$ (231)</u>	<u>(32.54)</u>

**NON-PERFORMING ASSETS:**

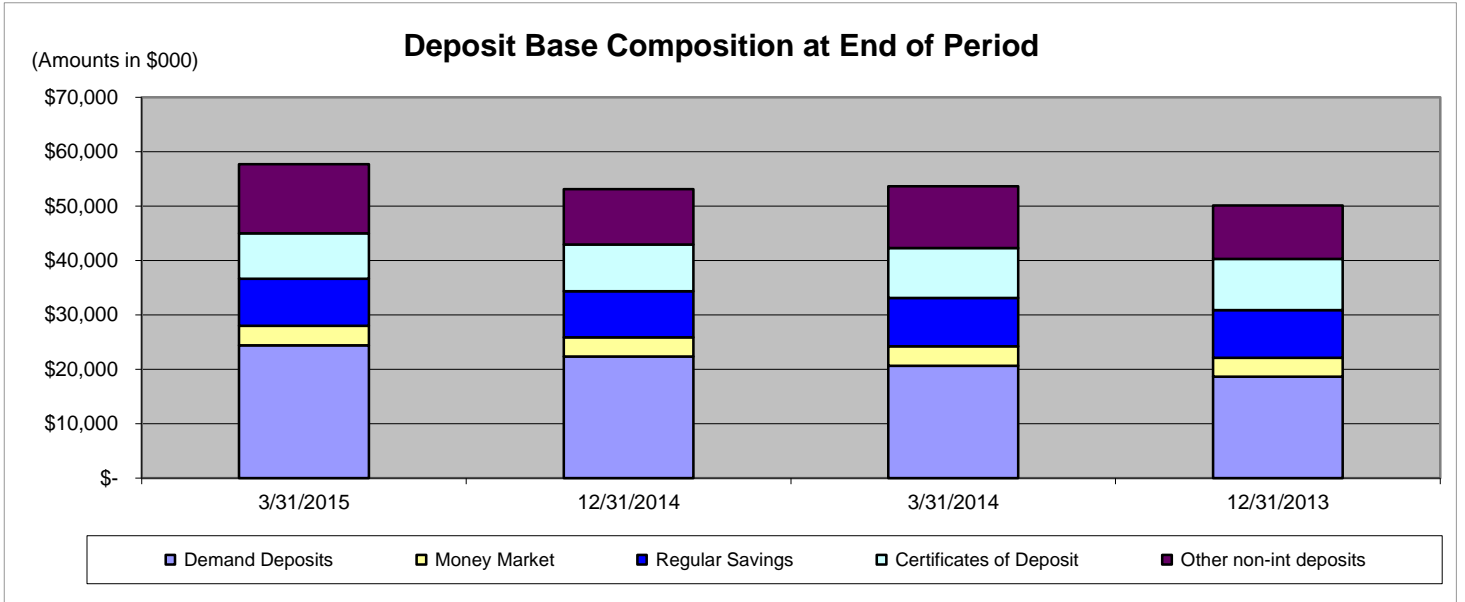
Total-90+ Days Past Due	\$ -	\$ -	\$ -	\$ -	\$ -	NA
Total-NonAccrual	461	434	553	591	(92)	(16.64)
Foreclosed Real Estate	487	487	528	552	(41)	(7.77)
<b>Total non-perf. Assets</b>	<u>\$ 948</u>	<u>\$ 921</u>	<u>\$ 1,081</u>	<u>\$ 1,143</u>	<u>\$ (133)</u>	<u>(12.30)</u>

**DEPOSIT BASE COMPOSITION - Community State Bank**  
(Dollars in Thousands)

As of:	3/31/2015	12/31/2014	3/31/2014	12/31/2013	\$ Change 12 MTHS	% Change 12 MTHS
--------	-----------	------------	-----------	------------	----------------------	---------------------

**DEPOSIT BASE CATEGORY:**

Demand Deposits	\$ 24,436	\$ 22,322	\$ 20,648	\$ 18,636	\$ 3,788	18.35
Money Market	3,580	3,567	3,562	3,501	18	0.51
Regular Savings	8,626	8,483	8,908	8,765	(282)	(3.17)
Certificates of Deposit	8,349	8,601	9,170	9,377	(821)	(8.95)
Other non-int deposits	12,750	10,148	11,345	9,825	1,405	12.38
<b>Total Deposits</b>	<b>\$ 57,741</b>	<b>\$ 53,121</b>	<b>\$ 53,633</b>	<b>\$ 50,104</b>	<b>\$ 4,108</b>	<b>7.66</b>



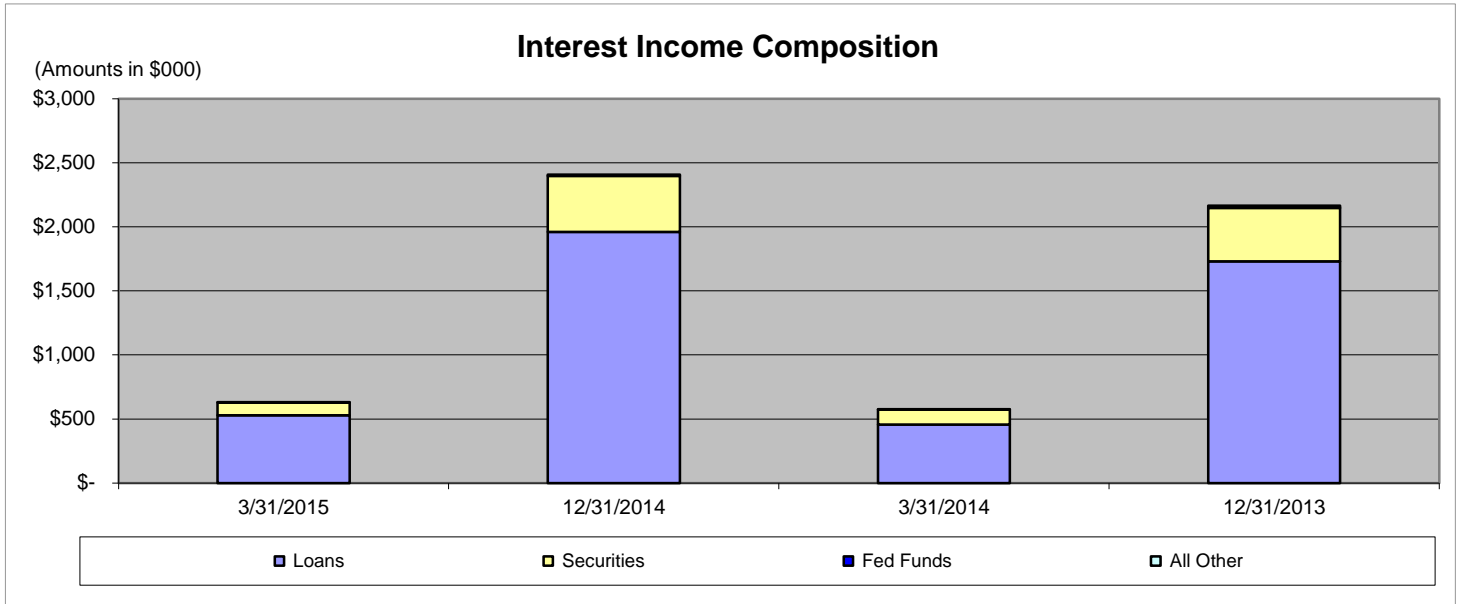


**INTEREST INCOME COMPOSITION - Community State Bank**  
(Dollars in Thousands)

As of:	3/31/2015	12/31/2014	3/31/2014	12/31/2013	\$ Change 12 MTHS	% Change 12 MTHS
--------	-----------	------------	-----------	------------	----------------------	---------------------

**INTEREST INCOME CATEGORY:**

Loans	\$ 529	\$ 1,961	\$ 456	\$ 1,730	\$ 73	16.01
Securities	99	436	117	417	(18)	(15.38)
Fed Funds	3	11	3	19	-	-
All Other	-	-	-	-	-	NA
<b>Total Int Income</b>	<b>\$ 631</b>	<b>\$ 2,408</b>	<b>\$ 576</b>	<b>\$ 2,166</b>	<b>\$ 55</b>	<b>9.55</b>

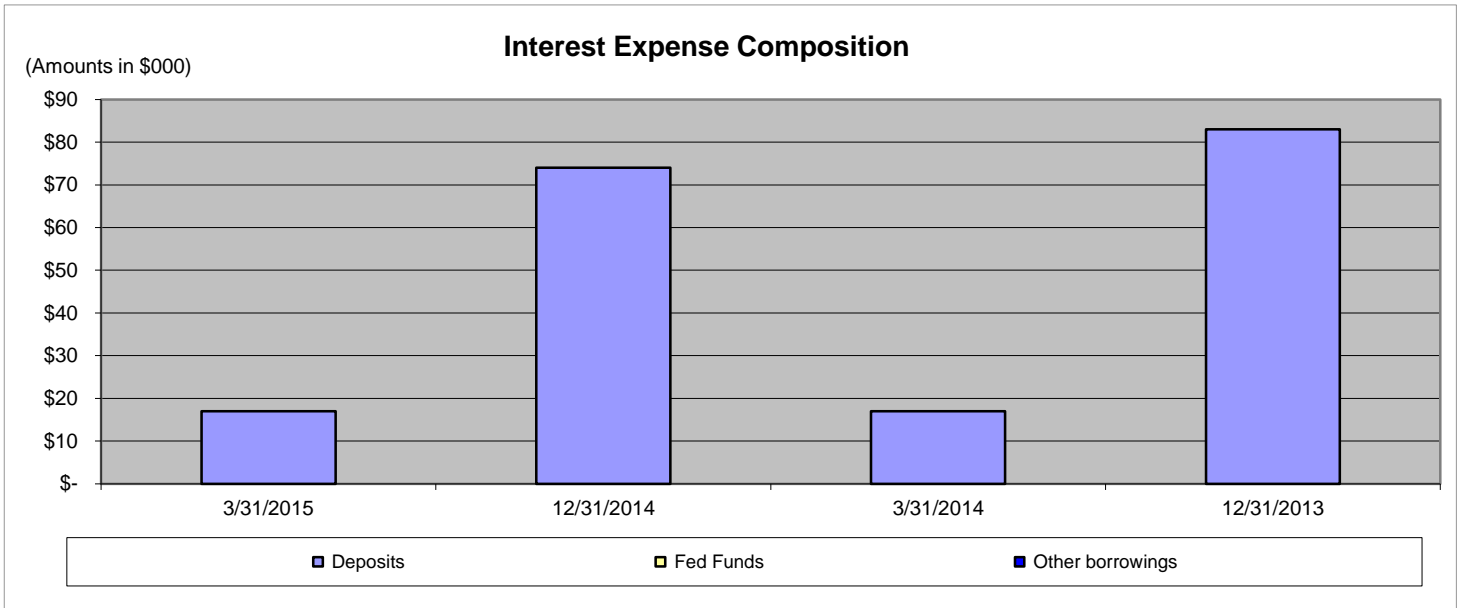


**INTEREST EXPENSE COMPOSITION - Community State Bank**  
(Dollars in Thousands)

Period Ending	3/31/2015	12/31/2014	3/31/2014	12/31/2013	\$ Change 12 MTHS	% Change 12 MTHS
---------------	-----------	------------	-----------	------------	----------------------	---------------------

**INTEREST EXPENSE CATEGORY:**

Deposits	\$ 17	\$ 74	\$ 17	\$ 83	\$ -	-
Fed Funds	-	-	-	-	-	NA
Other borrowings	-	-	-	-	-	NA
<b>Total Int Expense</b>	<b>\$ 17</b>	<b>\$ 74</b>	<b>\$ 17</b>	<b>\$ 83</b>	<b>\$ -</b>	<b>-</b>

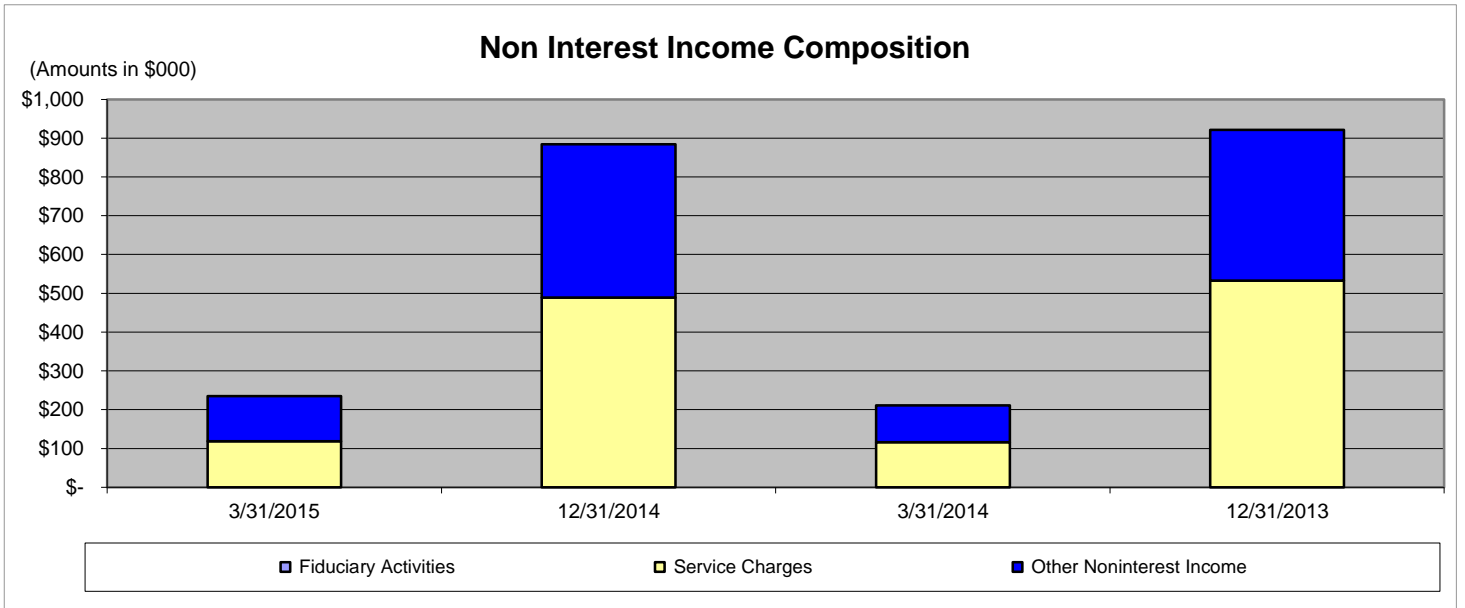


**NON INTEREST INCOME COMPOSITION - Community State Bank**  
(Dollars in Thousands)

Period Ending	3/31/2015	12/31/2014	3/31/2014	12/31/2013	\$ Change 12 MTHS	% Change 12 MTHS
---------------	-----------	------------	-----------	------------	----------------------	---------------------

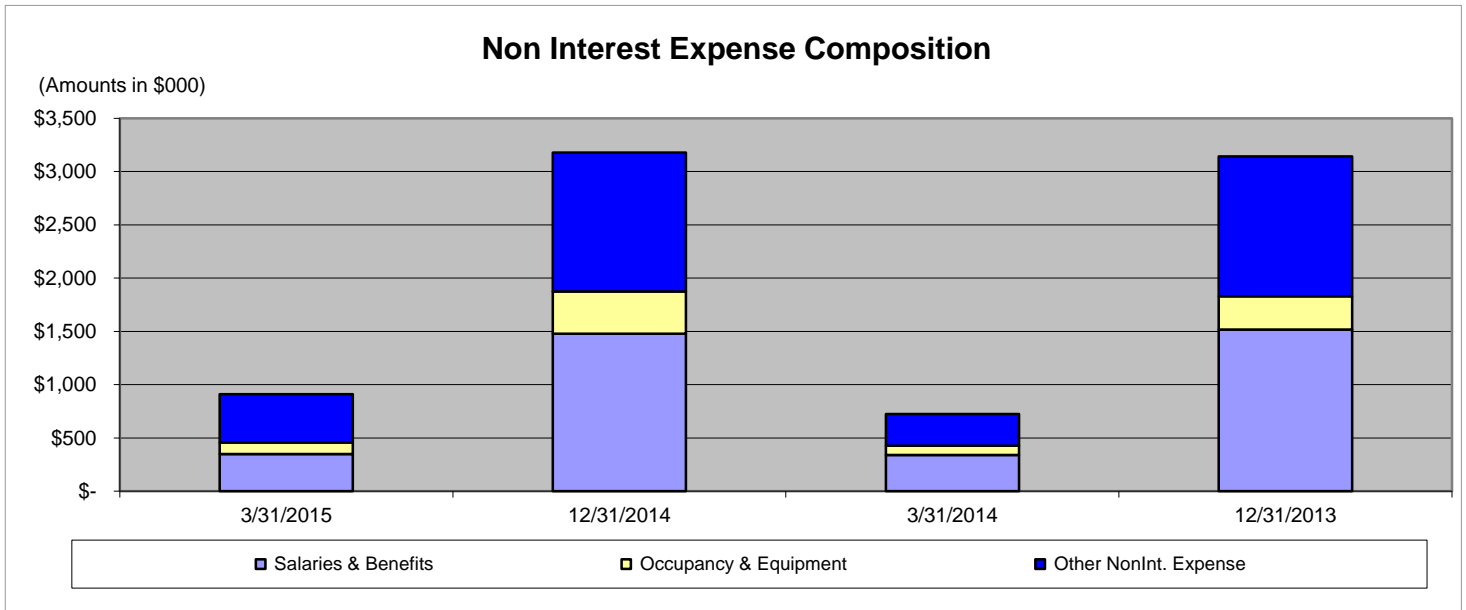
**NON INTEREST INCOME CATEGORY:**

Fiduciary Activities	\$	-	\$	-	\$	-	NA
Service Charges		119	489	116	533	3	2.59
Other Noninterest Income		116	395	95	388	21	22.11
<b>Total Nonint. Income</b>	<b>\$</b>	<b>235</b>	<b>\$ 884</b>	<b>\$ 211</b>	<b>\$ 921</b>	<b>\$ 24</b>	<b>11.37</b>



**NON INTEREST EXPENSE COMPOSITION - Community State Bank**  
(Dollars in Thousands)

Period Ending	3/31/2015	12/31/2014	3/31/2014	12/31/2013	\$ Change 12 MTHS	% Change 12 MTHS
<b>NON INTEREST EXPENSE CATEGORY:</b>						
Salaries & Benefits	\$ 351	\$ 1,477	\$ 340	\$ 1,519	\$ 11	3.24
Occupancy & Equipment	108	397	88	311	20	22.73
Other NonInt. Expense	452	1,305	296	1,311	156	52.70
<b>Total NonInt. Expense</b>	<b>\$ 911</b>	<b>\$ 3,179</b>	<b>\$ 724</b>	<b>\$ 3,141</b>	<b>\$ 187</b>	<b>25.83</b>



**PEER GROUP COMPARISONS REPORT**  
**North Central Florida Group**

**BALANCE SHEET**

<b>Institution Name</b>	<b>Total Assets (\$000)</b>		<b>%Change in Assets</b>
	<b>This Year</b>	<b>Last Year</b>	
Citizens State Bank	279,891	210,751	<b>32.81</b>
First Avenue National Bank	115,269	94,620	<b>21.82</b>
Gateway Bank of Central Florida	217,694	185,635	<b>17.27</b>
First Federal Bank of Florida	1,155,702	1,013,889	<b>13.99</b>
<b>Community State Bank</b>	<b>65,951</b>	<b>61,373</b>	<b>7.46</b>
Merchants & Southern Bank	439,810	409,295	<b>7.46</b>
Drummond Community Bank	389,663	364,993	<b>6.76</b>
Peoples State Bank	70,361	67,915	<b>3.60</b>
Sunshine Savings Bank	154,207	149,298	<b>3.29</b>
Prime Meridian Bank	220,369	214,206	<b>2.88</b>
Farmers & Merchants Bank	434,624	423,014	<b>2.74</b>
Capital City Bank	2,673,263	2,612,997	<b>2.31</b>
Community Bank and Trust of Florida	612,463	609,221	<b>0.53</b>
Florida Citizens Bank	231,135	239,798	<b>(3.61)</b>
Columbia Bank	176,952	186,095	<b>(4.91)</b>
Lafayette State Bank	87,200	95,279	<b>(8.48)</b>
ProBank	45,423	52,318	<b>(13.18)</b>

<b>Select Peer Average</b>	<b>433,528</b>	<b>411,217</b>	<b>5.45</b>
----------------------------	----------------	----------------	-------------

**PEER GROUP COMPARISONS REPORT**  
**North Central Florida Group**

**BALANCE SHEET**

<b>Institution Name</b>	<b>Total Loans (\$000)</b>		<b>% Change in Loans</b>
	<b>This Year</b>	<b>Last Year</b>	
Prime Meridian Bank	156,576	127,912	22.41
<b>Community State Bank</b>	<b>32,866</b>	<b>26,947</b>	<b>21.97</b>
Gateway Bank of Central Florida	152,586	128,048	19.16
Citizens State Bank	200,824	170,646	17.68
First Avenue National Bank	80,537	70,117	14.86
First Federal Bank of Florida	595,836	551,300	8.08
Sunshine Savings Bank	103,777	97,129	6.84
Community Bank and Trust of Florida	273,452	258,352	5.84
Capital City Bank	1,464,788	1,407,090	4.10
Peoples State Bank	53,053	50,977	4.07
Florida Citizens Bank	169,303	166,254	1.83
Farmers & Merchants Bank	253,665	251,423	0.89
Columbia Bank	106,078	106,310	(0.22)
Drummond Community Bank	182,227	184,151	(1.04)
Merchants & Southern Bank	200,078	222,841	(10.21)
ProBank	26,733	32,029	(16.54)
Lafayette State Bank	62,371	75,223	(17.09)

<b>Select Peer Average</b>	242,044.12	230,985.24	4.86
----------------------------	------------	------------	------

**PEER GROUP COMPARISONS REPORT**  
*North Central Florida Group*

**BALANCE SHEET RATIOS**  
**For the three months ended**  
**March 31, 2015**

Institution Name	Loans/Deposits	Gross Loans/ Assets	Securities/ Assets
Gateway Bank of Central Florida	86.50	70.09	14.81
Peoples State Bank	83.94	75.40	6.52
Florida Citizens Bank	81.03	73.25	10.52
Prime Meridian Bank	80.39	71.05	19.06
First Avenue National Bank	80.18	69.87	11.65
Citizens State Bank	78.52	71.75	7.03
Sunshine Savings Bank	78.03	67.30	16.38
Lafayette State Bank	75.68	71.53	11.14
Farmers & Merchants Bank	70.15	58.36	25.61
ProBank	67.61	58.85	35.28
Columbia Bank	67.41	59.95	26.81
Capital City Bank	65.71	54.79	21.68
First Federal Bank of Florida	61.28	51.56	22.81
<b>Community State Bank</b>	<b>56.92</b>	<b>49.83</b>	<b>29.31</b>
Merchants & Southern Bank	56.12	45.49	38.88
Drummond Community Bank	54.42	46.77	38.25
Community Bank and Trust of Florida	49.95	44.65	43.35

<b>Select Peer Average</b>	70.23	61.21	22.30
----------------------------	-------	-------	-------

**PEER GROUP COMPARISONS REPORT**  
*North Central Florida Group*

**ASSET QUALITY RATIOS**  
For the three months ended  
**March 31, 2015**

<b>Institution Name</b>	<b>Reserves/Loans</b>	<b>Nonper Loans/Loans</b>	<b>NPA Excluding Restructured Loans/ Total Assets (%)</b>	<b>Nonper Assets/Assets</b>
Prime Meridian Bank	1.35	0.12	0.08	<b>0.08</b>
First Avenue National Bank	1.90	1.16	0.81	<b>0.81</b>
Community Bank and Trust of Florida	2.01	2.32	0.49	<b>1.18</b>
Citizens State Bank	1.13	1.65	1.03	<b>1.28</b>
Drummond Community Bank	1.59	1.73	1.23	<b>1.34</b>
First Federal Bank of Florida	0.96	2.48	0.84	<b>1.41</b>
Merchants & Southern Bank	1.68	1.54	1.38	<b>1.66</b>
Gateway Bank of Central Florida	1.74	2.84	1.04	<b>2.15</b>
Farmers & Merchants Bank	1.37	3.13	0.96	<b>2.36</b>
Sunshine Savings Bank	1.06	3.77	1.50	<b>2.77</b>
<b>Community State Bank</b>	<b>1.46</b>	<b>4.29</b>	<b>1.44</b>	<b>2.87</b>
Florida Citizens Bank	1.79	1.47	2.85	<b>3.40</b>
Capital City Bank	1.10	4.04	1.89	<b>3.48</b>
Peoples State Bank	2.27	10.96	2.33	<b>9.02</b>
Columbia Bank	3.52	12.07	3.41	<b>9.35</b>
ProBank	3.21	19.73	6.48	<b>12.35</b>
Lafayette State Bank	6.77	32.33	19.66	<b>24.97</b>

<b>Select Peer Average</b>	<b>2.05</b>	<b>6.21</b>	<b>2.79</b>	<b>4.73</b>
----------------------------	-------------	-------------	-------------	-------------



**PEER GROUP COMPARISONS REPORT**  
*North Central Florida Group*

**CAPITAL RATIOS**  
**For the three months ended**  
**March 31, 2015**

<b>Institution Name</b>	<b>Equity/ Assets</b>	<b>Leverage Ratio</b>	<b>Tier 1 Risk-based Ratio</b>	<b>Risk Based Capital Ratio</b>
Drummond Community Bank	13.73	<b>13.52</b>	24.07	25.33
<b>Community State Bank</b>	<b>12.22</b>	<b>12.65</b>	<b>22.98</b>	<b>24.23</b>
First Federal Bank of Florida	12.04	<b>12.50</b>	17.41	18.29
Sunshine Savings Bank	13.45	<b>12.44</b>	15.48	16.41
First Avenue National Bank	11.39	<b>10.57</b>	12.46	13.71
Capital City Bank	12.16	<b>10.37</b>	15.62	16.58
Prime Meridian Bank	10.13	<b>10.29</b>	13.83	15.08
Community Bank and Trust of Florida	10.25	<b>10.15</b>	17.36	18.61
Columbia Bank	10.28	<b>10.09</b>	17.88	19.15
Merchants & Southern Bank	10.49	<b>10.00</b>	15.18	16.33
Gateway Bank of Central Florida	9.74	<b>9.65</b>	11.85	13.10
Peoples State Bank	9.85	<b>9.60</b>	12.25	13.51
Farmers & Merchants Bank	9.13	<b>9.13</b>	13.85	15.08
Florida Citizens Bank	8.83	<b>8.90</b>	11.38	12.63
Citizens State Bank	8.42	<b>8.38</b>	11.16	12.23
ProBank	6.06	<b>6.25</b>	11.67	12.95
Lafayette State Bank	4.85	<b>4.76</b>	6.40	6.92
<b>Select Peer Average</b>	10.18	9.96	14.75	15.89

**PEER GROUP COMPARISONS REPORT**  
*North Central Florida Group*

**PROFITABILITY RATIOS**  
For the three months ended  
March 31, 2015

<b>Institution Name</b>	<b>Avg Total Assets (\$000)</b>	<b>Return on Avg Assets</b>	<b>Return on Avg Equity</b>
Citizens State Bank	282,046	1.41	17.17
<b>Community State Bank</b>	<b>63,197</b>	<b>1.40</b>	<b>11.13</b>
Drummond Community Bank	376,876	1.35	9.66
First Federal Bank of Florida	1,044,222	1.35	10.23
Farmers & Merchants Bank	428,860	1.00	10.93
Merchants & Southern Bank	443,149	1.00	9.77
Community Bank and Trust of Florida	589,846	0.85	8.22
Prime Meridian Bank	214,216	0.85	8.71
Gateway Bank of Central Florida	208,123	0.78	7.77
Florida Citizens Bank	231,253	0.61	7.06
Peoples State Bank	68,993	0.43	4.29
Capital City Bank	2,628,648	0.21	1.67
Columbia Bank	178,262	0.16	1.59
Sunshine Savings Bank	148,661	0.10	0.70
First Avenue National Bank	110,307	(0.29)	(2.46)
ProBank	45,865	(0.95)	(15.85)
Lafayette State Bank	88,527	(3.17)	(61.66)

<b>Select Peer Average</b>	420,650	0.42	1.70
----------------------------	---------	------	------

**PEER GROUP COMPARISONS REPORT**  
*North Central Florida Group*

**PROFITABILITY RATIOS**  
For the three months ended  
March 31, 2015

Institution Name	Noninterest Income/Avg Assets	Overhead Ratio	Efficiency Ratio	Assets per Employee (per million)
Citizens State Bank	0.14	3.30	<b>58.26</b>	5.00
Drummond Community Bank	0.98	2.64	<b>63.34</b>	3.25
Community Bank and Trust of Florida	0.66	1.91	<b>67.43</b>	4.98
First Federal Bank of Florida	2.47	1.55	<b>67.89</b>	3.48
Prime Meridian Bank	0.27	2.48	<b>67.89</b>	4.69
Gateway Bank of Central Florida	0.32	2.52	<b>69.71</b>	5.44
Merchants & Southern Bank	0.40	1.89	<b>69.71</b>	4.19
Farmers & Merchants Bank	0.53	2.33	<b>74.35</b>	5.17
Florida Citizens Bank	0.78	2.45	<b>80.35</b>	2.69
Peoples State Bank	0.59	3.07	<b>83.95</b>	2.81
Columbia Bank	0.60	2.94	<b>90.98</b>	3.22
Capital City Bank	1.82	2.51	<b>92.06</b>	3.03
Sunshine Savings Bank	1.25	3.46	<b>94.18</b>	2.86
<b>Community State Bank</b>	<b>1.49</b>	<b>4.28</b>	<b>107.30</b>	<b>2.20</b>
First Avenue National Bank	0.25	4.14	<b>111.00</b>	3.60
ProBank	0.29	4.33	<b>128.09</b>	3.49
Lafayette State Bank	0.80	5.15	<b>148.31</b>	2.73

<b>Select Peer Average</b>	0.80	3.00	86.75	3.70
----------------------------	------	------	-------	------

**PEER GROUP COMPARISONS REPORT**  
*North Central Florida Group*

**STATEMENT OF CONDITION (% OF ASSETS)**  
For the three months ended  
March 31, 2015

<b>Institution Name</b>	<b>Cash and Nonint-bearing Deposits</b>	<b>Interest-bearing Bal</b>	<b>Fed fund Sold &amp; Repos</b>
Lafayette State Bank	7.50	0.67	4.63
Peoples State Bank	5.11	7.69	-
ProBank	4.61	0.24	0.15
First Avenue National Bank	3.06	5.69	-
Farmers & Merchants Bank	2.77	7.97	-
<b>Community State Bank</b>	<b>2.75</b>	<b>12.54</b>	<b>0.42</b>
Community Bank and Trust of Florida	2.68	3.58	-
Merchants & Southern Bank	2.17	0.09	9.38
Prime Meridian Bank	2.11	0.08	5.68
Capital City Bank	1.94	11.06	0.05
Citizens State Bank	1.93	17.10	-
Drummond Community Bank	1.32	7.87	-
First Federal Bank of Florida	1.25	16.25	-
Gateway Bank of Central Florida	1.24	7.64	-
Sunshine Savings Bank	1.09	1.30	8.97
Florida Citizens Bank	1.01	8.98	-
Columbia Bank	0.89	8.89	-
<b>Select Peer Average</b>	<b>2.55</b>	<b>6.92</b>	<b>1.72</b>

**PEER GROUP COMPARISONS REPORT**  
*North Central Florida Group*

**STATEMENT OF CONDITION (% OF ASSETS)**  
For the three months ended  
March 31, 2015

Institution Name	Held to Maturity Securities	Available for Sale Securities	Net Loans & Leases
Peoples State Bank	-	6.52	73.69
Florida Citizens Bank	-	10.52	71.89
Citizens State Bank	3.21	3.82	70.94
Prime Meridian Bank	-	19.06	69.72
Gateway Bank of Central Florida	-	14.81	68.87
First Avenue National Bank	-	11.65	68.54
Lafayette State Bank	-	11.13	66.68
Sunshine Savings Bank	16.38	-	66.58
Columbia Bank	7.99	18.83	57.84
Farmers & Merchants Bank	-	25.61	57.56
ProBank	-	35.28	56.96
Capital City Bank	6.86	14.82	53.72
<b>Community State Bank</b>	<b>13.20</b>	<b>16.11</b>	<b>49.11</b>
Drummond Community Bank	11.61	26.65	46.02
First Federal Bank of Florida	0.02	22.79	45.29
Merchants & Southern Bank	0.60	38.28	44.65
Community Bank and Trust of Florida	-	43.35	43.75

<b>Select Peer Average</b>	3.52	18.78	59.52
----------------------------	------	-------	-------

**PEER GROUP COMPARISONS REPORT**  
*North Central Florida Group*

**STATEMENT OF CONDITION (% OF ASSETS)**  
For the three months ended  
March 31, 2015

Institution Name	Premises & Fixed Assets	Total Other Real Est Owned	Intangible Assets
First Avenue National Bank	8.58	-	-
Prime Meridian Bank	1.55	-	-
Citizens State Bank	2.40	<b>0.10</b>	-
First Federal Bank of Florida	2.26	<b>0.13</b>	2.38
Community Bank and Trust of Florida	3.25	<b>0.15</b>	-
Gateway Bank of Central Florida	4.02	<b>0.16</b>	-
Sunshine Savings Bank	3.05	<b>0.23</b>	0.22
Drummond Community Bank	3.17	<b>0.53</b>	0.49
Farmers & Merchants Bank	2.64	<b>0.53</b>	-
<b>Community State Bank</b>	<b>1.56</b>	<b>0.74</b>	-
ProBank	0.36	<b>0.74</b>	-
Peoples State Bank	4.75	<b>0.76</b>	-
Merchants & Southern Bank	3.34	<b>0.95</b>	-
Capital City Bank	3.74	<b>1.27</b>	3.17
Lafayette State Bank	6.65	<b>1.85</b>	-
Columbia Bank	2.68	<b>2.11</b>	-
Florida Citizens Bank	4.55	<b>2.32</b>	-

<b>Select Peer Average</b>	3.44	0.74	0.37
----------------------------	------	------	------

**PEER GROUP COMPARISONS REPORT**  
*North Central Florida Group*

**STATEMENT OF CONDITION (% OF TOTAL FUNDING SOURCES)**  
 For the three months ended  
 March 31, 2015

<b>Institution Name</b>	<b>Non Interest Bearing Deposits</b>	<b>Interest Bearing Deposits</b>	<b>Total Deposits</b>
Community State Bank	42.32	57.68	100.00
Drummond Community Bank	37.05	62.95	100.00
Capital City Bank	31.56	64.98	96.54
Merchants & Southern Bank	31.15	60.13	91.28
Gateway Bank of Central Florida	28.66	61.38	90.05
Florida Citizens Bank	28.51	70.94	99.45
Farmers & Merchants Bank	27.20	65.40	92.60
First Federal Bank of Florida	23.77	73.23	97.01
Prime Meridian Bank	23.59	75.06	98.65
Lafayette State Bank	23.22	76.78	100.00
Community Bank and Trust of Florida	22.89	77.11	100.00
Sunshine Savings Bank	21.39	78.61	100.00
First Avenue National Bank	18.28	80.27	98.55
Peoples State Bank	17.17	82.83	100.00
ProBank	15.75	77.19	92.95
Columbia Bank	12.69	87.31	100.00
Citizens State Bank	8.83	91.17	100.00

<b>Select Peer Average</b>	24.36	73.12	97.47
----------------------------	-------	-------	-------

**PEER GROUP COMPARISONS REPORT**  
*North Central Florida Group*

**STATEMENT OF CONDITION (% OF TOTAL FUNDING SOURCES)**  
 For the three months ended  
 March 31, 2015

<b>Institution Name</b>	<b>Tot Fed Funds &amp; Repos</b>	<b>Other Borrowed Money</b>
Gateway Bank of Central Florida	-	<b>9.95</b>
ProBank	0.16	<b>7.05</b>
Farmers & Merchants Bank	-	<b>4.10</b>
First Federal Bank of Florida	-	<b>2.99</b>
Capital City Bank	0.05	<b>1.35</b>
Florida Citizens Bank	-	<b>0.55</b>
Citizens State Bank	0.00	-
Columbia Bank	-	-
Community Bank and Trust of Florida	-	-
<b>Community State Bank</b>	<b>0.48</b>	-
Drummond Community Bank	-	-
First Avenue National Bank	-	-
Lafayette State Bank	4.90	-
Merchants & Southern Bank	10.56	-
Peoples State Bank	-	-
Prime Meridian Bank	6.34	-
Sunshine Savings Bank	10.40	-

<b>Select Peer Average</b>	1.94	1.53
----------------------------	------	------



**PEER GROUP COMPARISONS REPORT**  
*North Central Florida Group*

**YIELD, COSTS & SPREADS - ASSET YIELDS**  
 For the three months ended  
 March 31, 2015

Institution Name	Yield on Earning Assets	Cost of Funds	Net Interest Margin	Avg Earning Assets/ Avg Assets
Citizens State Bank	7.14	1.07	<b>6.11</b>	93.86
Drummond Community Bank	4.74	0.16	<b>4.59</b>	92.39
First Avenue National Bank	4.79	0.51	<b>4.28</b>	86.52
<b>Community State Bank</b>	<b>4.24</b>	<b>0.12</b>	<b>4.12</b>	<b>94.23</b>
Peoples State Bank	4.50	0.42	<b>4.08</b>	91.57
Sunshine Savings Bank	4.30	0.28	<b>4.03</b>	92.80
Prime Meridian Bank	4.28	0.35	<b>3.95</b>	95.03
Gateway Bank of Central Florida	4.34	0.46	<b>3.89</b>	91.77
Lafayette State Bank	4.30	0.39	<b>3.87</b>	82.95
First Federal Bank of Florida	3.85	0.16	<b>3.69</b>	88.18
Farmers & Merchants Bank	3.86	0.25	<b>3.62</b>	91.51
Florida Citizens Bank	4.16	0.66	<b>3.51</b>	92.47
ProBank	4.13	0.75	<b>3.45</b>	96.10
Capital City Bank	3.37	0.09	<b>3.28</b>	87.41
Columbia Bank	3.84	0.64	<b>3.24</b>	95.60
Community Bank and Trust of Florida	3.57	0.33	<b>3.24</b>	90.99
Merchants & Southern Bank	3.32	0.23	<b>3.09</b>	93.35

<b>Select Peer Average</b>	4.28	0.40	3.88	91.57
----------------------------	------	------	------	-------